


QL  
392  
B83X  
Invert.  
Zool.































QL  
392  
B83X  
Invert. Zool.

CATALOGUE

OF THE

SPECIES OF ENTOZOA,


OR

INTESTINAL WORMS,

CONTAINED IN THE COLLECTION

OF THE

BRITISH MUSEUM.



PRINTED BY ORDER OF THE TRUSTEES.

LONDON, 1853.



CATALOGUE

SPECIES OF ENTOMOLOGICAL

INTERNAL WORMS

CONTAINED IN THE COLLECTION

LONDON:

PRINTED BY WOODFALL AND KINDER,  
ANGEL COURT, SKINNER STREET.

BRITISH MUSEUM

WOODFALL AND KINDER  
ANGEL COURT, SKINNER STREET

PRINTED BY ORDER OF THE DIRECTOR  
BRITISH MUSEUM

## INTRODUCTION.

---

THE object of this Catalogue has been to give a complete list of all the Species of Intestinal Worms contained in the Collection of the British Museum, with their synonyms, the animals in which they were found, and the source from whence they have been derived. The arrangement followed is that of M. Dujardin, who has paid much attention to this class of animals.

The basis of the Collection was a series of specimens named by, and procured from, M. Siebold, of Berlin.

This Catalogue has been prepared, and the new Species described, by Dr. Baird.

JOHN EDWARD GRAY.

BRITISH MUSEUM,  
*May 18th, 1853.*



## EXPLANATION OF THE PLATES.

---

Tab. I., f. 1. *Ascaris similis*, ♂ and ♀.

1 *a.* Male, nat. size; 1 *b.* head of do. magnified; 1 *c.* female, nat. size; 1 *d.* head of do. magnified; 1 *e.* tail of do. do.

„ f. 2. *Ascaris bifaria*, nat. size; 2 *a.* head of do. magnified.

„ f. 3. *Mermis spiralis*, nat. size; 3 *a.* portion of body, magnified.

„ f. 4. *Gordius platyura*, nat. size; 4 *a.* head; 4 *b.* portion of body; 4 *c.* tail, all magnified.

„ f. 5. *Gordius verrucosus*, nat. size; 5 *a.* portion of body, magnified.

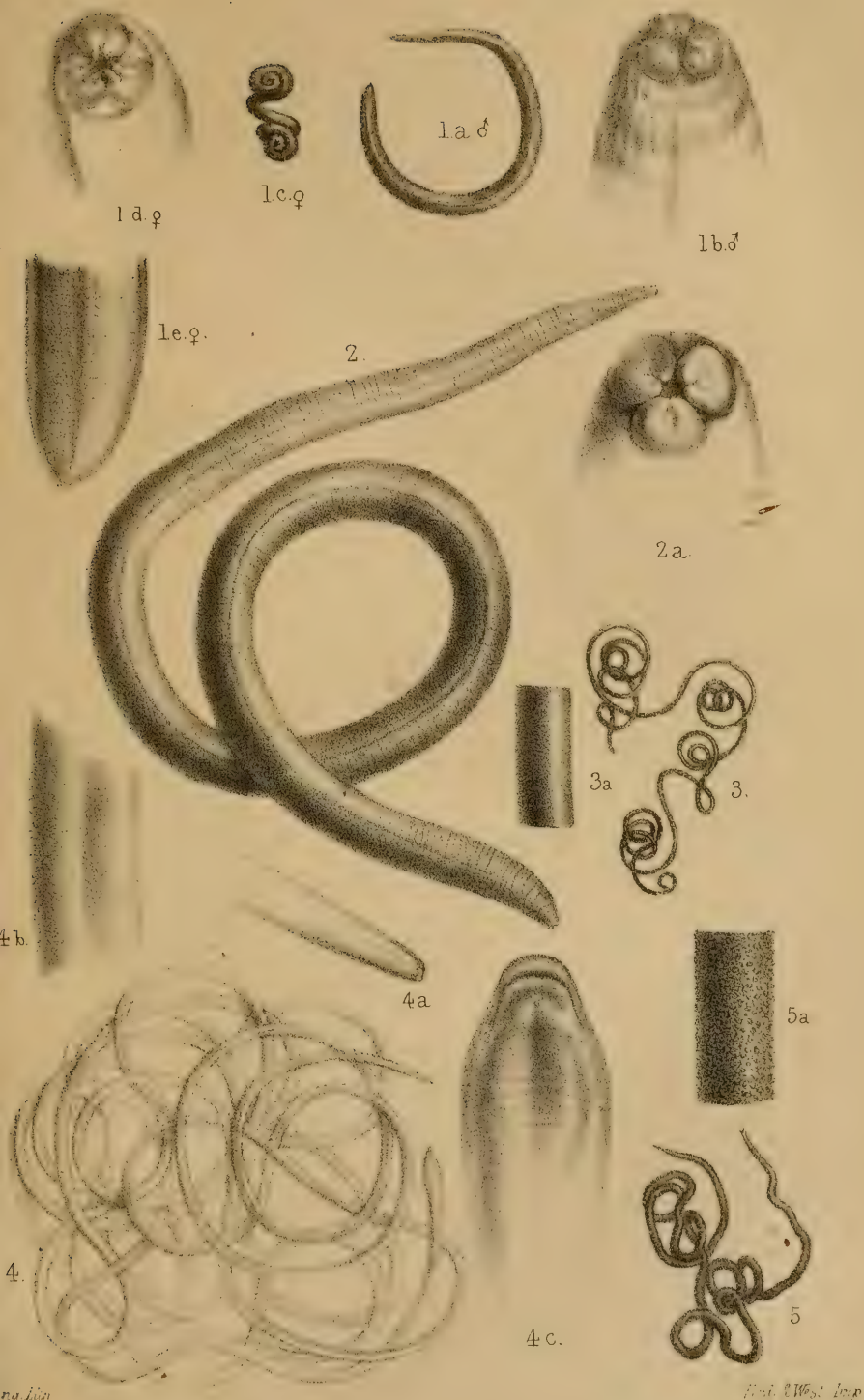
Tab. II., f. 1. *Pentastoma megacephalum*, female, nat. size, 1 *a.* head of male? magnified.

„ f. 2. *Distoma microcephalum*, nat. size; 2 *a.* head, magnified.

„ f. 3. *Tetrarhynchus rugosus*, nat. size; 3 *a.* head, magnified.

„ f. 4. *Tetrarhynchus strangulatus*, nat. size; 4 *a.* head, magnified.

„ f. 5. *Tænia Bremseri*, nat. size; 5 *a.* head, magnified.



1. *Ascaris similis*.  
 3. *Mermis spiralis*.

2. *Ascaris bifaria*.  
 4. *Gordius platyura*.

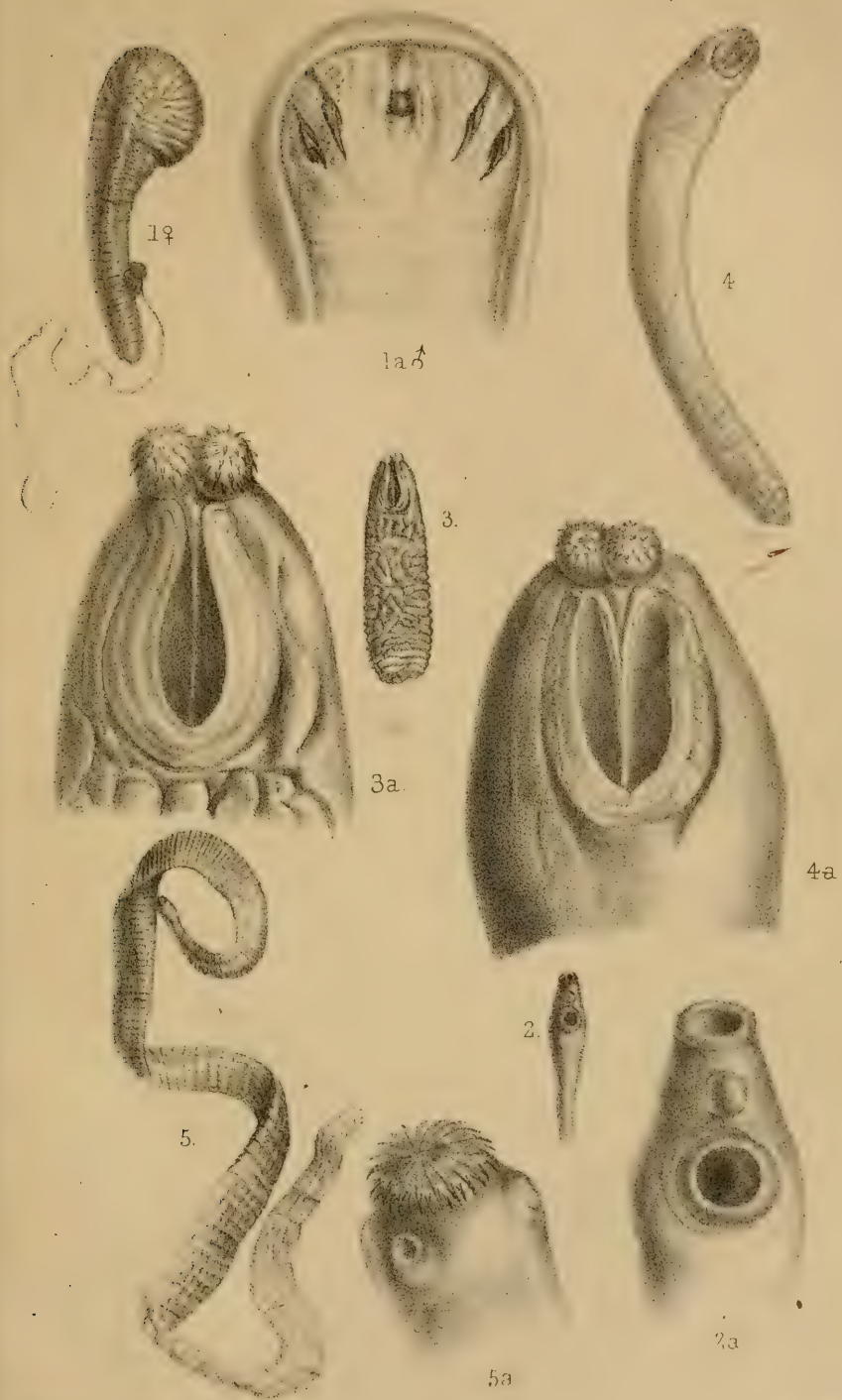
5. *Gordius ...*

ng. Lin

Sci. West. Imp







1. *Pentastonia megacophalum*      2. *Distocia nuer-pubum*  
 3. *Tetrarhynchus rugosus*      4. *Tetrarhynchus strangulatus*  
 5. *Tetrarhynchus brausei*

W. Wing. Lith.

See Atlas





CATALOGUE  
OF  
ENTOZOA.

---

CLASS ENTOZOA.

- Vermes Intestina, and Vermes Zoophyta (part), *Linneus, Faun. Suec.* 1761; *Syst. Nat.* ed. xii. 1766.  
Helminthica\*, *Muller, Zool. Dan. Prod.* 1776.  
Eingeweidewurmer, *Goeze, 1782; Bloch, 1782.*  
Intestina, *Schrank, Verzeichniss, 1788; Gmelin, Syst. Nat.* 1789.  
Vers intestins (part), *Bruguière, Enc. Méth.* 1789.  
Vers intestins, *Bosc, Hist. Nat. Vers,* 1802.  
Eingeweidewurmer, or Splanchnelmintha, *Zeder, Naturg.* 1803.  
Entozoa, *Rudolphi, Hist. Nat. Entoz.* 1808; *Creplin, Obs.* 1829; *Schmalz, 1831; Owen, Lectures on Comp. Anat. & Cyclopaedia of Anatomy; Bellingham, &c., &c.*  
Helminthes, *Leuckart, Zool. Br.* 1817; *M. Edwards, 1843; Dujardin, 1845.*  
Vers intestins, Ord. I. & II., *Lamarck, An. S. Vert.* 1818.  
Enthelminthica, *Bojanus, Isis,* 1821.  
Entomozoaires apodes and Parentomozoaires, *Blainville, Dict. Sc. Nat.* lvii. 1828.  
Les Intestinaux, *Cuvier, Règn. An.* 1829.  
Enthelmintha, *Fischer, Bull. Sc. Nat. Moscou,* iii. 337, 1831.  
Nematoidea, Turbellaria, Trematoda, and Complanata, *Ehrenberg, Akalephen du Rothen Meers,* 1836.  
Annuloida (part), *Huxley, Ann. & Mag. Nat. Hist.* 1852.

## ORDER I. NEMATOIDEA.

Rundwurmer, *Zeder, Naturg.*

Nematoidea, *Rudolphi, Hist. Nat. Entozoor; Bremser, Traité; Creplin, Obs. de Entoz.; Bellingham; Dujardin, &c.*

Intestinaux Cavitaires, *Cuvier, Règn. An.*

Ver rigidules (Echinorhynchus excepted), *Lamk. An. S. Vert.*

Oxycephala, *Blainville, Dict. Sc. Nat.*

Cœlmintha, *Owen, Cyclop. Anat. & Phys. ii.*

## FAMILY I. TRICHOCEPHALIDÆ.

## I. TRICHOSOMA.

Linguatula, *Schrank, Sammlung, 1796.*

Capillaria, *Zeder, Naturg.*

Trichocephalus (part), *Rudolphi, Hist. Entoz.*

Trichosoma, *Rudolphi, Synopsis; Bremser, Traité; Blainville, Dict. Sc. Nat.; Nordmann, in Lamk. An. S. Vert. 2nd ed. iii.; Cuv. Règn. An. iii.; Bellingham, Mag. Nat. Hist. 1840.*

Trichosomum, *Dujardin, Hist. Nat. Helminth.; Creplin, Nov. Obs. Entoz.*

## 1. TRICHOSOMA CRASSICAUDA.

Trichosoma crassicauda, *Bellingham, Mag. Nat. Hist. 1840, iv. 349, D.*

Trichosoma muris decumani, *Rayer, Archiv. de Medec. Comp. 1843, i. n. 3, 180, t. 7, f. 12, 19.*

Trichosomum crassicauda, *Dujardin, Hist. Nat. Helminth. 11, n. 4.*

*Hab.* Intestines of the Norway Rat, *Mus decumanus.*

From the collection of M. Siebold.

## 2. TRICHOSOMA CONTORTUM.

Trichosomum contortum, *Creplin, Allg. Enc. v. Ersch. und Gruber, xxxii. 278; Dujardin, Hist. Nat. Helminth. 12, n. 6.*

*Hab.* Œsophagus of the Rook, *Corvus frugilegus.*

From the collection of M. Siebold.

## 3. TRICHOSOMA RESECTUM.

Trichosomum resectum, *Dujardin, Ann. Sc. Nat. 2nd ser. xx. t. 14, f. D; Hist. Nat. Helm. 17, n. 15, t. 2, f. B & D.*

*Hab.* Intestines of the Rook, *Corvus frugilegus.*

From the collection of M. Siebold.



## 4. TRICHOSOMA BREVICOLLE.

*Trichocephalus anatis*, Schrank, *Vet. Acad. N. Hand.* 1790, 119, n. 3.

*Linguatula trichocephala*, Schrank, *Sammlung*, 232, n. 3, 1796.

*Capillaria tumida*? Zeder, *Naturg.* 61, t. 1, f. 8, 9.

*Trichocephalus capillaris*, Rudolphi, *Hist. Nat. Entoz.* ii. pt. 1, 86, n. 1.

*Trichosoma brevicolle*, Rudolphi, *Synops. Entoz.* 13, n. 1; Mehlis, *in Isis*, 1831, 74, t. 2, f. 4.

*Trichosoma tumidum*? Blainville, *Dict. Sc. Nat.* lvii. 538.

*Trichosomum brevicolle*, Dujardin, *Hist. Nat. Helm.* 21.

*Hab.* Intestines of the Greylag Goose, *Anser ferus*.

From the collection of M. Siebold.

## II. TRICHOCEPHALUS.

*Ascaris* (sp.), Linneus; Werner.

*Trichuris*, Wrisberg, *Obs. de Animalc. infusor.* 1767; *Pref. to Roeder & Wagler, Tract. de Morbo Mucoso*, 1783; Bloch, *Abhand.* 1782.

*Trichocephalos*, Goeze, *Naturg.* 1782.

*Trichocephalus*, Schrank, *Verzeich.* 1788; Gmelin, Rudolphi, Jördens, Blainville, Lamarck, Bosc, Cuvier, Bremser, Owen, Dujardin, &c.

*Mastigodes*, Zeder, *Naturg.* 62; Blainville, *Dict. Sc. Nat.*

## 1. TRICHOCEPHALUS DISPAR.

*Morgagni*, *Epist. Anat.* 14, Art. 42; Roederer et Wagler, *de Morbo Mucoso*, 245, t. 3, f. 4; Muller, *Naturforsch.* xii. 182.

*Trichuris*, Wrisberg, *Prefat. Tract. Roed. & Wagler*, 9-32; Bloch, *Abhandl.* 32, t. 9, f. 7-12.

*Ascaris trichiura*, Linneus, *Mantiss. Alt. Plantar.* 543; Werner, *Brev. Expos.* 84-86, t. 6, f. 138-143.

*Trichocephalos hominis*, Goeze, *Naturg.* 114-116, t. 6, f. 1-5.

*Trichocephalus hominis*, Schrank, *Verzeichn.* 4, n. 14; Gmel. *Syst. Nat.* 3038, n. 1; *Tab. Encyc.* t. 33, f. 1-4; Rudolphi, *Obs.* i. 15; Jördens, *Helminth.* 17, t. 1, f. 6-10; Brera, *Vorles.* 16, t. 4, f. 1-5; Bosc, *Hist. Nat. Vers.* ii. 25, t. 11, f. 11; Deslongchamps, *Enc. Méth. Vers.* 744; Lamk. *An. S. Vert.* iii. 212, 2nd ed. iii. 658; Cuv. *Règn. An. ed. Crochard*, *Zooph.* t. 25, f. 1.

*Trichocephalus dispar*, Rudolphi, *Wied. Arch.* ii. 2-5; *Hist. Nat. Entoz.* ii. pt. 1, 88, n. 3; *Synopsis*, 16; Bremser, *Vers de l'Homme*, 143, t. 1, f. 1, 2; Schmalz, *Tab. Anat. Entoz.* t. 18, f. 7-9; Blainville, *Dict. Sc. Nat.* lvii. 538; Cuv. *Règn. An.* iii. 249; Guérin, *Icon. Règn. An. Zooph.* t. 7, f. 2, 2a, b; Dujardin, *Hist. Nat. Helminth.* 32, t. 3, f. A; Owen, *Lect. Comp. Anat.* 65, f. 29; *Cyclop.*

*Anat. & Phys.* ii. 123, f. 69; *Bellingham, Mag. Nat. Hist.* 1840. iv.; *Ann. & Mag. Nat. Hist.* 1844, xiv. 477.  
*Mastigodes hominis*, *Zeder, Naturg.* 69.

*Hab.* Large intestines of Man.

*a.* From the collection of M. Siebold.

*b.* From the collection of Dr. Leach.

## 2. TRICHOCEPHALUS UNGUICULATUS.

*Trichuris*, *Herzog von Holstein—Beck, in Naturforsch.* xxi. 1–6, t. 1, f. 1–5.

*Trichocephalus*, *Frölich, Naturforsch.* xxiv. 144.

*Mastigodes leporis*, *Zeder, Naturg.* 71, t. 1, f. 3–5.

*Trichocephalus unguiculatus*, *Rudolphi, Hist. Nat. Entoz.* ii. pt. 1, 93, t. 1, f. 11; *Synopsis*, 17 & 225, n. 4; *Lamk. An. S. Vert.* iii. 213, 2nd ed. iii. 659; *Dujardin, Hist. Nat. Helminth.* 37.

*Hab.* Large intestines of the Hare, *Lepus timidus*.

From the collection of M. Siebold.

## FAMILY II. FILARIADÆ.

### III. FILARIA.

*Dracunculus*, *Kæmpfer*.

*Gordius*, *Linneus, Goeze, Bloch, Abildgaard*.

*Filaria*, *Muller, Gmelin, Rudolphi, Bremser, Blainville, Cuvier, Bosc, Lamarck, Bellingham, Owen, Dujardin, &c.*

*Ascaris* (sp.), *Schrank, Gmelin*.

*Capsularia* (part), *Zeder*.

*Fusaria* (part), *Zeder*.

*Hamularia* (part), *Rudolphi, Treutler, Zeder*.

*Filocapsularia*, *Deslongchamps*.

#### 1. FILARIA MEDINENSIS.

*Vena medinensis*, *Welsch, Exercit. de Ven. Medin.* (1674).

*Dracunculus Persarum*, *Kæmpfer, Amœnit. Exot.* 524–535 (1712).

*Vena medeni*, *Sloane, Jamaica*, ii. 190, t. 233, f. 1 (1727).

*Vermis medinensis*, *Grundler, Commerc. litt. Nov.* 1740, 329, t. 5, f. 1–3.

*Gordius medinensis*, *Linneus, Syst. Nat.* ed. xii. 1075, n. 3 (1766); *Tab. Encyc.* t. 29, f. 3; *Bosc, Hist. Nat. Vers*, i. 231.

*Filaria medinensis*, *Gmelin, Syst. Nat.* 3039, n. 1; *Rudolphi, Hist. Nat. Entoz.* ii. pt. 1, 55, n. 1; *Synopsis*, 3 & 205, n. 1; *Bremser*,

*Vers Intest. de l'Homme*, 123; *Blainville, Dict. Sc. Nat.* lvii. 536; *Jacobson, Nouv. Ann. du Mus.* iii. 80; *Ann. Sc. Nat.* 2nd ser. i. 320; *Lamk. An. S. Vert.* iii. 217, 2nd ed. iii. 667; *Cuvier, Règn. An.* iii. 248; *Brera, Vorles.* 289, n. 2; *Leblond, Hist. des Filaires*, 21; *Creplin, Allg. Encyk. v. Ersch. und Gruber*, xxxii. 278; *Guerin, Icon. Règn. An. Zooph.* t. 7, f. 1, 1a, b; *Jördens, Helminth.* ii. 94, t. 1, f. 1 (where numerous quotations of medical and other authors will be found); *Owen, Cyclop. Anat. & Phys.* ii. 122, f. 67; *Dujardin, Hist. Nat. Helm.* 44.

*Furia medinensis*, *Modeer, Mem. Acad. Stockh.* 1795, 143-167.

*Filaria dracunculus*, *Bremser, Vers Intest. de l'Homme*, 198, t. 3, f. 1.

*Hab.* Subcutaneous cellular tissue of Man.

a. From the collection of Rev. Lansdowne Guilding (two specimens, one 28, the other 26½ inches long).

b. From the collections of J. H. Gaskoin, Esq. and G. Busk, Esq.

## 2. FILARIA PAPILLOSA.

*S. Paullini*, in *Bartholini, Act. Havn.* i. 37.

*Vandelli, Diss. de Aponi Thermis, &c.*, 67.

*Bougelat, Mem. sur Vers trouvés dans sinus Front. &c., de Cheval.*

*Gordius equinus*, *Abildgaard, in Zool. Dan.* iii. 49, t. 109, f. 12.

*Filaria equi*, *Gmelin, Syst. Nat.* 3039, n. 18; *Bosc, Hist. Nat. Vers*, ii. 48.

*Filaria papillosa*, *Rudolphi, Wiedm. Archiv.* ii. pt. 2, 2; *Hist. Nat. Entoz.* ii. pt. 1, 62; *Synopsis*, 6 & 213, n. 14; *Bremser, Vers Intest. de l'Homme*, 123; *Icon. Helminth.* t. 1, f. 8-11; *Leblond, Hist. des Filaires, &c.*; *Gurli, Lehrb. d. Path. An. d'Hauss.* t. 5, f. 7-12; *Nordmann, Mikrog. Beyt.* i. 11; *Lamk. An. S. Vert.* iii. 218, 2nd ed. iii. 668; *Blainville, Dict. Sc. Nat.* lvii. 536; *Dujardin, Hist. Nat. Helminth.* 49.

*Hab.* Abdomen of the Horse, *Equus caballus*.

From the collection of M. Siebold.

## 3. FILARIA NASICOLA.

*Spiroptera nasicola*, *Leuckart, Zool. Bruchs.* iii. *Helminth.* 1842. p. 43.

? *Spiroptera nasicola*, *Dujardin, Hist. Nat. Helm.* 88.

*Filaria nasicola*, *Siebold (MSS.?)*.

*Hab.* The frontal sinus of the Pole Cat, *Putorius fœtidus*.

From the collection of M. Siebold.



4. FILARIA, SP. NOV. *Siebold.*

- ? Gordius Martis, *Werner, Brev. Expos. Cont.* i. 9, t. 8, f. 21-22.  
 ? Ascaris bronchialis, *Gmel. Syst. Nat.* 3031, n. 15.  
 ? Fusaria bronchialis, *Zeder, Naturg.* 116, n. 55.  
 ? Filaria mustelarum pulmonalis, *Rudolphi, Synopsis Entoz.* 8 & 216, n. 25; *Hist. Entoz.* ii. pt. 2, 263, n. 3.

*Hab.* Tubercles in the lungs of the Pole Cat, *Putorius fœtidus.*

From the collection of M. Siebold.

## 5. FILARIA ATTENUATA.

Lombrichi, *Redi, Anim. Viv.* 145, 146, 147, 150; *Vers Lat.* 216, 218, 219, 223.

Ascarides, *Pallas, N. Nord. Beyt.* i. pt. 1, 83.

Filaria cornicis, *Gmelin, Syst. Nat.* 3040, n. 7; *Zeder, Naturg.* 39; *Bosc, Hist. Nat. Vers.* ii. 49.

Filaria attenuata, *Rudolphi, Wiedm. Arch.* iii. pt. 2, p. 3; *Hist. Nat. Entoz.* ii. pt. 1, 58; *Synopsis*, 4 & 208, n. 3; *Bremser, Vers Intest. de l'Homme*, 123; *Icon. Helminth.* t. 1, f. 6, 7; *Lamk. An. S. Vert.* iii. 218; 2nd ed. iii. 667; *Dujardin, Hist. Nat. Helminth.* 50; *Bellingham, Mag. Nat. Hist.* 1840, iv.; and *Ann. & Mag. Nat. Hist.* 1844, xiv. 475.

Ascaris aquilæ, *Gmelin, S. N.* 3033, n. 26.

Fusaria aquilæ, *Zeder, Naturg.* 118, n. 62.

Filaria aquilæ, *Rudolphi, Hist.* 70, n. 17.

Filaria falconum, *Gmel. S. N.* 3040, n. 5; *Zeder, Naturg.* 38; *Rudolphi*, l. c. n. 18; *Bosc, Hist. Nat. Vers.* ii. 49.

Filaria strigis, *Gmelin*, l. c. n. 6; *Zeder, Naturg.* 38; *Bosc, Hist. Nat. Vers.* ii. 49; *Rudolphi*, l. c. 71, n. 19.

*Hab.* Abdomen of the Hooded Crow, *Corvus cornix.*

From the collection of M. Siebold.

## 6. FILARIA OBTUSA.

Filaria obtusa, *Rudolphi, Wiedm. Arch.* ii. pt. 2, 3; *Hist. Nat. Entoz.* ii. pt. 1, 59, n. 4; *Synopsis*, 4, n. 4; *Zeder, Naturg.* 36; *Dujardin, Hist. Nat. Helminth.* 53, t. 3, f. J.

*Hab.* Abdomen of the Martin Swallow, *Chelidon urbica.*

From the collection of M. Siebold.

7. FILARIA, SP. NOV., *Siebold.*

? Filaria Sturni, *Rudolphi, Hist. Nat. Entoz.* ii. pt. 1, 73, n. 26.

*Hab.* Abdominal cavity of the Starling, *Sturnus vulgaris.*

From the collection of M. Siebold.

## 8. FILARIA? MARINA.

*Gordius marinus*, *Linneus, Syst. Nat.* ed. xii. 1075, n. 4; *Houttuyn, Linn. Natur. Syst.* vi. pt. 1, 53, t. 1, f. 2, 3; *Muller, Zool. Dan. Prodr.* n. 2578; *Fabricius, Faun. Grænl.* 266, n. 241.

*Gordius harengum*, *Bloch, Abhand.* 33, t. 8, f. 7-10.

*Ascaris marina*, *Gmelin, Syst. Nat.* 3035, n. 61.

*Ascaris halecis*, *Gmelin, l. c.* n. 72.

*Cucullanus halecis*, *O. Fabricius, Dansk. Selsk. Skrivt.* iii. pt. 2, 33-35.

*Capsularia halecis*, *Zeder, Nachtrag*, 13, t. 1, f. 1-6; *Naturg.* 56, t. 1, f. 7.

*Fusaria marina*, *Zeder, Naturg.* 121, n. 76.

*Filaria marina*, *Rathke, Dansk. Selsk. Skrivt.* v. p. 1, 66.

*Filaria capsularia*, *Rudolphi, Wiedm. Arch.* ii. pt. 2, 3; *Hist. Nat. Entoz.* ii. pt. 1, 61, n. 7; *Synopsis*, 6, n. 13; *Lamarck, An. S. Vert.* iii. 218, 2nd ed. iii. 668, n. 5.

*Filaria piscium*, *Rudolphi, Hist. Nat. Entoz.* ii. pt. 1, 74, n. 29; *Synopsis*, 10 & 218, n. 52; *Siebold, Wieg. Arch.* 1838, 305; *Dujardin, Hist. Nat. Helminth.* 60.

*Filocapsularia*, *Deslongchamps, Enc. Méth. Vers*, 398.

*Hab. a.* Peritoneum of the Shad, *Clupea alosa* (*Filaria capsularia*, fide Siebold).

From the collection of M. Siebold.

*b.* Liver of the common Cod, *Morrhua callarias* (*Filaria piscium*, fide Siebold).

From the collections of M. Siebold and Dr. George Johnston.

The specimens from the liver of the common Cod, *Morrhua callarias*, are nearly straight, and somewhat yellowish-coloured; whilst those from the peritoneum of the Shad, *Clupea alosa*, are more or less spirally rolled at the extremity, and quite white.

## 9. FILARIA SANGUINEA.

*Filaria sanguinea*, *Rudolphi, Synopsis Entoz.* 5 & 210, n. 9, t. 1, f. 1; *Dujardin, Hist. Nat. Helminth.* 61.

*Hab.* Abdomen of the Rudd or Red Eye, *Leuciscus erythropthalmus*.

From the collection of M. Siebold.

## 10. FILARIA INFLEXO-CAUDATA.

*Filaria inflexo-caudata*, *Siebold, MSS.*?

*Pseudalius?* *Dujardin, Hist. Helm.*

*Hab.* Tubercles in lungs of the Porpesse, *Phocæna communis*.

From the collection of M. Siebold.

11. ? *FILARIA ANNULOSA.*

Gordius or Filaria, *Brightwell, Zool. Journal*, 1835, 397-8.

*Filaria annulosa*, *Baird*.

*Hab.* Abdomen of *Steropus (Pterostychus) madidus* from Great Britain.

In the collection of the British Museum.

## IV. DISPHARAGUS.

*Cystidicola*, *Fischer*.

*Fissula* (part), *Bosc, Lamarck*.

*Spiroptera* (part), *Rudolphi, Creplin*.

*Ophiostoma* (sp.), *Rudolphi*.

*Dispharagus*, *Dujardin*.

## 1. DISPHARAGUS LATICEPS.

*Spiroptera laticeps*, *Rudolphi, Synopsis Entoz.* 23 & 238, n. 5.

*Dispharagus laticeps*, *Dujardin, Hist. Nat. Helminth.* 71.

*Hab.* Œsophagus of the Kestrel, *Tinnunculus alaudarius*.

From the collection of M. Siebold.

## 2. DISPHARAGUS ANTHURIS.

*Spiroptera anthuris*, *Rudolphi, Synopsis*, 25 & 243, n. 13.

*Dispharagus anthuris*, *Dujardin, Hist. Nat. Helminth.* 75, t. 5, f. F.

*Hab.* Coats of the stomach of the Hooded Crow, *Corvus cornix*.

From the collection of M. Siebold.

## 3. DISPHARAGUS CYSTIDICOLA.

*Cystidicola Farionis*, *Fischer, in Reil's Archiv. für Physiol.* iii. 1, 95, t. 2; *Journal de Physique*, iv. 304; *Tab. i. f. 1-8*.

*Fissula cystidicola*, *Lamk. Syst. An. S. Vert.* 339; *Hist. An. S. Vert.* iii. 211; 2nd ed. iii. 657; *Bosc, Hist. Nat. Vers.* ii. 39, t. 12, f. 2.

*Ophiostoma cystidicola*, *Rudolphi, Wiedm. Archiv.* ii. pt. 1, 48; *Hist. Nat. Entoz.* ii. pt. 1, 122; *Zeder, Naturg.* 129.

*Spiroptera Cystidicola*, *Rudolphi, Synopsis*, 25 & 245, n. 15; *Dujardin, Hist. Nat. Helminth.* 81.

? *Ophiostoma lepturum*, *Rudolphi, Hist. Nat. Entoz.* ii. pt. 1, 121, t. 7, f. 1-2; *Synopsis*, 61, n. 5; *Lamk. An. S. Vert.* 2nd ed. iii. 658.

*Hab.* Air bladder of the common Trout, *Salmo fario*.

From the collection of M. Siebold.



## V. SPIROPTERA.

*Ascaris* (sp.), *Gmelin, Frölich, Rudolphi.*

*Fusaria* (sp.), *Zeder.*

*Spiroptera* (part), *Rudolphi, Bremser, Blainville, Creplin, Nordmann, in Lamk. 2nd ed. iii.*

*Physaloptera* (part), *Rudolphi, Nordmann, in Lamk. 2nd ed., Blainville, Creplin.*

*Acuaria, MSS.? Cat. Mus. Vienn. (fide Rudolphi).*

*Spiroptera, Dujardin.*

## 1. SPIROPTERA STRUMOSA.

*Ascaris teres* (part), *Goeze, Naturg. 75.*

*Ascaris talpæ, Gmelin, Syst. Nat. 3032, n. 19; Schrank, Vet. Acad. N. Handl. 1790, 121, n. 10.*

*Ascaris strumosa, Frölich, Naturforsch. xxv. 82-85, t. 3, f. 15; Rudolphi, Hist. Nat. Entoz. ii. pt. 1, 193, n. 55.*

*Fusaria convoluta, Zeder, Naturg. 106, n. 14.*

*Spiroptera strumosa, Rudolphi, Synopsis, 24 & 241, n. 10; Nitzsch, Spir. Strum. Descript.; Creplin, Allg. Encyk. Ersch & Gruber, xxxii. 280; Dujardin, Hist. Nat. Helminth. 86.*

*Hab.* Abdomen of the Mole, *Talpa europæa.*

From the collection of M. Siebold.

## 2. SPIROPTERA OBTUSA.

*Ascaris teres* (part), *Goeze, Naturg. 86.*

*Lumbricus muris, Werner, Brev. Expos. Verm. Intest. Cont. i. 10, t. 8, f. 1-7.*

*Ascaris muris, Gmelin, Syst. Nat. 3032, n. 20.*

*Ascaris obtusa, Frölich, Naturforsch. xxv. 88-93, t. 3, f. 16, 17; Rudolphi, Hist. Nat. Entoz. ii. pt. 1, 170.*

*Fusaria muris, Zeder, Naturg. 106, n. 15.*

*Spiroptera obtusa, Rudolphi, Synopsis, 27 & 249, n. 22; Bremser, Vers Intest. de l'Homme, 126; Icon. Helminth, t. 2, f. 19-24; Deslongchamps, Enc. Méth. Vers, 695; Lamk. An. S. Vert. 2nd ed. iii. 661; Dujardin, Hist. Nat. Helminth. 89.*

*Hab.* Stomach of the Mouse, *Mus musculus.*

From the collection of M. Siebold.

## 3. SPIROPTERA MEGASTOMA.

*Spiroptera megastoma, Rudolphi, Synopsis Entoz. 22 & 236, n. 1; Gurlt, Path. Anat. d'Haussaiügeth, t. 6; Valenciennes, Comptes*

*rendus Acad. Sc.* 10 *Juil.* 1843; *Dujardin, Hist. Nat. Helminth.* 91.

*Hab.* Stomach of the Horse, *Equus caballus*.

From the collection of M. Siebold.

#### 4. SPIROPTERA STRONGYLINA.

*Spiroptera strongylina*, *Rudolphi, Synopsis Entoz.* 23 & 237, n. 3; *Bremser, Icon. Helminth.* t. 2, f. 15-18; *Gurlt, Path. Anat. d'Haussaiig.* t. 6, f. 11-16; *Lamarck, An. S. Vert.* 2nd ed. iii. 661; *Guerin, Icon. Règn. An. Zooph.* t. 8, f. 2, 2a; *Dujardin, Hist. Nat. Helminth.* 92.

*Hab.* Œsophagus of the wild Sow, *Sus scrofa*.

From the collection of M. Siebold.

#### 5. SPIROPTERA LEPTOPTERA.

? *Ascaris anceps*, *Frölich, Naturforsch.* xxiv. 36, n. 13.

*Spiroptera leptoptera*, *Rudolphi, Synopsis Entoz.* 26 & 247, n. 19; *Dujardin, Hist. Nat. Helminth.* 93.

*Hab.* Coats of the stomach of the common Buzzard, *Buteo vulgaris*.

From the collection of M. Siebold.

#### 6. SPIROPTERA PHYSALURA.

*Physaloptera alata*, *Rudolphi, Synopsis Entoz.* 29 & 256, n. 2 & 645, n. 19; *Nordmann, in Lamk. An. S. Vert.* 2nd ed. iii. 661; *Deslongchamps, Enc. Méth. Vers.* 621; *Blainville, Dict. Sc. Nat.* lvii. 545.

*Spiroptera physalura*, *Dujardin, Hist. Nat. Helminth.* 94.

*Hab.* The stomach and intestines of the Kestrel, *Tinnunculus alaudarius*.

From the collection of M. Siebold.

#### 7. SPIROPTERA MEGALOSTOMA.

*Physaloptera megalostoma*, *Creplin, Nov. Obs. de Entoz.* 6, t. 1, f. 1-5; *Mehlis, Isis*, 1831, 75.

*Spiroptera megalostoma*, *Dujardin, Hist. Nat. Helminth.* 96.

*Hab.* Intestines of the Sparrow Hawk, *Accipiter nisus*.

From the collection of M. Siebold.

## 8. SPIROPTERA EURYOPTERA.

*Ascaris collurionis*, *Frölich, Naturforsch.* xxix. 40, n. 16.

*Spiroptera euryoptera*, *Rudolphi, Synopsis Entoz.* 26 & 248, n. 20 ;  
*Dujardin, Hist. Nat. Helminth.* 97.

*Hab.* Coats of the stomach of the Lesser Shrike, *Lanius minor*.

From the collection of M. Siebold.

## 9. SPIROPTERA CRASSICAUDA.

*Spiroptera crassicauda*, *Creplin, Nov. Obs. de Entoz.* 3 ; *Mehlis, Isis*,  
1831, 74 ; *Dujardin, Hist. Nat. Helminth.* 101.

*Hab.* Coats of the stomach of the Red-throated Diver, *Colymbus*  
*Septentrionalis*.

From the collection of M. Siebold.

## 10. SPIROPTERA CONTORTA.

*Ascaris testudinis*, *Rudolphi, Hist. Nat. Entoz.* ii. pt. 1, 198, n. 67.

*Spiroptera contorta*, *Rudolphi, Synopsis*, 25 & 242, n. 12 ; *Dujardin*,  
*Hist. Nat. Helminth.* 103.

*Hab.* Stomach of the fresh-water Tortoise, *Emys europæa*.

From the collection of M. Siebold.

## 11. SPIROPTERA ADUNCA.

*Spiroptera adunca*, *Mehlis, fide Siebold, MSS.?*

*Hab.* Between the coats of the stomach of the Herring Gull,  
*Larus argentatus*.

From the collection of M. Siebold.

12. SPIROPTERA, NOV. SP., *Siebold*.

*Hab.* Abdomen of the Mole, *Talpa europæa*.

From the collection of M. Siebold.



## FAMILY III. STRONGYLIDÆ.

## VI. STRONGYLUS.

*Strongylus*, *Muller*, *Zeder*, *Rudolphi*, *Blainville*, *Bosc*, *Lamarck*,  
*Leuckart*, *Bremser*, *Owen*, *Dujardin*, &c., &c.  
*Ascaris* (sp.), *Gmelin*, *Schrank*, *Froelich*, *Goeze*.  
*Diectophyme*, *Collet-Meygret*.

## 1. STRONGYLUS STRIATUS.

*Redi*, *Anim. Viv.* 22; *Vers*, 32.

*Strongylus striatus*, *Zeder*, *Nachtrag*, 83-85; *Naturg.* 92; *Rudolphi*,  
*Wiedm. Arch.* ii. pt. 2, 41; *Hist. Nat. Entoz.* 225; *Synopsis*, 34,  
 n. 15; *Dujardin*, *Hist. Nat. Helminth.* 112.

*Hab.* Bronchi of the Hedgehog, *Erinaceus europæus*.

From the collection of M. Siebold.

## 2. STRONGYLUS FILARIA.

*Strongylus filaria*, *Rudolphi*, *Hist. Nat. Entoz.* ii. pt. 1, 219;  
*Synopsis*, 32, n. 8; *Bremser*, *Vers*, *Intest. de l'Homme*, 127; *Icon.*  
*Helminth.* t. 3, f. 26-31; *Gurtt*, *Path. Anat. d'Haussaiïgeth*, t. 7,  
 f. 1-6; *Dujardin*, *Hist. Nat. Helminth.* 122.

*Hab.* Bronchi of the Sheep, *Ovis aries*.

From the collection of M. Siebold.

## 3. STRONGYLUS GIGAS.

*Lumbricus renum canis*, *Hartmann*, *Ephem. Nat. Cur. Ann.* 2,  
 149-152, f. 18-24.

*Redi*, *An. Viv.* 26; *Vers*, 38, t. 9, f. 1, t. 8, f. 1-4.

*Ruysch*, *Dilucid. Valv. Obs.* ii.; *Thesaur.* vi. 113.

*Klein*, *Philos. Trans.* 1730, 269-273, tab.; *Tent. Herpet.* 1755, 4,  
 tab. 2.

*Pallas*, *Spicilig. Zool. Fasc.* xiv. 39.

*Strongylus gigas*, *Rudolphi*, *Albers Beytrage*, i. 115; *Reisebemark*, i.  
 94; *Hist. Nat. Entoz.* ii. pt. 1, 210, t. 2, f. 1-4; *Synopsis*,  
 31 & 260, n. 3; *Bremser*, *Traité des Vers Intest.* 127 & 253,  
 t. 3, f. 3; *Atlas*, 1st ed. t. 4, f. 3-5; 2nd ed. t. 7, f. 5-9; *Cuvier*,  
*Règn. An.* iii. 252; *Lamarck*, *An. S. Vert.* iii. 204; 2nd ed. iii.  
 650; *Blainville*, *Dict. Sc. Nat.* lvii. 543, t. 29, f. 18; *Otto*, *Ge-*  
*sellsch. Nat. Fr.* 1814; *Schmalz*, *Tab. Anat. Entoz.* t. 19, f. 1-7;  
*Gurtt*, *Lehrb. Path. Anat. d'Haussaiïg.* t. 8, f. 25-28; *Guerin*,  
*Icon. Règn. An. Zooph.* t. 8, f. 1, 1a, b; *Owen*, *Cyclop. Anat.*

Æ *Phys.* ii. 125, f. 71, A.-C.; *Dujardin, Hist. Nat. Helminth.* 113; *Cuv. Règn. An. Ed. Crochard, Zooph.* t. 27, f. 1; *Owen, Lect. Comp. Anat.* 66, f. 30.

*Diectophyme, Collet-Meygret, Journ. de Physique*, 1802, lv. 458-464, f. 1-4.

*Ascaris lumbricoides* (part), *Gmelin, Syst. Nat.* 3030; *Tab. Encyc.* t. 30, f. 4.

*Ascaris visceralis, Gmelin, S. N.* 3031, n. 7.

*Ascaris renalis, Gmelin, l. c.* 3032, n. 16.

*Ascaris canis, Schrank, Verzeichn.* 7, n. 26.

*Ascaris martis, Schrank, l. c.* 8, n. 27.

*Fusaria visceralis, Zeder, Naturg.* 114, n. 49.

*Fusaria renalis, Zeder, l. c.* 116, n. 56.

*Hab.* ——— ?

From old collection.

#### 4. STRONGYLUS PARADOXUS.

*Strongylus suis?* *Rudolphi, Synops. Entoz.* 36 & 266, n. 28; *Bellingham, Ann. & Mag. Nat. Hist.* 1844, xiii. 104, n. 6.

*Strongylus paradoxus, Mehlis, ——— ? Isis*, 1831, 84.

*Hab.* Trachea of the Wild Sow, *Sus scrofa fera*.

From the collection of M. Siebold.

#### 5. STRONGYLUS TETRACANTHUS.

*Strongylus tetracanthus, Mehlis, ——— ? Isis*, 1831, 79.

*Hab.* Large intestines of the Horse, *Equus caballus*.

From the collection of M. Siebold.

#### 6. STRONGYLUS MICRURUS.

*Strongylus micrurus, Siebold, MSS.?*

*Hab.* Bronchi of a Calf.

From the collection of M. Siebold.

#### 7. STRONGYLUS ANNULATUS.

*Strongylus annulatus, Siebold, MSS.?*

*Hab.* Trachea of the Wolf, *Canis lupus*.

From the collection of M. Siebold.

#### 8. STRONGYLUS MUCRONATUS.

*Ascaris mucronata, Frölich, Naturforsch.* xxv. 97-99

*Strongylus anseris, Zeder, Nachtrag*, 81-83; *Naturg.* 92.

*Strongylus nodulosus, Rudolphi, Wiedm. Arch.* iii. pt. 2, 18, n. 12.

*Strongylus nodularis*, *Rudolphi, Hist. Nat. Entoz. ii. pt. 1, 230* ;  
*Synopsis, 35 & 264, n. 18* ; *Dujardin, Hist. Nat. Helminth. 130.*

*Hab.* Stomach of the Goose, *Anser cinereus domesticus.*

From the collection of M. Siebold.

#### 9. STRONGYLUS AURICULARIS.

*Ascaris filiformis* (femina), *Goeze, Naturg. 93, 94, 100, t. 4, f. 1-3.*

*Cucullanus ranæ* (mas), *Goeze, l. c. 98 & 434.*

*Ascaris tenuissima*, *Schrank, Verzeichn. 11, n. 39* ; *Frölich, Naturforsch., xxv. 93-97.*

*Ascaris bufonis*, *Gmelin, Syst. Nat. 3035, n. 52* ; *Tab. Encyc. t. 32, f. 1-3.*

*Ascaris intestinalis*, *Gmelin, l. c. n. 57.*

*Cucullanus ranæ*, *Gmelin, l. c. 3051, n. 5.*

*Strongylus auricularis*, *Zeder, Nachtrag, 77-81, t. 5, f. 7-10* ;  
*Naturg. 91* ; *Rudolphi, Wiedm. Arch. iii. pt. 2, 41* ; *Hist. Nat. Entoz. ii. pt. 1, 223* ;  
*Synopsis, 33, n. 13* ; *Dujardin, Hist. Nat. Helminth. 131, t. 6, f. A.*

*Hab.* Intestines of the Frog, *Rana temporaria.*

From the collection of M. Siebold.

### FAMILY IV. ASCARIDÆ.

#### VII. OXYURIS.

*Ascaris* (part), *Linneus, Goeze, Frölich, Rudolphi, Cuvier, Nitzsch, Creplin, &c., &c.*

*Trichocephalus* (part), *Goeze, Gmelin.*

*Fusaria* (part), *Zeder.*

*Mastigodes* (part), *Zeder.*

*Oxyuris*, *Rudolphi, Bremser, Deslongchamps, Gurlt, Creplin, Cuvier, Blainville, Dujardin, &c.*

*Oxyurus*, *Lamk. An. S. Vert. iii.* ; *Bellingham.*

#### 1. OXYURIS VERMICULARIS.

*Ascaris pollicaris*, *Linneus, Faun. Suec. 1st ed. n. 1269.*

*Ascaris vermicularis*, *Linneus, Syst. Nat. ed. 12th, 1076, n. 1* ;  
*Faun. Suec. 2nd ed. n. 2071* ; *Muller, Hist. Verm. i. pt. 2, 34* ;  
*Fabricius, Faun. Groenl. 271, n. 248* ; *Bloch, Abhandl. 31* ; *Goeze, Naturg. 102-106, t. 5, f. 1-5* ; *Werner, Brev. Expos. 72-75, t. 5, f. 133-137* ;  
*Gmelin, Syst. Nat. 3029, n. 1* ; *Schrank, Verzeichn. 6, n. 22* ;  
*Tab. Encyc. t. 30, f. 25-29* ; *Rudolphi, Wiedm. Arch. ii. pt. 2, 18* ;  
*Jördens, Helminth. 19, t. 2, f. 1-5* ; *Brera, Vorles. 18,*

t. 4, f. 7-11; *Rudolphi, Hist. Nat. Entoz.* ii. pt. 1, 152; *Synopsis*, 44 & 276, n. 31; *Cuvier, Règn. An.* iii. 251; *Bosc, Hist. Nat. Vers.* ii. 36, t. 12, f. 1; *Schmalz, Tab. Anat. Entoz.* t. 17, f. 1-4; *Creplin, Allg. Encyk.* xxxii. 282; *Turton, Brit. Fauna*, 125; *Pennant, Brit. Zool.* iv. 28; *Owen, Lect. Comp. Anat.* 75, f. 32; *Cyclop. Anat. & Phys.* ii. 126, f. 13; *Bellingham, Ann. & Mag. Nat. Hist.* 1844, xiii. 170, n. 17.

*Fusaria vermicularis*, *Zeder, Naturg.* 107, n. 19.

*Oxyuris vermicularis*, *Bremser, Vers Intest. de l'Homme*, 149, t. 1, f. 6, 7, t. 2, f. 1-5; *Deslongchamps, Enc. Méth. Vers*, 598; *Blainville, Dict. Sc. Nat.* lviii. 539; *Cuvier, Règn. An. Ed. Crochard, Zooph.* t. 25, f. 3; *Dujardin, Hist. Nat. Helminth.* 138.

*Oxyurus vermicularis*, *Lamk. An. S. Vert.* iii. 214, 2nd ed. iii. 662.

*Hab.* Intestines of Man (the young chiefly).

From the collection of M. Siebold.

## 2. OXYURIS OBVELATA.

*Ascaris vermicularis*,  $\beta$  muris, *Frölich, Naturforsch.* xxv. 99.

*Ascaris obvelata*, *Rudolphi, Wiedm. Arch.* ii. pt. 2, 18; *Hist. Nat. Entoz.* ii. pt. 1, 155; *Synopsis*, 44 & 280, n. 32; *Bellingham, Ann. & Mag. Nat. Hist.* 1844, xiii. 170, n. 18.

*Fusaria obvelata*, *Zeder, Naturg.* 108.

*Ascaris oxyura*, *Nitzsch, Allg. Encyk.* xxxii; *Schmalz, Tab. Anat. Entoz.* t. 17, f. 8, 9.

*Oxyuris obvelata*, *Dujardin, Hist. Nat. Helminth.* 140.

*Hab.* Intestines of the Mouse, *Mus musculus*.

From the collection of M. Siebold.

## 3. OXYURIS CURVULA.

*Trichocephalus equi*, *Goeze, Naturg.* 117, t. 6, f. 8; *Schrank, Verzeichn.* 4, n. 15; *Gmelin, Syst. Nat.* 3038, n. 2; *Tab. Encyc.* t. 33, f. 5; *Rudolphi, Wiedm. Archiv.* ii. pt. 2, 8; *Bosc, Hist. Nat. Vers.* ii. 25; *Turton, British Fauna*, 126; *Pennant, Brit. Zool.* ed. 1812, iv.

*Oxyuris curvula*, *Rudolphi, Wiedm. Archiv.* iii. pt. 2, 6; *Hist. Nat. Entoz.* ii. pt. 1, 100, t. 1, f. 3-6; *Synopsis*, 18 & 229, n. 1; *Bremser, Icon. Helminth.* t. 2, f. 1-3; *Deslongchamps, Enc. Méth. Vers*, 598; *Gurlt, Path. Anat. d'Hausσαιügeth*, t. 5, f. 13-18; *Creplin, Allg. Encyk.* xxxii. 279; *Blainville, Dict. Sc. Nat.* lviii. 539; *Dujardin, Hist. Nat. Helminth.* 142.

*Mastigodes equi*, *Zeder, Naturg.* 70.

*Oxyurus curvula*, *Lamk. An. S. Vert.* iii. 215, 2nd ed. iii. 663; *Bellingham, Ann. & Mag. Nat. Hist.* 1844, xiv. 478.

*Hab.* Intestines of the Horse, *Equus caballus*.

From the collections of M. Siebold and Dr. George Johnston.



## VIII. ASCARIS.

*Ascaris*, *Linneus et Auctorum*.

*Fusaria*, *Zeder*.

(Sub-genus I. *ASCARIS*, *Dujardin*.)

Uterus divided into two equal parallel branches, directed backwards.

§ 1. Oesophagus simple, with or without a stomach, but having no pyloric appendages.

1. *ASCARIS LUMBRICOIDES*.

*Lumbricus teres hominis*, *Tyson*, *Philos. Trans.* 1683, p. 153-161, *tab.*; *Redi*, *An. Viv.* 33-37; *Vers*, 49-55, t. 10, f. 1-4; *Valisnieri*, *N. Osservaz. ed. esperienz.* 1713, 4, *tab.*

*Ascaris lumbricoides*, *Linneus*, *Syst. Nat.* ed. 12th, 1076, n. 2; *Muller*, *Hist. Verm.* i. pt. 2, 35; *Bloch*, *Abhandl.* 29, t. 8, f. 4-6; *Werner*, *Brev. Expos.* 75-84, t. 7, f. 153-159; *Gmelin*, *Syst. Nat.* 3029, n. 2; *Schrank*, *Verzeichn.* 6, n. 21; *Jördens*, *Helminth.* 22, t. 1, f. 11, t. 2, f. 6-13; *Brera*, *Vorles.* 21, t. 5, f. 1-11; *Rudolphi*, *Wiedm. Archiv.* ii. pt. 2, 10; *Hist. Nat. Entoz.* ii. pt. 1, 124; *Synopsis*, 37 & 267, n. 1; *Bremser*, *Traité de Vers de l'Homme*, 128 & 157, t. 2, f. 2, 3; *Icon. Helminth.* t. 4, f. 10-11; *Bojanus*, *Isis*, 1821, 162; *Cloquet*, *Anat. des Vers Intest.* i. t. 1-4; *Schmalz*, *Tab. Anat. Entoz.* t. 13, 14, 15, 16; *Blainville*, *Dict. Sc. Nat.* lvii. 541, t. 37, f. 1-4; *Bosc*, *Hist. Nat. Vers*, ii. 36; *Cuvier*, *Règn. An.* iii. 251; *Deslongchamps*, *Enc. Méth. Vers*, 87; *Lamarck*, *An. S. Vert.* iii. 207, 2nd ed. iii. 654; *Guerin*, *Icon. Règn. An. Zooph.* t. 7, f. 6; *Pennant*, *Brit. Zool.* iv. 28; *Turton*, *British Fauna*, 125; *Cuvier*, *Règn. An. Ed. Crochard*, *Zoophytes*, t. 26, f. 2 (Head); *Owen*, *Lect. Comp. Anat.* 69, f. 31; *Cyclop. Anat. & Phys.* ii. 125, f. 72; *Bellingham*, *Ann. & Mag. Nat. Hist.* 1844, xiii. 167, n. 1; *Dujardin*, *Hist. Nat. Helminth.* 155.

*Ascaris gigas*, *b. hominis*, *Goeze*, *Naturg.* 62.

*Fusaria lumbricoides*, *b. hominis*, *Zeder*, *Nachtrag*, 25; *Naturg.* 102, n. 1.

*Hab.* Intestines of Man.

From the collections of Sir Hans Sloane, Dr. Leach, Dr. G. Johnston, &c.

2. *ASCARIS INCISA*.

*Cucullanus talpæ*, *Goeze*, *Naturg.* 130, t. 8, f. 7, 8; *Gmelin*, *Syst. Nat.* 3051, n. 1; *Schrank*, *Verzeichn.* 14, n. 46; *Tab. Encyc.* t. 36, f. 1, 2; *Bosc*, *Hist. Nat. Vers*, ii. 22.

*Ascaris incisa*, *Rudolphi*, *Wiedm. Archiv.* ii. pt. 2, 20; *Hist. Nat. Entoz.* ii. pt. 1, 163; *Synopsis*, 46, n. 41; *Deslongchamps, Enc. Méth. Vers.*, 101; *Lamarck, An. S. Vert.* iii. 209, 2nd ed. iii. 656; *Dujardin, Hist. Nat. Helminth.* 157.

*Fusaria incisa*, *Zeder, Naturg.* 108; *Nachtrag*, 88.

*Hab.* Hydatid in the peritoneum of the Mole, *Talpa europæa*.

From the collection of M. Siebold.

### 3. ASCARIS MARGINATA.

*Redi, An. Viv.* 131; *Vers.* 195.

*Ascaris lumbricoides* (part), *Bloch, Abhand.* 30, t. 8, f. 1-3.

*Lumbricus canis*, *Werner, Brev. Expos. Cont.* i. 11; t. 9, f. 38-40.

*Ascaris teres canis*, *Goeze, Naturg.* 81, 84.

*Ascaris canis*, *Gmelin, Syst. Nat.* 3030, n. 6; *Turton, British Fauna*, 125, n. 3.

*Ascaris Caniculæ*, *Schrank, Verzeichn.* 10, n. 36.

*Ascaris tricuspidata*, *Tab. Encyc.* t. 30, f. 7-9.

*Ascaris Wernerii*, *Rudolphi, Obs.* pt. 1, 10.

*Fusaria Wernerii*, *Zeder, Nachtrag*, 42.

*Ascaris marginata*, *Rudolphi, Wiedm. Arch.* ii. pt. 2, 11; *Hist. Nat.*

*Entoz.* ii. pt. 1, 138; *Synopsis*, 41, n. 19; *Bremser, Icon. Helminth.* t. 4, f. 21; *Gurlt, Path. Anat. Haussaug.* t. 8, f. 11-15;

*Deslongchamps, Enc. Méth. Vers.*, 93; *Lamk. An. S. Vert.* iii. 208;

2nd ed. iii. 655; *Bellingham, Ann. & Mag. Nat. Hist.* 1844, xiii.

169, n. 9; *Dujardin, Hist. Nat. Helminth.* 160.

*Fusaria marginata*, *Zeder, Naturg.* 106.

*Hab.* Intestines of the Dog, *Canis familiaris*.

From the collection of M. Siebold.

Var. *a*.

*Ascaris microptera*, *Rudolphi, Synopsis*, 41 & 275, n. 17.

*Ascaris marginata*, var. *a*, *Dujardin, Hist. Nat. Helminth.* 160.

*Hab.* Intestines of the Wolf, *Canis lupus*.

From the collection of M. Siebold.

### 4. ASCARIS TRIQUETRA.

*Ascaris teres vulpis*, *Goeze, Naturg.* 84.

*Ascaris vulpis*, *Frölich, Naturf.* xxiv. 140, t. 4, f. 30, 31; *Gmelin, Syst. Nat.* 3031, n. 9.

*Ascaris triquetra*, *Schrank, Vetensk. Acad. Handl.* 1790, 120, n. 8;

*Rudolphi, Wiedm. Archiv.* ii. pt. 2, 12; *Hist. Nat. Entoz.* ii. pt. 1,

139; *Synopsis*, 41, n. 19; *Bellingham, Ann. & Mag. Nat. Hist.* 1844, xiii. 169, n. 10; *Dujardin, Hist. Nat. Helminth.* 161.

*Fusaria triquetra*, Zeder, *Naturg.* 107; *Nachtrag*, 22, n. 10 & 43-45.

*Ascaris marginata*? Dujardin, l. c.

*Hab.* Intestines of the Fox, *Canis vulpes*.

a. From the collection of M. Siebold.

b. From old collection.

##### 5. ASCARIS MYSTAX.

*Redi, Anim. Viv.* 130; *Vers*, 194, t. 3, f. 10.

*Ascaris teres felis*, Goeze, *Naturg.* 79-84, t. 1, f. 5, 9-13.

*Ascaris felis*, Gmelin, *Syst. Nat.* 3031, n. 12; *Tab. Encyc.* t. 31, f. 7-12; *Rudolphi, Obs.* i. 11; *Turton, British Fauna*, 125.

*Ascaris Cati*, Schrank, *Verzeichn.* 8, n. 29; *Frölich, Naturf.* xxiv. 141.

*Fusaria mystax*, Zeder, *Nachtrag*, 45; *Naturg.* 107, n. 18.

*Ascaris mystax*, *Rudolphi, Wiedm. Archiv.* ii. pt. 2, 13; *Hist. Nat. Entoz.* ii. pt. 1, 140; *Synopsis*, 42, n. 21; *Bremser, Vers Intest. de l'Homme*, 128; *Icon. Helm.* t. 4, f. 23; *Deslongchamps, Enc. Méth. Vers*, 94; *Lamarck, An. S. Vert.* iii. 208; 2nd ed. iii. 655; *Bellingham, Ann. & Mag. Nat. Hist.* 1844, xiii. 169, n. 11; *Dujardin, Hist. Nat. Helminth.* 162.

*Hab.* Intestines of the Cat, *Felis Catus domesticus*.

From the collections of Dr. Siebold and Dr. George Johnston.

Var. a.

*Ascaris leptoptera*, *Rudolphi, Hist. Nat. Entoz.* ii. pt. 1, 137, t. 1, f. 12, 13; *Synopsis*, 41 & 274, n. 16.

*Ascaris mystax*, var. a, *Dujardin, Hist. Nat. Helminth.* 162.

*Hab.* Intestines of the Lion, *Felis Leo*.

From the collection of M. Siebold.

##### 6. ASCARIS OSCULATA.

*Ascaris osculata*, *Rudolphi, Wiedm. Archiv.* ii. pt. 2, 14; *Hist. Nat. Entoz.* ii. pt. 1, 135; *Synopsis*, 39, n. 9 & 651; *Bellingham, Ann. & Mag. Nat. Hist.* 1844, xiii. 169, n. 7; *Dujardin, Hist. Nat. Helminth.* 164.

*Fusaria osculata*, Zeder, *Naturg.* 105, n. 10.

*Hab. a.* Stomach of the Seal, *Phoca vitulina*.

From the collection of M. Siebold.

b. Stomach of *Phoca barbata*; from Baffin's Bay.

From the collection of Dr. Leach.

7. ASCARIS SIMILIS, *Baird.* (Tab. I. f. 1.)

Length of male 2 inches, breadth 1 line. Length of female  $1\frac{1}{2}$  inch, breadth  $\frac{3}{4}$  of a line. Anterior portion much narrower than posterior. Head small, mouth with 3 small valves slightly projecting beyond the margin. Tail rounded, thick, obtuse. Females spirally twisted in many convolutions, of a dark olive colour. Male straight to within a short distance of tail, which is inflected; of a whitish colour. Skin minutely and finely striated across. Wing extending along the whole length and becoming thicker and stronger at inferior extremity. Differs from preceding species in having the wing stronger and thicker at inferior extremity, in having the head and mouth smaller, and having the skin finely striated across.

*Hab.* Stomach of a Seal from Antarctic regions.

Collected during the late Antarctic Expedition. Presented by the Admiralty.

## 8. ASCARIS TETRAPTERA.

*Ascaris tetraptera*, *Nitzsch, Allg. Encyk. copied by Schmalz, Tab. Anat. Entoz. t. 17, f. 10-12; Dujardin, Hist. Nat. Helminth. 165.*

*Hab.* Large intestines (*cæcum*) of the Wood Mouse, *Mus sylvaticus*.  
From the collection of M. Siebold.

## 9. ASCARIS SUILLA.

*Ascaris gigas*, C. Suum, *Goeze, Naturg. 71.*  
*Ascaris suis*, *Gmelin, Syst. Nat. n. 24; Schrank, Verzeichn. 6, n. 24.*  
*Fusaria lumbricoides, c. suum, Zeder, Nachtrag, 25.*  
*Fusaria lumbricoides, γ. suis, Zeder, Naturg. 102.*  
*Ascaris lumbricoides (part), Rudolphi, Cloquet, &c.*  
*Ascaris suilla, Dujardin, Hist. Nat. Helminth. 167.*

*Hab.* Intestines of the common Sow, *Sus scrofa domestica*.

From the collection of M. Siebold.

## 10. ASCARIS MEGALOCEPHALA.

*Ascaris gigas (equorum)*, *Goeze, Naturg. 63, t. 1, f. 1-3.*  
*Ascaris equi*, *Gmelin, Syst. Nat. 3032, n. 23; Schrank, Verzeichn. 7, n. 23; Turton, Brit. Faun. 125, n. 5.*  
*Ascaris lumbricoides (part), Rudolphi, Hist. Nat. Entoz. ii. pt. 1, 124; Synopsis, 37, n. 1; Lamarck, An. S. Vert. 2nd ed. iii. 654.*  
*Fusaria lumbricoides, a equorum, Zeder, Nachtrag, 25; Naturg. 102.*



*Ascaris megalocephala*, *Oloquet, Anat. des Vers Intest.* 1824, 58. t. 1, f. 5, t. 3, f. 14, t. 4, f. 2; *Gurlt, Path. Anat. d'Haussaiig.* t. 8, f. 5-10; *Cuvier, Règn. An. Ed. Croch. Zooph.* t. 26, f. 1, a-d; *Bellingham, Ann. & Mag. Nat. Hist.* 1844, xiii. 168, n. 2; *Dujardin, Hist. Nat. Helminth.* 167.

*Hab.* ———? Honduras.

Collected by Mr. Dyson.

#### 11. ASCARIS TRANSFUGA.

*Ascaris transfuga*, *Rudolphi, Synops. Entoz.* 40 & 273, n. 15; *Dujardin, Hist. Nat. Helminth.* 158.

*Hab.* Intestines of the Grizzly Bear, *Ursus ferox*; from the Rocky Mountains.

Presented by the Earl of Derby.

#### 12. ASCARIS SERPENTULUS.

*Ascaris ardeæ*, *Frölich, Naturforsch.* xxix. 44, t. 1, f. 17, 18.  
*Ascaris serpentulus*, *Rudolphi, Hist. Nat. Entoz.* ii. pt. 1, 191; *Synopsis*, 53 & 296, n. 72; *Bremser, Vers Intest. de l'Homme*, 128; *Icon. Helminth.* t. 5, f. 9-14; *Creplin, Allg. Encyk.* xxxii. t. 282; *Blainville, Dict. Sc. Nat.* lvii. 541; *Dujardin, Hist. Nat. Helminth.* 172.

*Hab.* Intestines of the common Heron, *Ardea cinerea*.

From the collection of M. Siebold.

#### 13. ASCARIS MICROCEPHALA.

*Ascaris microcephala*, *Rudolphi, Hist. Nat. Entoz.* ii. pt. 1, 167; *Synopsis*, 48 & 288, n. 48; *Dujardin, Hist. Nat. Helminth.* 172.

*Hab.* Œsophagus of the common Heron, *Ardea cinerea*.

From the collection of M. Siebold.

#### 14. ASCARIS HOLOPTERA.

*Ascaris holooptera*, *Rudolphi, Synopsis, Entoz.* 53 & 295, n. 71; *Dujardin, Hist. Nat. Helminth.* 173.

*Ascaris sulcata*, *Rudolphi, Synopsis*, 48 & 289, n. 50, fide *Dujardin*, l. c.

*Hab.* Intestines of the Tartaruga, *Testudo græca*.

From the collection of M. Siebold.

## 15. ASCARIS LEPTOCEPHALA.

*Ascaris leptocephala*, *Rudolphi, Synopsis*, 46 & 282, n. 40.

*Hab.* Hydatid in the mesentery of the *Bufo variabilis*.

From the collection of M. Siebold.

## 16. ASCARIS NIGROVENOSA.

*Swammerdam, Bibl. Nat.* 317.

*Ascaris filiformis*, cauda rotundata, bufonum, *Goeze, Naturg.* 95, t. 5, f. 6-17.

*Ascaris subulata* bufonum, *Goeze*, l. c. 98, t. 2, f. 8.

*Ascaris pulmonalis*, *Gmelin, Syst. Nat.* 3035, n. 53; *Tab. Encyc.* t. 32, f. 4-7.

*Ascaris trachealis*, *Gmelin, S. N.* 3035, n. 55.

*Ascaris dyspnoos*, *Gmelin*, l. c. n. 58.

*Ascaris insons*, *Gmelin*, l. c. n. 59.

*Ascaris bufonis*, *Schrank, Verzeichn.* 11, n. 40.

*Ascaris subulata*, *Schrank*, l. c. n. 41.

*Ascaris acicula*, *Tab. Enc.* t. 32, f. 19-21.

*Fusaria nigrovenosa*, *Zeder, Nachtrag*, 48-50, t. 6, f. 5-7; *Naturg.* 105, n. 12.

*Ascaris nigrovenosa*, *Rudolphi, Wiedm. Arch.* ii. pt. 2, 17; *Hist. Nat. Entoz.* ii. pt. 1, 147; *Synopsis*, 43 & 276, n. 28; *Bellingham, Ann. & Mag. Nat. Hist.* 1844, xiii. 170, n. 14; *Dujardin, Hist. Nat. Helminth.* 178.

*Hab.* Lungs of *Rana temporaria* and *Bufo variabilis*.

From the collection of M. Siebold.

## 17. ASCARIS TRUNCATULA.

*Ascaris acus*, *Goeze, Naturg.* 90.

*Ascaris percae*, *Gmelin, Syst. Nat.* 3036, n. 64.

*Ascaris bicolor*, *Rudolphi, Obs.* i. 13.

*Fusaria percae*, *Zeder, Naturg.* 122, n. 78.

*Ascaris truncatula*, *Rudolphi, Hist. Entoz.* ii. pt. 1, 173; *Synopsis*, 49, n. 55; *Dujardin, Hist. Nat. Helminth.* 180.

*Hab.* Hydatid of the mesentery of the Ruffe, *Gymnocephalus cernua*.

From the collection of M. Siebold.

## 18. ASCARIS AUCTA.

*Ascaris acus*, *Müller, Schrift. d. Berlin, Naturf.* i. 216.

*Ascaris blennii*, *Gmelin, Syst. Nat.* 3036, n. 62.

*Ascaris aucta*, Rudolphi, Wiedm. Arch. ii. pt. 2, 26; Hist. Nat. Entoz. ii. pt. 1, 175; Synopsis, 50, n. 57; Dujardin, Hist. Nat. Helminth. 183.

*Fusaria aucta*, Zeder, Naturg. 111, n. 33.

*Hab.* Intestines of the viviparous Blenny, *Zoarces viviparus*.

From the collection of M. Siebold.

#### 19. ASCARIS RIGIDA.

*Ascaris marina*, Müller, Schrift. Berl. Naturf. i. 211.

*Ascaris lophii*, Müller, Zool. Dan. iii. t. 111, f. 1-4 (lower figures); Gmelin, Syst. Nat. 3037, n. 77.

*Fusaria lophii*, Zeder, Naturg. 124, p. 89.

*Ascaris rigida*, Rudolphi, Hist. Nat. Entoz. ii. pt. 1, 181; Synopsis, 51 & 292, n. 61; Dujardin, Hist. Nat. Helminth, 183.

*Hab.* Appendix of pylorus of the common Angler, *Lophius piscatorius*.

From the collection of M. Siebold.

#### 20. ASCARIS DENTATA.

*Fusaria dentata*, Zeder, Nachtrag, 54; Naturg. 109, n. 25.

*Ascaris dentata*, Rudolphi, Hist. Nat. Entoz. ii. pt. 1, 160; Synopsis, 45 & 281, n. 37; Bremser, Vers. Intest. de l'Homme, 128; Bellingham, Ann. & Mag. Nat. Hist. 1844, xiii. 171, n. 20; Dujardin, Hist. Nat. Helminth. 185.

*Hab.* Intestines of the Barbel, *Cyprinus barbuis*.

From the collection of M. Siebold.

#### 21. ASCARIS CAPSULARIA.

*Cucullanus salaris*, Goeze, Naturg. 133, t. 8, f. 9-10.

*Cucullanus lacustris*,  $\zeta$  *salaris*, Gmelin, Syst. Nat. 3052, n. 6.

*Capsularia salaris*, Zeder, Nachtrag, 10.

*Ascaris Capsularia*, Rudolphi, Wiedm. Arch. ii. 27; Hist. Nat. Entoz. ii. pt. 1, 179; Synopsis, 50, n. 60; Bellingham, Ann. & Mag. Nat. Hist. 1844, xiii. 172, n. 26; Dujardin, Hist. Nat. Helminth. 187.

*Capsularia trinodosa*, Zeder, Naturg. 55.

*Hab. a.* The liver of the common Cod. *Morrhua Callarias*. Fiskeness, shores of West Greenland. August 7th, 1852.

b. Liver and intestines of the rock Cod, *Motella mustela*. Hund Islands, Southeast Bay, Greenland.

Presented by Dr. Sutherland.

c. ? Peritoneum of a *Coryphene*. From the Atlantic Ocean?  
From old collection.

#### 22. ASCARIS MUCRONATA.

*Ascaris mucronata*, Schrank, *N. Vet. Handl.* 1790, 121, n. 13; *Rudolphi, Hist. Nat. Entoz.* ii. pt. 1, 186; *Synopsis*, 52, n. 67; *Dujardin, Hist. Nat. Helminth.* 189.

*Fusaria mucronata*, Zeder, *Nachtrag*, 62; *Naturg.* 112, n. 40.

*Ascaris Capillaris*, Schrank. *N. Vet. Handl.* 1790, 121, n. 12.

*Hab.* Intestines of the Burbot, *Lota vulgaris*.

From the collection of M. Siebold.

#### 23. ASCARIS COLLARIS.

*Fusaria Hoffmanni*, Zeder, *Nachtrag*, 59; *Naturg.* 112, n. 38.

*Ascaris Collaris*, Rudolphi, *Wiedm. Arch.* ii. pt. 2, 20; *Hist. Nat. Entoz.* ii. pt. 1, 184; *Synopsis*, 52 & 294, n. 65; *Bellingham, Ann. & Mag. Nat. Hist.* 1844, xiii. 173, n. 30; *Dujardin, Hist. Nat. Helminth.* 190.

*Fusaria Collaris*, Zeder, *Naturg.* 108, n. 21.

*Hab.* Intestines of the Flounder, *Platessa flesus*.

From the collection of M. Siebold.

#### 24. ASCARIS LABIATA.

*Ascaris Anguilla*, Abildgaard, *Zool. Dan.* iv. 22, t. 147, D. 1, 2; *Gmelin, Syst. Nat.* 3035, n. 60.

*Fusaria Redii*, Zeder, *Nachtrag*, 58; *Naturg.* 111, n. 37.

*Ascaris labiata*, Rudolphi, *Hist. Nat. Entoz.* ii. pt. 1, 172; *Synopsis*, 49 & 290, n. 54; *Bellingham, Ann. & Mag. Nat. Hist.* 1844, xiii. 172, n. 25; *Dujardin, Hist. Nat. Helminth.* 191.

*Hab.* Intestines of the common Eel, *Anguilla acutirostris*.

From the collection of M. Siebold.

§ 2. Œsophagus followed by a stomach more or less distinct, and accompanied with a cœcum or pyloric appendage, containing the intestine.

#### 25. ASCARIS DEPRESSA.

*Ascaris acus* (part), Bloch, *Abhand.* 31.

*Ascaris teres* (milvi), Goeze, *Naturg.* 85.



*Ascaris albicillæ*, *Gmelin, Syst. Nat.* 3033, n. 27.

*Ascaris Milvi*, *Gmelin*, l. c. n. 29.

*Fusaria depressa*, *Zeder, Nachtrag*, 37; *Naturg.* 103, n. 5.

*Ascaris depressa*, *Rudolphi, Hist. Nat. Entoz.* ii. pt. 1, 143; *Synopsis*, 42 & 276, n. 24; *Bellingham, Ann. & Mag. Nat. Hist.* 1844, xiii. 169, n. 12; *Dujardin, Hist. Nat. Helminth.* 195.

*Hab.* Intestines of the Goshawk, *Astur palumbarius*.

From the collection of M. Siebold.

#### 26. ASCARIS SPIRALIS.

*Fusaria spiralis*, *Zeder, Naturg.* 110, n. 32.

*Ascaris spiralis*, *Rudolphi, Obs.* ii. 11; *Wiedm. Archiv.* ii. pt. 2, 25; *Hist. Nat. Entoz.* ii. pt. 1, 189, n. 52.

*Ascaris depressa?* *Rudolphi, Synopsis*, 276.

*Hab.* Intestines of the Barn Owl, *Strix flammea*.

From the collection of Dr. Leach.

#### 27. ASCARIS SEMITERES.

*Fusaria semiteres*, *Zeder, Nachtrag*, 37; *Naturg.* 103, n. 4.

*Ascaris semiteres*, *Rudolphi, Wiedm. Archiv.* ii. pt. 2, 13; *Hist. Nat. Entoz.* ii. pt. 1, 143; *Synopsis*, 42 & 276, n. 23; *Nitzsch, Encyk. Allg. in Schmalz, Tab. Anat.* t. 17, f. 13-16; *Dujardin, Hist. Nat. Helminth.* 200.

*Hab.* Intestines of the crested Lapwing, *Vanellus cristatus*.

From the collection of M. Siebold.

#### 28. ASCARIS ENSICAUDATA.

*Ascaris teres* (part), *Goeze, Naturg.* 75-77, t. 2, f. 1-4 & 85 (*turdorum*).

*Ascaris turdi*, *Gmelin, Syst. Nat.* 3034, n. 49; *Schrank, Verzeichn.* 9, n. 35; *Tab. Enc.* t. 31, f. 13.

*Fusaria ensicaudata*, *Zeder, Nachtrag*, 38; *Naturg.* 104, n. 6.

*Ascaris ensicaudata*, *Rudolphi, Hist. Nat. Entoz.* ii. pt. 1, 145; *Synopsis*, 42 & 278, n. 25; *Bellingham, Ann. & Mag. Nat. Hist.* 1844, xiii. 170, n. 13; *Dujardin, Hist. Nat. Helminth.* 198.

*Fusaria lancea*, *Zeder, Nachtrag*, 60; *Naturg.* 112, n. 39.

*Ascaris lancea*, *Rudolphi, Hist. Nat. Entoz.* ii. pt. 1, 191.

*Hab.* Intestines and between the coats of the stomach of the Red-wing, *Turdus iliacus*.

From the collection of M. Siebold.

§ 3. Œsophagus prolonged, in form of a cœcum or pyloric appendage, along the intestine, and accompanied by another cœcum springing from the intestine, and directed forwards.

#### 29. ASCARIS SPICULIGERA.

*Ascaris spiculigera*, *Rudolphi, Hist. Nat. Entoz. ii. pt. 1, 168; Synopsis, 48 & 290, n. 51, 662, n. 45; Bremser, Vers Intest. de l'Homme, 128; Icon. Helminth. t. 5, f. 5-8; Creplin, Nov. Obs. de Entoz. 22; Mehlis, Isis, 1831, 94, 95; Bellingham, Ann. & Mag. Nat. Hist. 1844, xiii. 171, n. 22; Dujardin, Hist. Nat. Helminth. 206.*

*Ascaris carbonis*, *Turton, Brit. Faun. 125; Pennant, Brit. Zool. ed. 1812.*

*Ascaris variegata*, *Rudolphi, Hist. ii. pt. 1, 169; Synopsis, 49, n. 52.*

? *Ascaris colymborum*, *Rudolphi, Synopsis, 55, n. 97.*

? *Ascaris mergorum*, *Rudolphi, l. c. n. 100.*

*Hab.* Œsophagus of the common Cormorant, *Graculus carbo.*

From the collections of M. Siebold and Dr. G. Johnston.

#### 30. ASCARIS CLAVATA.

*Ascaris gadi*, *Muller, Zool. Dan. Prod. n. 2595; Fabricius, Faun. Groenland. 274, n. 255; Muller, Zool. Dan. ii. 47, t. 74, f. 6; Fabricius, Dansk. Selsk. Skrivt. i. pt. 1, 155; Rathke, Dansk. Selsk. Skrivt. v. 67.*

*Proboscidea gadi*, *Tab. Encyc. t. 32, f. 15, 16.*

*Ascaris clavata*, *Rudolphi, Hist. Nat. Entoz. ii. pt. 1, 183; Synopsis, 51 & 293, n. 64; Lamarck, An. S. Vert. iii. 209; 2nd ed. iii. 656; Bellingham, Ann. & Mag. Nat. Hist. 1844, xiii. 173, n. 29; Dujardin, Hist. Nat. Helminth. 211.*

*Hab.* Maw of a Codfish, taken in 40 fathoms; lat. 66° 34' N. long. 53° 08' W.

Presented by Dr. Sutherland.

#### 31. ASCARIS LEVISSIMA, *Baird.*

Body round, very smooth, of a rather dark olive colour, marked with numerous very fine smooth longitudinal lines, and occasional very distinct red circular lines at irregular distances; tapering at both extremities and narrower at posterior extremity. Length 10 inches, greatest breadth 4 lines. Head small, in form of a narrow circular rim; valves of the mouth large and distinct, of a triangular shape, divided at the tip into two lobes, each of which again is broadly emarginate. Between each of the valves, at their base, is a small smooth tubercle or promi-

nence. On each side of the body is a smooth narrow band of a lighter colour, which runs the whole length, and has the appearance, at first sight, of a wing, but it is not raised.

*Hab.* ———? From India?

From the collection of General Hardwick.

32. *ASCARIS BIFARIA*, *Baird.* (Tab. I. f. 2.)

Body round, much narrower at anterior extremity than posterior; anterior third surrounded with numerous very close-set circular raised striæ; remainder of body smooth, with the striæ not raised, and about a quarter of a line apart from each other, till within about half an inch of inferior extremity, which is large, obtuse, and surrounded with numerous raised circular lines or striæ which give it a wrinkled appearance. Head rather small; valves rounded, wrinkled transversely, and slightly bifid at the upper margin. Tail terminates in a papilla, and the anus is lunar-shaped, and situate at the base of the papilla, about half a line from the extremity. The whole surface, in addition to the raised lines or striæ, is covered with exceedingly fine and immensely numerous striæ. A line runs down each side of body throughout its whole length. Length about 9 inches, breadth 5 lines.

*Hab.* ———? From the Korea.

Collected by Sir Edward Belcher, C.B.

33. *ASCARIS SULCATA*.

*Ascaris sulcata*, *Rudolphi*, *Synopsis Entoz.* 48 & 289, n. 50.

*Hab. a.* Intestines of *Testudo mauritanus*.

From the collection of Dr. A. Smith.

*Hab. b.?* Intestines of *Testudo græca*.

Presented by S. Birch, Esq.

(Sub-genus II. *ASCARIDIA*, *Dujardin.*)

Uterus divided into two opposite branches.

I. *ASCARIDIA INFLEXA*.

*Ascaris teres galli* (major), *Goeze*, *Naturg.* 76, t. 1, f. 4 & 7.

*Fusaria reflexa* (part), *Zeder*, *Nachtrag*, 33, t. 4, f. 7 (non *Fusaria inflexa*, *Zeder*, l. c. 36).

*Ascaris vesicularis* (part), *Rudolphi*, *Hist. Nat. Entoz.* ii. pt. 1, 129; *Lamk. An. S. Vert.* iii. 207.

*Ascaris inflexa*, *Rudolphi*, *Synopsis*, 38 & 268, n. 4; *Bellingham*, *Ann. & Mag. Nat. Hist.* 1844, xiii. 169, n. 4; *Dujardin*, *Hist. Nat. Helminth.* 216.

*Ascaris funiculus*, *Deslongchamps, Enc. Méth. Vers*, 89, n. 6.

*Hab.* Intestines of the Wood Grouse, *Tetrao urogallus*, and the domestic Cock, *Phasianus gallus*.

From the collection of M. Siebold.

(Subgenus III. POLYDELPHIS, *Dujardin*.)

Uterus divided into more than two branches.

1. POLYDELPHIS ANOURA.

*Ascaris* (Polydelphis) *anoura*, *Dujardin, Hist. Nat. Helminth.* 221.

*Hab.* Intestines of the *Coluber corais*.

From the collection of M. Siebold.

IX. HETERAKIS.

*Ascaris* (part), *Auctorum*.

*Heterakis*, *Dujardin, Hist. Nat. Helminth.* 222.

1. HETERAKIS VESICULARIS.

*Ascaris papillosus*, *Bloch, Abhand.* 32, t. 9, f. 1-6.

*Ascaris teres* (minor), *Goeze, Naturg.* 86.

*Ascaris vesicularis* (part), *Frölich, Naturforsch.* xxv. 85; *Rudolphi, Hist. Nat. Entoz.* ii. pt. 1, 129; *Synopsis*, 38 & 268, n. 3; *Lamarck, An. S. Vert.* iii. 207.

*Fusaria reflexa* (part), *Zeder, Nachtrag*, 33.

*Ascaris vesicularis*, *Creplin, Obs. de Entoz.* 20; *Bellingham, Ann. & Mag. Nat. Hist.* 1844, xiii. 168, n. 3.

*Heterakis vesicularis*, *Dujardin, Hist. Nat. Helminth.* 223.

*Hab.* Intestines of the Peacock, *Pavo cristatus*.

From the collection of M. Siebold.

2. HETERAKIS ACUMINATA.

*Ascaris subulata*, *Goeze, Naturg.* 100, t. 4, f. 4-9.

*Ascaris acuminata*, *Schrank, Verzeichn.* 12, n. 43; *Rudolphi, Wiedm. Archiv.* ii. pt. 2, 18; *Hist. Nat. Entoz.* ii. pt. 1, 136; *Synopsis*, 40, n. 14; *Deslongchamps, Enc. Méth. Vers*, 92; *Lamarck, Hist. An. S. Vert.* iii. 208, 2nd ed. iii. 654; *Bellingham, Ann. & Mag. Nat. Hist.* 1844, xiii. 169, n. 8.

*Ascaris ranæ*, *Gmelin, Syst. Nat.* 3035, n. 56.

*Fusaria acuminata*, *Zeder, Nachtrag*, 47; *Naturg.* 105, n. 11.

*Heterakis acuminata*, *Dujardin, Hist. Nat. Helminth.* 227.

*Hab.* Intestines of the Frog, *Rana temporaria*.

From the collection of M. Siebold.



## FAMILY V. ENOPLIDÆ.

## X. PASSALURUS.

Oxyuris (part), *Rudolphi*, *Bremser*, &c.  
 Passalurus, *Dujardin*, *Hist. Nat. Helminth.* 231.

## 1. PASSALURUS AMBIGUUS.

Oxyuris ambigua, *Rudolphi*, *Synopsis Entoz.* 19 & 229, n. 3;  
*Bremser*, *Icon. Helminth.* t. 2, f. 6-9.

Oxyurus ambigua, *Bellingham*, *Ann. & Mag. Nat. Hist.* 1844, xiii.  
 478, n. 2.

Passalurus ambiguus, *Dujardin*, *Hist. Nat. Helminth.* 232.

*Hab.* Large intestines of the Rabbit, *Lepus cuniculus*.

From the collection of M. Siebold.

## XI. ATRACTIS.

Ascaris (part), *Rudolphi*.  
 Atractis, *Dujardin*, *Hist. Nat. Helminth.* 233.

## 1. ATRACTIS DACTYLURIS.

Vermis dubius Testudinis terrestris, *Rudolphi*, *Hist. Nat. Entoz.*  
 ii. pt. 2, 266, n. 9.

Ascaris dactyluris, *Rudolphi*, *Synopsis Entoz.* 40 & 272, n. 12.

Atractis dactylura, *Dujardin*, *Hist. Nat. Helminth. Append.* 654.

*Hab.* Large intestines of *Testudo græca*.

From the collection of M. Siebold.

## FAMILY VI. SCLEROSTOMIDÆ.

## XII. CUCULLANUS.

Cucullanus, *Muller*, *Bloch*, *Goeze*, *Zeder*, *Rudolphi*, *Bremser*, *Blainville*,  
*Cuvier*, *Lamarck*, *Dujardin*, &c., &c.

## 1. CUCULLANUS MICROCEPHALUS.

Cucullanus testudinis, *Rudolphi*, *Synopsis Entoz.* 21, n. 10 (species  
 dubia).

Cucullanus microcephalus, *Dujardin*, *Hist. Nat. Helminth.* 246.

*Hab.* Intestines of the Caspian Emys, *Emys caspica*.

From the collection of M. Siebold.

## 2. CUCULLANUS ELEGANS.

*Echinorhynchus lacustris*, Muller, *Prod. Zool. Dan.* n. 2598.

*Cucullanus percæ fluviatilis et cernuæ*, Muller, *Schrift. Berl. Naturf. Fr.* i. 214, ii. 133.

*Cucullanus viviparus* (synon. exclus.), Bloch, *Abhand.* 34, t. 10, f. 1-4.

*Cucullanus luciopercæ*, Goeze, *Naturg.* 131-2, t. 9, A. f. 3; *Schrank, Verzeichn.* 14, n. 49; *Rudolphi, Obs.* i. 22.

*Cucullanus percæ*, Goeze, l. c. t. 9, B., f. A. B. f. 4-9; *Schrank, Verzeichn.* 15, n. 50; *Hermann, Naturf.* xix. 36, t. 2, f. 2, a.-c.; *Tab. Encyc.* t. 36, f. 6.

*Cucullanus lacustris*, *b.* percæ; *γ.* luciopercæ; *δ.* cernuæ; *Gmelin, Syst. Nat.* 3051, n. 6; *Bosc, Hist. Nat. Vers.* ii. 23, t. 11, f. 10.

*Cucullanus elegans*, *Zeder, Nachtrag*, 91, n. 2; *Naturg.* 79; *Rudolphi, Wiedm. Archiv.* ii. pt. 2, 32-35; *Hist. Nat. Entoz.* ii. pt. 1, 102, t. 3, f. 1-3, 5-7; *Synopsis*, 19 & 230, n. 1; *Bremser, Vers Intest. de l'Homme*, 125; *Lamarck, Hist. An. S. Vert.* iii. 205, 2nd ed. iii. 652; *Blainville, Dict. Sc. Nat.* lvii. 542, t. 30, f. 13; *Bremser, Icon. Helminth.* t. 2, f. 10-14; *Creplin, Allg. Encyk.* xxxii. 279; *Guerin, Icon. Règn. An. Zooph.* t. 7, f. 4, 4, a. b.; *Bellingham, Ann. & Mag. Nat. Hist.* 1844, xiii. 478, n. 1; *Dujardin, Hist. Nat. Helminth.* 247; *Cuvier, Règn. An. Ed. Crochard, Zooph.* t. 25, f. 4.

*Cucullanus armatus* (synon. exclus.), *Zeder, Nachtrag*, 92-94; *Naturg.* 79, t. 2, f. 6, 7; *Rudolphi, Hist. Nat. Entoz.* ii. pt. 1, 107, n. 3.

*Cucullanus papillosus*, *Zeder, Nachtrag*, 92; *Naturg.* 79; *Rudolphi*, l. c. 108, n. 4.

*Cucullanus coronatus*, *Zeder, Nachtrag*, 91; *Naturg.* 78, n. 1; *Leeuwenhoek, Arcan. Nat.* 341; *Goeze, Naturg.* 130, t. 9, A. f. 1-2; *Muller, Schrift. Berlin Naturf. Fr.* ii. 133, t. 1, f. 8-15.

*Cucullanus Anguillæ*, *Schrank, Verzeichn.* 14, n. 49; *Tab. Encyc.* t. 36, f. 3, 4.

*Cucullanus lacustris a. anguillæ*, *Gmelin, Syst. Nat.* 3051, n. 6.

*Cucullanus coronatus*, *Rudolphi, Hist. Nat. Entoz.* ii. pt. 1, 113, n. 7; *Lamarck, An. S. Vert.* 2nd ed. iii. 653.

*Cucullanus alatus?* *Rudolphi, Synopsis*, 20, n. 3; *Hist. Entoz.* ii. pt. 1, 106, n. 2.

*Cucullanus Tincæ?* *Rudolphi, Synops.* 22, n. 17.

*Hab.* Intestines of the common Eel, *Anguilla acutirostris*.

From the collection of M. Siebold.

## 3. CUCULLANUS MINUTUS.

*Cucullanus minutus*, *Rudolphi, Synopsis Entoz.* 21 & 235, n. 8; *Dujardin, Hist. Nat. Helminth.* 252.

*Hab.* Intestines of the Flounder, *Platessa flesus*.

From the collection of M. Siebold.

## 4. CUCULLANUS HETEROCHROUS.

*Cucullanus heterochrous*, *Rudolphi*, *Wiedman*, *Archiv.* ii. pt. 2, 36; *Hist. Nat. Entoz.* ii. pt. 1, 114; *Synopsis*, 21, n. 9; *Zeder*, *Naturg.* 80; *Dujardin*, *Hist. Nat. Helminth.* 252; *Creplin*, *Allg. Encyk.* xxxii. 280.

*Hab.* Intestines of the Flounder, *Platessa flesus*.

From the collection of M. Siebold.

## XIII. SCLEROSTOMA.

*Strongylus*, *a. Sclerostomata*, *Rudolphi*, *Hist. Nat. Ent.* ii. pt. 1, 204.

*Strongylus* (part), *Auct.*

*Sclerostoma*, *Blainville*, *Dict. Sc. Nat.* lvii. 544; *Dujardin*, *Hist. Nat. Helminth.* 254.

## 1. SCLEROSTOMA EQUINUM.

Var. *a. Major*, *intestinalis*.

*Strongylus equinus*, *Muller*, *Zool. Dan.* ii. 2, t. 42, f. 1-12; *Gmelin*, *Syst. Nat.* 3043; n. 1; *Tab. Encyc.* t. 36, f. 7-15; *Bosc*, *Hist. Nat. Vers.* ii. 21, t. 11, f. 8, 9; *Cuvier*, *Règn. An.* iii. 252.

*Strongylus* (femina), *Goeze*, *Naturg.* 137, t. 9, B. f. 10-11.

*Strongylus equi*, *Schrank*, *Verzeichn.* 15, n. 51; *Zeder*, *Naturg.* 90.

*Strongylus armatus*, *Rudolphi*, *Wiedm. Archiv.* ii. pt. 2, 38, iii. pt. 2, 10; *Hist. Nat. Entoz.* ii. pt. 1, 204; *Synopsis*, 30 & 259, n. 1; *Lamarck*, *An. S. Vert.* iii. 203, 2nd ed. iii. 649; *Deslongchamps*, *Encyc. Méth. Vers.* 700; *Bremser*, *Icon. Helminth.* t. 3, f. 10-15; *Westrumb*, *Isis*, 1822, 685, tab.; *Schmalz*, *Tab. Anat. Entoz.* t. 18, f. 10-15; *Leblond*, *Hist. Filaires et Strong.* 1836, 31, t. 4, f. 1; *Gurlt*, *Path. Anat. d'Hauss.* t. 6, f. 23-73.

Var. *β. Minor*, *aneurismaticus*.

*Ruysch*, *Dilucid. Valv. Obs.* f. D.; *Obs. Anat. Chirorg.* 61; *Schulze*, *de Aneur. Verminos. in Act. Nat. Cur.* i. 519; *Rudolphi*, *Wiedm. Archiv.* iii. pt. 2, 11; *Reisebemerck*, ii. 36; *Hodgson*, *Diseases of Arteries and Veins*, 569-575.

*Strongylus armatus*, var. *β. minor*, *Rudolphi*, *Hist. Nat. Entoz.* ii. pt. 1, 205; *Rayer*, *Arch. de Med. Comp.* n. 1, pt. 1, t. 1, 2.

*Sclerostoma equinum*, *Blainville*, *Dict. Sc. Nat.* lvii. 545, t. 29, f. 15; *Dujardin*, *Hist. Nat. Helminth.* 257; *Cur. Règn. An. Ed. Crochard*, *Zooph.* t. 27, f. 2.

*Hab.* (var. *a.*) Large intestines of the Horse, *Equus caballus*;  
(var. *β.*) Aneurismal sac of ditto.

From the collection of M. Siebold.

## XIV. SYNGAMUS.

Fasciola (sp.), *Montagu*.  
 Distoma (part), *Rudolphi*.  
 Syngamus, *Siebold, Dujardin*.  
 Strongylus, *Nathusius, Bellingham*.

## 1. SYNGAMUS TRACHEALIS.

Worms in poultry; *Wiesenthal, Med. & Phys. Journal*, 1799, ii. 204, fig.  
 Fasciola trachea, *Montagu, Transact. Werner Soc.* i. 1811, 197, t. 7, f. 4.  
 Distoma lineare (part), *Rudolphi, Synopsis Entoz.* 113 & 414, n. 102.  
 Syngamus trachealis, *Siebold, Wiegmann. Arch.* 1836, i. 105–116, t. 3, f. 1, 2; *Dujardin, Hist. Nat. Helminth.* 261.  
 Strongylus trachealis, *Nathusius, Wiegmann. Arch.* 1837, i. 60; *Siebold, l. c.* 1837, i. 66; *Bellingham, Ann. & Mag. Nat. Hist.* 1844, xiii. 104, n. 7.

*Hab.* Trachea of the domestic Fowl.

From the collection of Dr. Leach.

## XV. STENURUS.

Strongylus (part), *Rudolphi, Creplin, &c.*  
 Stenurus, *Dujardin*.

## 1. STENURUS INFLEXUS.

Vermes in Delphi phoc. tympani cavo reperti, *Klein, Hist. Pisc. Nat.* 1740; *Miss.* i. 27, t. 5, f. 5; *Camper, von Krank. der Thiere*, 47.  
 Strongylus inflexus, *Rudolphi, Hist. Nat. Entoz.* ii. pt. 1, 227; *Synopsis*, 34, n. 16; *Creplin, Nov. Obs. Entoz.* 13.  
 Strongylus minor, *Raspail, Ann. des Sc. d'Observ.* 1830, ii. 224, t. 7, 8.  
 Stenurus inflexus, *Dujardin, Hist. Nat. Helminth.* 266.

*Hab.* Trachea of the Porpesse, *Phocœna communis*.

From the collection of M. Siebold.



## FAMILY VII. DACNITIDÆ.

## XVI. OPHIOSTOMA.

*Ascaris* (part), *Muller, Fabricius.*

*Fissula*, *Lamarck, Bosc.*

*Proboscidea* (part), *Bosc.*

*Ophiostoma*, *Rudolphi, Wiedm. Archiv. ii. pt. 1; Hist. Nat. Entoz. ii.; Zeder, Naturg.; Bremser; Blainville, Dict. Sc. Nat.; Cuv. Règn. An.; Dujardin, Hist. Nat. Helminth.*

## 1. OPHIOSTOMA MUCRONATUM.

*Ophiostoma mucronatum*, *Rudolphi, Hist. Nat. Entoz. ii. pt. 1, 117, t. 3, f. 13, 14; Synopsis, 61 & 305, n. 2; Deslongch. Enc. Méth. Vers, 578; Blainville, Dict. Sc. Nat. lvii. 540, t. 30, f. 8; Dujardin, Hist. Nat. Helminth. 273.*

*Fissula mucronata*, *Lamarck, An. S. Vert. iii. 211, 2nd ed. iii. 657.*

*Hab.* Intestines of the common long-eared Bat, *Plecotus communis.*

From the collection of M. Siebold.

## XVII. DOCHMIUS.

*Strongylus* (part), *Rudolphi, Zeder.*

*Uncinaria*, *Frölich.*

*Dochmius*, *Dujardin, Hist. Nat. Helminth.*

## 1. DOCHMIUS TRIGONOCEPHALUS.

Var. *a.* *Strongylus trigonocephalus*, *Rudolphi, Hist. Nat. Entoz. ii. pt. 1, n. 16, t. 2, f. 5, 6; Synopsis, 35, n. 20 & 265, n. 16; Bellingham, Ann. & Mag. Nat. Hist. 1844, xiii. 104, n. 4.*

Var. *β.* *Uncinaria vulpis*, *Frölich, Naturf. xxiv. 137-139, t. 4, f. 18, 19.*

*Strongylus vulpis*, *Zeder, Nachtrag, 73; Naturg. 91.*

*Strongylus tetragonocephalus*, *Rudolphi, Hist. Nat. Entoz. ii. pt. 1, 232, n. 17; Synopsis, 35, n. 21 & 265, n. 17; Bellingham, Ann. & Mag. Nat. Hist. 1844, xiii. 104, n. 5.*

*Dochmius trigonocephalus*, *Dujardin, Hist. Nat. Helminth. 277.*

*Hab.* Intestines of the Dog, *Canis familiaris.*

From the collection of M. Siebold.

## APPENDIX TO NEMATOIDEA.

- I. Containing genera, the precise situation of which is not yet clearly ascertained.

## XVIII. LIORHYNCHUS.

*Ascaris* (part), *Fabricius*, *Muller*.  
*Echinorhynchus* (sp.), *Gmelin*.  
*Proboscidea* (part), *Bruguière*, *Bosc*.<sup>1</sup>  
*Goezia* (part), *Zeder*, *Nachtrag*.  
*Cochlus* (sp.), *Zeder*, *Naturg*.  
*Liorhynchus*, *Rudolphi*, *Bremser*, *Blainville*, *Lamarck*, *Dujardin*.

## 1. LIORHYNCHUS DENTICULATUS.

*Goezia inermis*, *Zeder*, *Nachtrag*, 101.  
*Cochlus inermis*, *Zeder*, *Naturg*. 50.  
*Liorhynchus denticulatus*, *Rudolphi*, *Hist. Nat. Entoz.* ii. pt. 1, 249, t. 12, f. 1, 2; *Synopsis*, 62 & 307, n. 3; *Bremser*, *Vers Intest. de l'Homme*, 129; *Icon. Helminth.* t. 5, f. 19-22; *Blainville*, *Dict. Sc. Nat.* lvii. 548, t. 30, f. 9; *Lamarck*, *An. S. Vert.* iii. 202; 2nd ed. iii. 646; *Guerin*, *Icon. Règn. An. Zooph.* t. 8, f. 4, 4a; *Dujardin*, *Hist. Nat. Helminth.* 284.

*Hab.* Stomach of the Barbel, *Barbus fluviatilis*.

From the collection of M. Siebold.

## XIX. HEDRURIS.

*Ascaris* (part), *Schmalz*.  
*Hedruris*, *Nitzsch*, *Creplin*, *Dujardin*.

## 1. HEDRURIS ANDROPHORA.

*Ascaris androphora*, *Schmalz*, *Tab. Anat. Entoz.* t. 17, f. 5-7.  
*Hedruris androphora*, *Nitzsch*, *Allg. Encyk.* vi. 48; *Creplin*, *Allg. Encyk.* xxxii. 181; *Dujardin*, *Hist. Nat. Helminth.* 291.

*Hab.* Stomach of *Triton cristatus*.

From the collection of M. Siebold.

## II. FAMILY GORDIIDÆ.

Gordiacés, *Siebold, Archiv. für Naturg.* 1843, ii. 303; *Dujardin, Turbellaria (part)? Ehrenberg.*

## XX. MERMIS.

*Mermis, Dujardin, Ann. Sc. Nat.* 1842; *Siebold, Archiv. für Naturg.* 1843, B. ii. 309.

## 1. MERMIS NIGRESCENS.

Hair worm (in part), *Lister, Philos. Trans.* 1672, 4064; *Pallas, de Infest. Viv. in Viv. Diss.* 12.

? *Filaria Carabi, Gmelin, Syst. Nat.* 3040, n. 12; *Zeder, Naturg.* 39; *Bosc, Hist. Nat. Vers.* ii. 49; *Turton, Brit. Faun.* 126, n. 13.

? *Filaria coleopterorum (part), Rudolphi, Hist. Nat. Entoz.* ii. pt. 1, 76, n. 30.

? *Filaria Scarabæi, Gmelin, l. c. n. 10; Zeder, l. c. 39; Bosc, l. c. 49; Turton, l. c. n. 12.*

*Mermis nigrescens, Dujardin, Ann. Sc. Nat.* 2nd ser. 1842, xviii. 133, t. 6; *Hist. Nat. Helminth.* 295; *Siebold, Arch. für Naturg.* 1843, B. ii. 308.

*Hab. a.* ——— ?

From the collection of M. Siebold.

*Hab. b.* Abdomen of a species of *Carabus* from Berwick upon Tweed.

From the collection of Dr. G. Johnston.

2. MERMIS ALBICANS, *Siebold MSS.?*

*Hab.* Abdomen of larva of *Yponomeuta cognatella*.

From the collection of M. Siebold.

3. MERMIS, NOV. SP., *Siebold MSS.?*

*Filaria locustæ? Rudolphi, Hist. Nat. Entoz.* ii. pt. 1, 77.

*Hab.* Abdomen of *Locusta viridissima*.

From the collection of M. Siebold.

4. MERMIS, NOV. SP., *Siebold MSS.?*

*Hab.* Abdomen of *Gomphocerus morionis*.

From the collection of M. Siebold.

5. MERMIS, NOV. SP., *Siebold MSS.?*

*Hab.* Abdomen of *Decticus verrucivorus*.

From the collection of M. Siebold.

6. MERMIS SPIRALIS, *Baird*. (Tab. I. f. 3.)

About 7 inches in length and  $\frac{1}{2}$  mill. in breadth; of a red colour, rigid and twisted into many spiral convolutions. Anterior and posterior extremities obtuse. Body of nearly equal size throughout and quite smooth.

*Hab.* Abdomen of a species of Grasshopper from Rio Janeiro.

7. MERMIS RIGIDUS, *Baird*.

Body of a light amber colour, smooth, and very shining, narrow at upper extremity, very soon becoming thicker, and terminating at inferior extremity in an obtusely conical point. The animal is very rigid and stiff throughout its whole length.

Length  $10\frac{1}{4}$  inches, breadth about  $\frac{1}{2}$  a line.

*Hab.* ——— ?

From old collection.

## XXI. GORDIUS.

*Gordius*, *Linneus et Auctorum*.

A. *Skin smooth*.

## 1. GORDIUS AQUATICUS.

*Vitulus aquaticus*, *Gesner*, *Aquat.* 463; *Aldrovandus*, *Inspect.* 720, t. 765.

*Seta aquatica*, *Merret*, *Pin. Rer. Nat.* 207.

*Gordius aquaticus*, *Linn. Faun. Suec.* 2068; *Syst. Nat. Ed.* 12, 1052; *Gmelin*, *S. N.* 3082; *Enc. Méth.* t. 29, f. 1; *Bosc*, *Hist. Nat. Vers.* i. 230, t. 8, f. 4; ? *Turton*, *Brit. Faun.* 130; ? *Pennant*, *Brit. Zool.* iv. 27; *Berthold*, *Über den Bau des Wasserkalbet*; *Lamarck*, *An. S. Vert.* iii. 220; 2nd ed. iii. 671; *Dujardin*, *Ann. Sc. Nat.* 1842, xviii. 142; *Hist. Nat. Helminth.* 297; *Siebold*, *Wiegmann Arch. für Naturg.* 1838, iv. 302; 1843, ii. 302 & 307; *Entom. Zeitung.* 1842.

*Gordius seta*, *Müller*, *Hist. Verm.* i. pt. 2, 30, n. 161.

*Dragonneau de Claix*, *Charvet*, *Nouv. Ann. du Mus.* 1834, iii. 38.

*Hab.* Fresh-water ponds and ditches, &c.

Male, from the collections of Professor Bonelli and Dr. Siebold.

Female, from the collection of Dr. Leach and old collection in British Museum.



2. GORDIUS PLATYURA, *Baird*. (Tab. I. f. 4.)

Body of a uniform dull white colour, quite smooth, with a depressed line on one side throughout its whole length, obscurely ringed at unequal distances, narrower at anterior extremity, and terminating in a broad flattish tail, which is slightly bifid.

Length of animal 32 inches, breadth of middle portion of body about  $\frac{1}{2}$  a line; breadth of tail 1 line.

*Hab.* ——— ? Jamaica?

From the collection of Sir Hans Sloane.

B. *Epidermis granulated.*

## 3. GORDIUS TOLOSANUS.

*Gordius aquaticus* (part), *Auctorum*.

*Gordius aquaticus*? *Baird*, *Proceedings of Berw. Club*, i.

*Gordius Tolosanus*, *Dujardin*, *Ann. Sc. Nat.* 2nd series, 1842, xviii. 146, *Hist. Nat. Helminth.* 298.

*Hab.* Fresh-water ponds and slow running streams.

a. ♂ ♀ From Berwickshire. From the collection of Dr. G. Johnston.

b. ♂ From the collection of Col. Montagu.

c. ♂ From Wivelescombe, Somersetshire. From the collection of Dr. Leach.

4 GORDIUS VERRUCOSUS, *Baird*. (Tab. I. f. 5.)

Body black, covered all over with innumerable small raised warty papillæ, round and very stiff like a piece of wire. An impressed line runs on each side through the whole length. Head small. Anterior extremity narrower than posterior. Length 6 inches; breadth about  $\frac{1}{2}$  a line.

*Hab.* ——— ?

Male, from the collection of Dr. A. Smith.

5. GORDIUS VIOLACEUS, *Baird*.

Body of a dark brown colour, apparently smooth, but under a high magnifying power, completely covered with small flattish-looking papillæ, and ringed transversely with very slightly-raised circular lines about half or one-third of a millimetre apart from each other, tapering slightly at upper extremity and gradually becoming slightly thicker at inferior. Along

the whole length of the body, on each side, runs a pretty deep sulcus or groove, interrupting the circular lines. Length 11 inches and 3 lines, breadth about  $\frac{1}{2}$  a line.

*Hab.* Abdomen of *Carabus violaceus* from Berwickshire.

From the collection of Dr. George Johnston.

#### 6. GORDIUS PUSTULOSUS, *Baird*.

Body of a light brown colour, not ringed across, completely covered with minute, flattish-looking papillæ, and numerous larger raised dots or small warty protuberances intermixed, tapering considerably at superior extremity, and becoming gradually thicker as it reaches the tail, which is obtuse and marked across with a deep indentation. Along the whole length of the body runs a deep groove on one side only.

Length  $8\frac{1}{4}$  inches, breadth  $\frac{1}{2}$  millimetre.

*Hab.* Abdomen of *Blaps obtusa*.

From the neighbourhood of London.

When brought to the Museum it had just emerged from the body of the *Blaps*, and was then 4 inches long and about the diameter of a horsehair. It was placed in water and kept alive for a day or two, at the end of which time it had grown to double its original size, both in length and diameter.

## ORDER II. ACANTHOTHECA.

Trematoda (part), *Rudolphi*.

Onchocephala, *Blainville*, *Dict. Sc. Nat.*

Nematoidea (part), *Cuvier*.

Vers Planulaires (part), *Lamarck*.

Acanthotheca, *Diesing*, *Ann. Mus. Wien.* 1835; *Dujardin*.

### I. PENTASTOMA.

Tænia (sp.), *Chabert*, *Pilger*, *Abildgaard*, *Gmelin*, &c.

Linguatula, *Frölich*, *Gmelin*, *Blainville*, *Cuvier*, *Lamarck*, *Bosc*, *Owen*, &c.

Polystoma, *Zeder*, *Rudolphi*.

Halysis (sp.), *Zeder*.

Tetragulus (sp.), *Bosc*, *Lamarck*.

Prionoderma, *Rudolphi*.

Porocephalus, *Humboldt*.

Pentastoma, *Rudolphi*, *Bremser*, *Creplin*, *Diesing*, *Miram*, *Dujardin*.

## 1. PENTASTOMA TENIOIDES.

- Tænia lanceolata*, Chabert, *Malad. Verm.* 2nd ed. 39–42, 1787.  
*Tænia rhinaria*, Pilger, *Handb. der Veterin. Wissench.* ii. 1284–5 ;  
 Greve, *Krankheiten der Hausthiere*, i. 184.  
*Polystoma tænioides*, Rudolphi, *Hist. Nat. Entoz.* ii. pt. 1, 440,  
 t. 12, f. 8–12.  
*Prionoderma lanceolata*, Cuvier, *Règn. An.* ed. 1st, iv. 35.  
*Linguatula tænioides*, Lamarck, *An. S. Vert.* iii. 174 ; ed. 2nd, iii.  
 595 ; *Cuv. Règn. An.* ed. 2nd, iii. 254 ; Owen, *Trans. Zool. Soc.*  
 i. 325, t. 41, f. 10–16.  
*Linguatula lanceolata*, Blainville, *Dict. Sc. Nat.* lvii. 532.  
*Pentastoma tænioides*, Rudolphi, *Synopsis Entoz.* 123 & 432, n. 1 ;  
*Deslongchamps, Encyc. Méth. Vers*, 612 ; *Bremser, Icon. Helminth.*  
 t. 10, f. 14–16 ; *Gurlt, Path. Anat. d'Haussaüg.* i. 376, t. 10, f. 57 ;  
*Diesing, Ann. Mus. Wien.* 1836, i. 16, t. 2, f. 1, 2, 14–16, 20,  
 t. 3, f. 1–5 ; *Miram, Nov. Acad. Cæs.* 1836, xvii. pt. 2, 623, t. 46 ;  
*Ann. Sc. Nat.* 1836, vi. 135, t. 8 ; *Nordmann, Mik. Beit.* ii. 141  
 (note) ; *Guerin, Iconog. Règn. Zooph.* t. 8, f. 5, 5a ; *Cuvier,*  
*Règn. An. Ed. Crochard, Zooph.* t. 28, f. 2 ; *Bellingham, Ann. &*  
*Mag. Nat. Hist.* 1844, xiv. 163 ; *Dujardin, Hist. Nat. Helminth.*  
 303.

*Hab. a.* Frontal sinus of the Dog, *Canis familiaris*.

From the collection of M. Siebold.

*b.* Antrum maxillare of the Dog.

From the collection of Dr. Leach.

## 2. PENTASTOMA DENTICULATUM.

- Tænia capræa*, Abildgaard, *Mull. Zool. Dan.* iii. 52, t. 110, f. 4, 5.  
*Tænia caprina*, Gmelin, *Syst. Nat.* 3069, n. 89.  
*Halysis caprina*, Zeder, *Naturg.* 372, n. 67.  
*Echinorhynchus capræa*, Braun, *MSS.*, fide Rudolphi.  
*Linguatula denticulata*, Rudolphi, *Hodoepor.* ii. 42 ; *Blainville,*  
*Dict. Sc. Nat.* lvii. 532 ; *Lamarck, An. S. Vert.* iii. 174 ; 2nd ed.  
 iii. 594.  
*Polystoma denticulatum*, Rudolphi, *Hist. Nat. Entoz.* ii. pt. 1, 447,  
 t. 12, f. 7.  
*Tetragulus Cavixæ*, Bosc, *Bull. Soc. Philom.* 1811, n. 44, 269, t. 2,  
 f. 1 ; *Lamck. An. S. Vert.* iii. 638.  
*Pentastoma denticulatum*, Rudolphi, *Synops.* 124, n. 2 ; *Deslong-*  
*champs, Encyc. Méth. Vers*, 612 ; *Bremser, Icon. Helminth.* t. 10,  
 f. 17, 18 ; *Gurlt, Path. Anat. d'Haussaüg.* i. 377, t. 10, f. 8, 9 ;  
*Diesing, Ann. Mus. Wien.* i. 18, t. 3, f. 9–13 ; *Dujardin, Hist.*  
*Nat. Helminth.* 304.  
*Pentastoma fera*, Creplin, *Nov. Obs. Entoz.* 76 ; *Isis*, 1831, 190.

*Pentastoma emarginatum*, *Rudolphi*, *Synopsis*, 124 & 433, n. 3;  
*Deslongchamps*, *Encyc. Méth. Vers*, 612.

*Hab.* Liver of the Goat, *Caper hircus*.

From the collection of M. Siebold.

### 3. PENTASTOMA MEGACEPHALUM, *Baird*, *Tab. ii. f. 1.*

Female: body yellowish-white, somewhat depressed and terminating anteriorly in a large, thick, club-shaped head. The dorsal surface is depressed at the edges, rounded in the centre, and transversely ridged. The head or dorsal surface is round and very prominent, also ridged across and wrinkled. The ventral surface is more flattened, ridged and wrinkled, with the mouth in a hollow depression surrounded with four strong, brown, simple hooks. The part of the body immediately beneath the head is very strongly ridged transversely, each of the six first ridges being wavyly wrinkled. The length of the whole body is about 11 lines. The head is 5 lines broad, and the middle portion of the body is about  $3\frac{1}{2}$  lines, diminishing in size as it reaches the tail. The oviduct is very long, the portion outside the body being 2 inches in length.

Male? longer than female, about 14 lines long, covered with a smooth skin, which is slightly ridged across and has at its inferior extremity a small sharp papilla about  $\frac{3}{4}$  of a line long, and brown at the tip (the penis?) the inferior extremity is rounder than in the female, but otherwise the form of the animal is nearly the same.

*Hab.* Imbedded in the flesh of the head of a Soonderbund Crocodile, *Crocodilus palustris*.

Presented by W. Masters, Esq.

## ORDER III. TREMATODA.

Saugwurmer, *Zeder*.

Trematoda, *Rudolphi*, *Bremser*, *Cuvier*, *Diesing*, *Dujardin*, &c.

Vers Heteromorphes, *Lamarck*, *An. S. Vert.* iii.

Porocephala, *Blainville*, *Dict. Sc. Nat.* lvii.

Sterelmintha (part), *Owen*.

### FAMILY I. ONCHOBOTHRIDÆ.

Onchobothriens, *Dujardin*.



## I. OCTOBOTHRIMUM.

Mazocraes, *Hermann, Naturforsch.* xvii.

Octobothrium, *Leuckart, Brev. Descrip. An.* 1828; *Zool. Bruchst.* 1842; *Dujardin, Mayer, Nordmann, Mikr. Beitr. and in Lamarck.*

Octostoma, *Kuhn, Mem. Hist. Nat.* 1830.

Cyclocotyle, *Zähringer, Diss. Hist. Nat. de la Truite; Otto? Blainville?*

## 1. OCTOBOTHRIMUM LANCEOLATUM.

Mazocraes alosæ, *Hermann, Naturf.* xvii. 182, t. 4, f. 13-15.

Octobothrium lanceolatum, *Leuckart, Brev. Descrip. An.*; *Nordmann, Mikr. Beitr.* i. 77, and in *Lamarck, An. S. Vert.* 2nd ed. iii. 599; *Dujardin, Hist. Nat. Helminth.* 313, t. 8, f. F.

Octostoma alosæ, *Kuhn, Mem. Mus. Hist. Nat.* xviii.

Octobothrium alosæ, *Mayer, Beitr. An. d. Ent. Bonn.* 1841, 19, t. 3, f. 1-8.

*Hab.* Gills of the Shad, *Alosa finta.*

From the collection of M. Siebold.

## II. DIPLOZOON.

Diplozoon, *Nordmann, Mikr. Beitr.* i. 56, and in *Lamarck, An. S. Vert.* 2nd ed. iii. 599; *Ann. Sc. Nat.* 1833, xxx.; *Creplin, Dujardin, &c.*

## 1. DIPLOZOON PARADOXUM.

Diplozoon paradoxum, *Nordmann, Mikrog. Beitr.* i. 56, t. 5, f. 1-5, t. 6; *Ann. Sc. Nat.* 1833, xxx., and in *Lamk.* l. c. 599; *Creplin, Allg. Encyk.* xxxii. 292; *Dujardin, Hist. Nat. Helminth.* 316.

*Hab.* Gills of the common Bream, *Cyprinus brama*, and the Minnow, *Leuciscus phoxinus.*

From the collection of M. Siebold.

## III. POLYSTOMA.

Planaria (sp.), *Braun.*

Linguatula (sp.), *Frölich, Rudolphi, Lamarck.*

Fasciola (sp.), *Gmelin.*

Hexathyridium, *Treutler, Jördens, Blainville.*

Polystoma, *Zeder, Rudolphi, Bremser, Baer, Nordmann.*

Polystoma, ou plutôt Hexastoma, *Cuvier, Règn. An.* iii.

Diolibothrium, *Leuckart, Brev. Descrip. An.*

Diplobothrium, *Leuckart, Zool. Bruchst.*

Hexacotyle, *Delaroche, Bull. Soc. Phil.*; *Nordmann, in Lamk. An. S. Vert.* 2nd ed. iii. 600.

Hexacotyla, *Blainville, Dict. Sc. Nat.* lvii.

## 1. POLYSTOMA OCELLATUM.

*Polystoma ocellatum*, *Rudolphi*, *Synops. Entoz.* 125 & 436, n. 2, *Dujardin, Hist. Nat. Helminth.* 319.

*Hexacotyle ocellatum*, *Nordmann, Lamk. An. S. Vert.* 2nd ed. iii. 600.

*Hexacotyla ocellatum*, *Blainville, Dict. Sc. Nat.* lvii. 571.

? *Polystoma midas*, *Kuhl, & Van Hasselt, Bull. Sc. Nat. Feruss.* 1824, ii. 310.

*Hab.* Jaws of the Speckled Tortoise, *Cistuda europæa*.

From the collection of M. Siebold.

## 2. POLYSTOMA INTEGERRIMUM.

*Roesel, Hist. Ran.* 24, t. 4, f. 10.

*Planaria uncinulata*, *Braun, Schrift. Berlin Ges. Naturf. Fr.* x. 58, t. 3, f. 1-3.

*Linguatula integerrima*, *Frölich, Naturf.* xxv. 104; *Rudolphi, Wied. Arch.* iii. pt. 1, 93, t. 2, f. 9, a.-f.; *Lamarck, An. S. Vert.* iii. 174, 2nd ed. iii. 594.

*Fasciola uncinulata*, *Gmelin, Syst. Nat.* 3056, n. 19; *Bosc, Hist. Nat. Vers.* i. 270.

*Hexathyridium integerrimum*, *Blainville, Dict. Sc. Nat.* lvii. 572.

*Polystoma ranæ*, *Zeder, Nachtrag*, 203, t. 4, f. 1-3; *Naturg.* 230, n. 3, t. 3, f. 4.

*Polystoma integerrimum*, *Rudolphi, Hist. Nat. Entoz.* ii. pt. 1, 451, t. 6, f. 1-6; *Synopsis*, 125; *Cuvier, Règn. An.* iii. 264; *Bremser, Icon. Helminth.* t. 10, f. 25, 26; *Baer, Nov. Act. Acad. Cæsar*, xiii. pt. 2, t. 32, f. 7, 8; *Dujardin, Hist. Nat. Helminth.* 320.

*Hab.* Urinary bladder of *Rana temporaria*.

From the collection of M. Siebold.

## FAMILY II. CAPSALIDÆ.

## IV. CAPSALA.

*Hirudo* (sp.), *Abildgaard*.

*Capsala*, *Bosc, Bull. Soc. Phil.* 1811; *Nordmann, Lamk. An. S. Vert.* 2nd ed. iii. 602; *Blainville, Dict. Sc. Nat.* lvii. 568.

*Phylline*, *Oken, Lehrb. Naturg.* iii. 1815.

*Tristoma*, *Cuv. Règn. An.* 1st ed. 1817; *Rudolphi, Bremser, Diesing, Nitzsch*.

*Nitzschia*, *Baer, Nov. Act. Acad. Cæs.* xiii.; *Blainville, Dict. Sc. Nat.* lvii.

? *Hexabothrium* (part), *Nordmann, Lamk. An. S. Vert.* 2nd ed. iii. 601.

## 1. CAPSALA COCCINEA.

*Tristoma coccineum*, *Cuvier, Règn. An.* 1st ed. iv. 42, t. 15, f. 10, 2nd ed. iii. 265, t. 15, f. 10; *Rudolphi, Synopsis Entoz.* 123 & 428, n. 1, t. 1, f. 7, 8; *Bremser, Vers Intest. de l'Homme*, 134; *Icon. Helminth.* t. 10, f. 12, 13; *Diesing, Nov. Act. Acad. Cæs.* xviii. pt. 1, t. 1, f. 1-13; *Guerin, Icon. Règn. An. Zooph.* t. 10, f. 10, 10a.; *Dujardin, Hist. Nat. Helminth.* 322; *Cuv. Règn. An. Ed. Crochard, Zooph.* t. 36 bis, f. 1.

*Capsala coccinea*, *Blainville, Dict. Sc. Nat.* lvii. 569.

*Capsala sanguinea*, *Nordmann, Lamk. An. S. Vert.* 2nd ed. iii. 602.

*Hab.* Gills of the short Sun-fish, *Orthogoriscus mola*, from the coast of Galway.

Presented by Captain Bedford, R.N.

## 2. CAPSALA ELONGATA.

*Hirudo sturionis*, *Abildgaard, Skrivt. af Natur. Selsk.* iii. pt. 2, 55, t. 6, f. 1.

*Phylline hippoglossi*, *Oken, Lehrb. der Naturg.* iii. pt. 1, 371.

*Tristoma elongatum*, *Nitzsch, Encyk. Allg.* xv. 150; *Diesing, Nov. Act. Acad. Cæs.* xviii. pt. 1, 12; *Dujardin, Hist. Nat. Helminth.* 323.

*Nitzschia elegans*, *Baer, Nov. Act. Acad. Cæs.* xiii. pt. 2, 660, t. 22, f. 1-4; *Blainville, Dict. Sc. Nat.* lvii. 568.

*Capsala elongata*, *Nordmann, Lamk. An. S. Vert.* 2nd ed. iii. 602.

*Hab.* Jaws of the common Sturgeon, *Acipenser sturio*.

From the collection of M. Siebold.

## FAMILY III. DISTOMIDÆ.

## V. ASPIDOGASTER.

*Aspidogaster*, *Baer, Nov. Act. Acad. Cæs.* xiii. 527; *Diesing, Creplin, Blainville, Cuvier, Nordmann, Dujardin.*

## 1. ASPIDOGASTER CONCHICOLA.

*Aspidogaster conchicola*, *Baer, Nov. Act.* xiii. 544, t. 28, f. 1-12; *Creplin, Allg. Encyk.* xxxii. 286; *Nordmann, Lamk. An. S. Vert.* 2nd ed. iii. 608; *Blainville, Dict. Sc. Nat.* lvii. 584; *Cuvier, Règn. An.* iii. 266; *Guerin, Icon. Règn. An. Zooph.* t. 11, f. 2, 2 a. b.; *Dujardin, Hist. Nat. Helminth.* 324.

*Hab.* Pericardium of the fresh-water Muscle, *Anodonta cellensis*.

From the collection of M. Siebold.

## VI. AMPHISTOMA.

*Planaria* (sp.), *Goeze.*

*Fasciola* (sp.), *Pallas, Schrank, Gmelin.*

*Festucaria* (sp.), *Zeder*.

*Strigea*, *Abildgaard*, *Dansk. Selsk. Skrivt.* i.; *Cuvier*, *Règn. An.* iii. 263.

*Monostoma* (sp.), *Zeder*.

*Hirudo* (sp.), *Braun*.

*Amphistoma*, *Rudolphi*, *Wiedm. Archiv.* ii.; *Zeder*, *Naturg.*; *Nitzsch*, *Westrumb*, *Bremser*, *Gurlt*, *Diesing*, *Creplin*, *Blainville*, *Lamarck*, *Nordmann in Lamarck*; *Dujardin*, &c.

*Diplodiscus*, *Diesing*, *Nordmann*, *Creplin*.

### 1. AMPHISTOMA TRUNCATUM.

*Amphistoma truncatum*, *Rudolphi*, *Synopsis Entoz.* 91 & 359, n. 15; *Westrumb*, *Isis*, 1823, iv. 597; *Diesing*, *Ann. Mus. Wien.* i. pt. 2, 252, t. 24, f. 13-15; *Deslongchamps*, *Enc. Méth. Vers*, 56; *Dujardin*, *Hist. Nat. Helminth.* 331.

*Distomum conus*, *Creplin*, *Nov. Obs. de Entoz.* 1825, 50; *Allg. Encyk.* 1839, xxxii. 286 (note).

*Hab.* Intestines of the common Seal, *Callocephalus vitulinus*.

From the collection of M. Siebold.

### 2. AMPHISTOMA SUBTRIQUETRUM.

*Distoma amphistomoides*, *Bojanus*, *Mem. Soc. Imp. Moscou*, 1817, v. 270, t. 9, f. 1-8.

*Amphistoma subtriquetrum*, *Rudolphi*, *Synopsis*, 91 & 360, n. 18; *Bojanus*, *Isis*, 1821, ii. 164, t. 2, f. 5-12; *Westrumb*, *Isis*, 1823, iv. 397; *Schmalz*, *Tab. Anat. Entoz.* t. 8, f. 4-10; *Bremser*, *Icon. Helminth.* t. 8, f. 32, 33; *Blainville*, *Dict. Sc. Nat.* lvii. 583; *Deslongchamps*, *Enc. Méth. Vers*, 57; *Diesing*, *Ann. Mus. Wien.* i. pt. 2, 248, t. 23, f. 9; *Dujardin*, *Hist. Nat. Helminth.* 331.

*Hab.* Large intestines of the Beaver, *Castor fiber*.

From the collection of M. Siebold.

### 3. AMPHISTOMA CONICUM.

*Daubenton*, *Allg. Hist. der Natur.* ii. pt. 2, 250, t. 16, f. 3; *Falk*, *Untersuchung der Sogenannten Viehseuche*, 1782, 128, tab. 2, f. 6, 7.

*Fasciola hepatica* (part), *Muller*, *Naturforsch.* xviii. 34, t. 3, f. 11 (left-hand fig.).

*Festucaria Cervi*, *Zeder*, *Schrift. Berl. Ges. N. Fr.* x. 65-74, t. 3, f. 8-11.

*Fasciola Cervi*, *Schrank*, *Vet. Acad. N. Handl.* 1790, 123, n. 23.

*Fasciola elaphi*, *Gmelin*, *Syst. Nat.* 3054, n. 7; *Bosc*, *Hist. Nat. Vers*, i. 269.



*Monostoma elaphi*, Zeder, *Nachtrag*, 150.

*Monostoma conicum*, Zeder, *Naturg.* 188, n. 1.

*Amphistoma conicum*, Rudolphi, *Hist. Nat. Entoz.* ii. pt. 1, 349; *Synopsis*, 91 & 360, n. 17; Nitzsch, *Allg. Encyk.* iii. 398; Westrumb, *Isis*, 1824, iv. 397; Laurer, *de Amphistom. Con.* 1830, f. 1-4; Gurlt, *Path. Anat. d'Haussaiig.* i. 369, t. 8, f. 25-28; Lamarck, *An. S. Vert.* iii. 189, 2nd ed. iii. 627; Deslongchamps, *Enc. Méth. Vers*, 56; Diesing, *Ann. Mus. Wien.* i. 246, t. 23, f. 1-4; Creplin, *Allg. Encyk.* xxxii. 286; Dujardin, *Hist. Nat. Helminth.* 332; Cuvier, *Règn. An. Ed. Crochard*, *Zooph.* t. 28, f. 2.

*Hab.* Stomach of the Ox, *Bos taurus*, and the Elk, *Alces palmatus*.

From the collection of M. Siebold.

#### 4. AMPHISTOMA SUBCLAVATUM.

*Fasciola subclavata*, Pallas, *de Infest. Viv.* 29, n. 2; Schrank, *Verzeichn.* 19, n. 66.

*Planaria subclavata*, Goeze, *Naturg.* 93 & 178, t. 15, f. 2, 3.

*Fasciola ranæ*, Gmelin, *Syst. Nat.* 3055, n. 18; Bosc, *Hist. Nat. Vers*, i. 270.

*Distoma subclavatum*, Zeder, *Nachtrag*, 48 & 185.

*Hirudo tuba*, Braiin, *Hist. Hirud.* 49, t. 5-8.

*Amphistoma subclavatum*, Rudolphi, *Wiedm. Arch.* iii. pt. 1, 92; *Hist. Nat. Entoz.* ii. pt. 1, 348; *Synopsis*, 90 & 358, n. 14; Zeder, *Naturg.* 198, n. 1, t. 3, f. 3; Lamk. *An. S. Vert.* iii. 189, 2nd ed. iii. 627; Nitzsch, *Encyk. Allg.* iii. 398; Westrumb, *Isis*, 1823, 369; Bremser, *Vers Intest. de l'Homme*, 132; *Icon. Helminth.* t. 8, f. 30, 31; Blainville, *Dict. Sc. Nat.* lvii. 583; Deslongchamps, *Enc. Méth. Vers*, 56; Dujardin, *Hist. Nat. Helminth.* 336.

*Diplodiscus subclavatus*, Diesing, *Ann. Mus. Wien.* i. pt. 2, 253, t. 24, f. 19-24; Creplin, *Encyk. Allg.* xxxii. 286; Nordmann, in *Lamk. An. S. Vert.* 2nd ed. iii. 629.

*Amphistoma unguiculatum*, Rudolphi, *Synopsis*, 91 & 360, n. 16 (fide Dujardin); Deslongchamps, *Enc. Méth. Vers*, 56; Westrumb, *Isis*, 1823, iv. 397.

*Diplodiscus unguiculatus*, Diesing, *Ann. Mus. Wien.* i. pt. 2, 254, t. 24, f. 25-27.

*Hab.* Lower intestine of the Frog, *Rana temporaria*.

From the collection of M. Siebold.

#### VII. MONOSTOMA.

*Fasciola* (sp.), Goeze, Frölich, Gmelin.

*Festucaria*, Schrank, *Samm. Nat. Hist.*

*Cucullanus* (sp.), *Muller, Schrank.*

*Monostoma*, *Zeder, Rudolphi, Lamarck, Blainville, Bremser, Creplin, Dujardin, &c.*

*Notocotylus*, *Diesing.*

### 1. MONOSTOMA FABÆ.

*Monostoma faba*, *Bremser, in Schmalz, Tab. Anat. ii. t. 6, f. 1-9, 1831; Creplin, Wiegmann, Arch. 1839, i. t. 1, f. 1, 2; Allg. Encyk. xxxii. 286; Nordmann, in Lamk. An. S. Vert. 2nd ed. iii. 625; Dujardin, Hist. Nat. Helminth. 346.*

*Monostoma geminum*, *MSS. olim Bremser.*

*Monostoma bijugum*, *Miescher, Besch. und Untersuch. des Monostom. bijug. 1838.*

*Hab.* Cutaneous tubercles in the common Sparrow, *Passer domesticus.*

From the collection of M. Siebold.

### 2. MONOSTOMA MUTABILE.

*Monostoma mutabile*, *Zeder, Nachtrag, 154; Naturg. 189, n. 6, t. 3, f. 1; Rudolphi, Hist. Nat. Entoz. ii. pt. 1, 333; Synopsis, 85, n. 16; Siebold, Wiedm. Arch. 1835, i. 49, t. 1; Leuckart, Zool. Bruchst. iii. 1842, 35, t. 1, f. 12; Dujardin, Hist. Nat. Helminth. 351.*

*Monostomum microstomum*, *Creplin, Nov. Obs. de Ent. 49, t. 1, f. 10, 11; Mehlis, Isis, 1831, 171.*

*Hab.* Cavity below the eye (*Antrum Highmorianum*) of the common Goose, *Anser domesticus.*

From the collection of M. Siebold.

### 3. MONOSTOMA VERRUCOSUM.

*Fasciola verrucosa*, *Frölich, Naturforsch. xxiv. 112, t. 4, f. 5-7.*

*Fasciola anseris*, *Gmelin, Syst. Nat. 3055, n. 14.*

*Festucaria pedata*, *Schrank, Samm. Naturhist. Aufs. 335.*

*Monostoma verrucosum*, *Zeder, Nachtrag, 155; Naturg. 189, n. 7; Rudolphi, Hist. Nat. Entoz. ii. pt. 1, 331; Synopsis, 84 & 344, n. 12; Creplin, Allg. Encyk. xxxii. 285; Lamarck, Hist. An. S. Vert. iii. 187, 2nd ed. iii. 624; Deslongchamps, Enc. Méth. Vers, 558; Dujardin, Hist. Nat. Helminth. 355; Bellingham, Ann. & Mag. Nat. Hist. 1844, xiii. 336.*

*Notocotylus triserialis*, *Diesing, Ann. Mus. Wien. ii. 234, t. 15, f. 23-25.*

*Hab.* Large intestines of the Spotted Crake, *Ortygometra porzana.*

From the collection of M. Siebold.

## 4. MONOSTOMA TRIGONOCEPHALUM.

*Monostoma trigonocephalum*, *Rudolphi, Hist. Nat. Entoz.* ii. pt. 1, 336; *Synopsis*, 86 & 349, n. 20; *Bellingham, Ann. & Mag. Nat. Hist.* 1844, xiii. 337; *Dujardin, Hist. Nat. Helminth.* 358.

*Hab.* Intestines of the Green Turtle, *Chelonia viridis*.

From the collection of M. Siebold.

## 5. MONOSTOMA FILICOLLE.

*Monostoma filicolle*, *Rudolphi, Synopsis Entoz.* 85 & 347, n. 18, *Dujardin, Hist. Nat. Helminth.* 361, n. 21.

*Distoma Okenii*, *Kollicher?* fide *MSS. in Mus. Brit.*

*Hab.* Branchial cavity of Ray's Sea Bream, *Brama Raii*, from Naples.

From the collection of Professor Kollicher.

## VIII. HOLOSTOMUM.

*Planaria* (sp.), *Goeze*.

*Fasciola* (sp.), *Gmelin*.

*Alaria*, *Schrank, Verzeichn.*

*Festucaria* (sp.), *Schrank, Frölich*.

*Strigea*, *Abildgaard*.

*Amphistoma* (sp.), *Zeder, Rudolphi, Bremser*.

*Distoma* (sp.), *Rudolphi*.

*Holostoma*, *Nitzsch, Blainville, Cuvier, Gurlt, Creplin, Nordmann, Dujardin, &c.*

## 1. HOLOSTOMUM ALATUM.

*Planaria alata*, *Goeze, Naturg.* 177, t. 14, f. 11-13.

*Fasciola vulpis*, *Gmelin, Syst. Nat.* 3053, n. 4.

*Alaria vulpis*, *Schrank, Verzeichn.* 52, n. 157.

*Festucaria alata*, *Schrank, Vet. Ac. N. Hand.* 1790, 118.

*Fasciola alata*, *Rudolphi, Obs.* pt. 1, 3, pt. 2, 15; *Wiedm. Arch.* iii. pt. 1, 84.

*Distoma vulpina*, *Abildgaard, Dansk. Selsk. Skrivt.* i. pt. 1, 63; *Vers.* 58, t. 5, f. 6, a.-c.

*Distoma alatum*, *Zeder, Nachtrag*, 177; *Naturg.* 213, n. 14; *Rudolphi, Hist. Nat. Entoz.* ii. pt. 1, 402; *Synopsis*, 112 & 412, n. 96.

*Holostomum alatum*, *Nitzsch, Allg. Encyk.* iii. 390; *Blainville, Dict. Sc. Nat.* lvii. 583; *Gurlt, Path. Anat. d'Haussaiig.* 375, t. 8, f. 39, 40; *Creplin, Allg. Encyk.* xxxii. 287; *Nov. Obs. de Entoz.* 66; *Nordmann, in Lamk. An. S. Vert.* 2nd ed. iii. 628; *Du-*

*jardin, Hist. Nat. Helminth.* 367; *Cuvier, Règn. An. Ed. Crochard, Zooph.* t. 28, f. 1.

*Hab.* Intestines of the Fox, *Canis vulpes*.

From the collection of M. Siebold.

## 2. HOLOSTOMUM MACROCEPHALUM.

*Planaria teres* poro simplici (part), *Goeze, Naturg.* 173, 174, t. 14, f. 4-6.

*Festucaria strigis*, *Schrank, Verzeichn.* 16, n. 55; *Frölich, Naturforsch.* xxix. 51.

*Fasciola strigis*, *Gmelin, Syst. Nat.* 3055, n. 11; *Bosc, Hist. Nat. Vers.* i. 269.

*Strigea*, *Abildgaard, Dansk. Selsk. Skrivt.* i. pt. 1, 37; *Vers*, 33, t. 5, f. 5, a.-c.

*Amphistoma*, *Rudolphi, Wiedm. Arch.* ii. pt. 1, 50.

*Amphistoma macrocephalum*, *Rudolphi, Wiedm. Arch.* iii. pt. 2, 1803, 21; *Hist. Nat. Entoz.* ii. pt. 1, 340; *Synopsis*, 88 & 354, n. 3; *Bremser, Icon. Helminth.* t. 8, f. 18, 19, 21, 22; *Lamarck, An. S. Vert.* iii. 188, 2nd ed. iii. 626; *Bellingham, Ann. & Mag. Nat. Hist.* 1844, xiii. 338.

*Amphistoma clavigerum*, *Zeder, Naturg.* 199, n. 2.

*Amphistoma striatum*, *Rudolphi, Hist. Nat. Entoz.* ii. pt. 1, 343, n. 3; *Lamarck, An. S. Vert.* iii. 188, 2nd ed. iii. 626.

*Amphistoma Falconis Palumbæ*, *Rudolphi*, l. c., 352.

*Strigea Falconis Palumbi*, *Viborg, Ind. Mus. Vet. Hafn.* 243, n. 193.

*Festucaria otidis*, *Frölich, Naturforsch.* xxix. 53.

*Holostomum variabile*, *Nitzsch, Allg. Encyk.* iii. 400.

*Holostomum macrocephalum*, *Blainville, Dict. Sc. Nat.* lvii. 584, 1828; *Creplin, Nov. Obs. de Entoz.* 50, 1829; *Allg. Encyk.* xxxii. 288; *Dujardin, Hist. Nat. Helminth.* 368.

*Hab.* Intestines of the Long-eared Owl, *Otus vulgaris*.

From the collection of M. Siebold.

## 3. HOLOSTOMUM ERRATICUM.

*Amphistoma erraticum*, *Rudolphi, Hist. Nat. Entoz.* ii. pt. 1, 344; *Synopsis*, 89 & 356, n. 7; *Lamarck, An. S. Vert.* iii. 189, 2nd ed. iii. 626.

*Holostomum erraticum*, *Dujardin, Hist. Nat. Helminth.* 373.

*Hab.* Intestines of the Red-throated Diver, *Colymbus septentrionalis*.

From the collection of M. Siebold.

## 4. HOLOSTOMUM CORNU.

*Amphistoma cornu*, *Nitzsch, in Rudolphi, Synopsis Entoz.* 89 & 357, n. 9; *Lamarck, An. S. Vert.* iii. 189, 2nd ed. iii. 626.



*Holostomum cornu*, *Dujardin, Hist. Nat. Helminth.* 374.

*Hab.* Intestines of the common Heron, *Ardea cinerea*.

From the collection of M. Siebold.

#### 5. HOLOSTOMUM LONGICOLLE.

*Amphistoma longicolle*, *Rudolphi, Synopsis Entoz.* 87 & 352, n. 1 ;  
*Bremser, Icon. Helminth.* 68, f. 15, 16 ; *Blainville, Dict. Sc. Nat.*  
lvii. 583 ; *Guerin, Icon. Règn. An. Zooph.* t. 10, f. 3.

*Holostomum longicolle*, *Dujardin, Hist. Nat. Helminth.* 374.

*Hab.* Intestines of the Black-headed Gull, *Larus ridibundus*.

From the collection of M. Siebold.

#### 6. HOLOSTOMUM SPATHACEUM.

*Distoma spathaceum*, *Rudolphi, Synopsis Entoz.* 109 & 403, n. 83.

*Holostomum spathaceum*, *Dujardin, Hist. Nat. Helminth.* 375 ;  
*Nordmann, in Lamk. Hist. An. S. Vert.* 2nd ed. iii. 628.

*Hab.* Intestines of the Herring Gull, *Larus argentatus*.

From the collection of M. Siebold.

#### 7. HOLOSTOMUM SPATULA.

*Amphistoma macrocephalum* (part), *Rudolphi, Synopsis Entoz.* 88 ;  
*Bremser, Icon. Helminth.* t. 8, f. 17 & 20.

*Holostomum spatula*, *Creplin, Nov. Obs. de Entoz.* 50 ; *Mehlis, Isis*,  
1831, 175 ; *Nordmann, in Lamk. An. S. Vert.* 2nd ed. iii. 628 ;  
*Dujardin, Hist. Nat. Helminth.* 369.

*Hab.* Intestines of the Sparrow Hawk, *Accipiter nisus*.

From the collection of M. Siebold.

#### 8. HOLOSTOMUM PLATYCEPHALUM.

*Holostomum platycephalum*, *Creplin, Nov. Obs. de Entoz.* 39 ;  
*Dujardin, Hist. Nat. Helminth.* 376.

*Hab.* Bursa Fabricii of the Red-throated Diver, *Colymbus septentrionalis*.

From the collection of M. Siebold.

#### 9. HOLOSTOMUM VARIEGATUM.

*Holostomum variegatum*, *Creplin, Observ. de Entoz.* 38, f. 4-6 ;  
*Dujardin, Hist. Nat. Helminth.* 376.

*Hab.* Intestines of the lesser Black-backed Gull, *Larus fuscus*.

From the collection of M. Siebold.

## 10. HOLOSTOMUM URNIGERUM.

*Amphistoma urnigerum*, *Rudolphi, Synopsis Entoz.* 89 & 356, n. 8; *Bremser, Icon. Helminth.* t. 8, f. 24-27; *Creplin, Obs. de Entoz.* 41; *Blainville, Dict. Sc. Nat.* lvii. 583.

? *Holostomum urnigerum*, *Dujardin, Hist. Nat. Helminth.* 378.

? *Codonocephalus mutabilis*, *Diesing, Syst. Helminth.* i. 317.

*Hab.* Hydatid cysts in the peritoneum of *Rana esculenta*.

From the collection of M. Siebold.

## IX. DISTOMA.

*Fasciola*, *Linneus, Bloch, Muller, Schrank, Gmelin, Braun, Lamarck, Bosc, Frölich, Blainville.*

*Planaria*, *Goeze.*

*Distoma*, *Retzius, Zeder, Abildgaard, Rudolphi, Bremser, Mehlis, Gurtl, Creplin, Nordmann, Dujardin, &c.*

*Distomum*, *Diesing.*

(Subgenus I. CLADOCELIUM, *Dujardin.*)

## 1. DISTOMA HEPATICUM.

*Redi, Anim. Viv.* 133; *Vers*, 98; *Daubenton, Allg. Hist. der Natur.* ii. pt. 2, 213, t. 12, f. 2-5; *Schoeffer, Die Egelschnecker in der Lebern, &c.* 44, t. 1.

*Fasciola hepatica*, *Linneus, Faun. Suec.* n. 2075; *Syst. Nat.* ed. xii. 1077, n. 1; *Muller, Zool. Dan. Prodrum.* n. 2707; *Hist. Verm.* i. pt. 2, 7 & 52; *Naturforsch.* xviii. 34, t. 3, f. 11; *Fabricius, Faun. Groenl.* 327, n. 312; *Pennant, Brit. Zool.* iv. 30; *Borlase, Nat. Hist. Cornwall*, t. 20, f. 10; *Schrank, Verzeichn.* 17, n. 56; *Gmelin, Syst. Nat.* 3053, n. 1; *Tab. Encyc.* t. 79, f. 1-11; *Frölich, Naturforsch.* xxix. 55; *Rudolphi, Obs.* pt. 1, 28; *Wiedm. Arch.* iii. pt. 1, 62; *Jördens, Helminthol.* t. 7, f. 13, 14; *Bosc, Hist. Nat. Vers*, i. 268; *Turton, British Fauna*, 126; *Lamarck, An. S. Vert.* iii. 182, 2nd ed. iii. 618; *Blainville, Dict. Sc. Nat.* lvii. 585, t. 41, f. 2; *Deslongchamps, Enc. Méth. Vers*, 258; *Guerin, Icon. Règn. An. Zooph.* t. 10, f. 6, 6a, b.

*Planaria latiuscula*, *Goeze, Naturg.* 169.

*Fasciola humana*, *Gmelin, S. N. l. c. n.* 2.

*Distoma hepaticum*, *Zeder, Nachtrag*, 165; *Naturg.* 209, n. 1; *Rudolphi, Hist. Nat. Entoz.* ii. pt. 1, 352; *Synopsis*, 92 & 363, n. 1; *Bremser, Traité des Vers Intest.* 133 & 265, t. 9, f. 1, 1c; *Otto, Ub. d. Nerven. Syst. dans Magas, Berlin Gesells. Naturf.* viii. 228, t. 6, f. 7-10; *Olfers, Comment. d. Veget. et Anim. Corp.*

i. 4; *Gæde, Diss. de Insect. Verm. struct.* 8; *Bojanus, Isis*, 1821, 170 & 305, t. 2, f. 20–23, t. 4, f. a, b, c; *Mehlis, Obs. de Distom.* 1; *Gurlt, Lehrb. d. Path. Anat. d'Haussaiig.* t. 8, f. 29–33; *Cuv. Règn. An.* iii. 263, *Ed. Crochard, Zoophytes*, t. 36; *Owen, Lectures on Comparative Anat.* 56, f. 27; *Cyclop. Anat. & Phys.* ii. 121, f. 64; *Bellingham, Ann. & Mag. Nat. Hist.* 1844, xiii. 423; *Dujardin, Hist. Nat. Helminth.* 389; *Diesing, Syst. Helminth.* i. 332.

*Hab.* Liver of the Sheep, *Ovis aries*.

a. From the collection of M. Siebold.

b. From the collection of Dr. Leach.

(Subgenus II. DICROCELIIUM, *Dujardin.*)

## 2. DISTOMA LANCEOLATUM.

*Egelschnecke, Schoeffer, Die Egelschn.* 20–45, f. 9, 13, 16.

*Fasciola hepatica*, *Bloch, Abhand.* 5, t. 1, f. 3, 4; *Bosc, Hist. Nat. Vers* (part).

*Planaria latiuscula*, *Goeze, Naturg.* 171.

*Distoma hepaticum*, *Zeder, Nachtrag*, 167 (note 2); *Rudolphi, Hist. Nat. Entoz.* l. c. (part); *Olfers, Comment. de Veget. et Anim.*; *Bremser, Traité des Vers Intest.* 265, t. 8, f. 3, 4; *Bojanus, Isis*, 1821, 173–176, t. 3, f. 24–27 (young); *Creplin, Allg. Encyk.* xxxii. 288.

*Fasciola lanceolata*, *Rudolphi, Wiedm. Arch.* iii. pt. 2, 24.

*Distoma lanceolatum*, *Mehlis, Obs. de Distom.* 3, f. 19–24; *Gurlt, Lehrb. d. Path. Anat. d'Haussaiig.* t. 8, f. 34, 35; *Dujardin, Hist. Nat. Helminth.* 391, n. 2; *Owen, Lectures on Comp. Anat.* 58, f. 28; *Diesing, Syst. Helminth.* i. 333.

*Hab.* Biliary ducts of the common Cat, *Felis Catus domesticus*.

From the collection of M. Siebold.

## 3. DISTOMA MACROURUM.

*Distoma longicauda*, *Rudolphi, Hist. Nat. Entoz.* ii. pt. 1, 372.

*Distoma macrourum*, *Rudolphi, Synopsis Ent.* 98, n. 30; *Creplin, Wieg. Archiv.* 1846, 132; *Diesing, Syst. Helminth.* i. 345.

? *Distoma albicolle*, *Rudolphi, Synops.* 98 & 376, n. 29.

? *Distoma clathratum*, *Deslongchamps, Enc. Méth. Vers*, 265, n. 35; *Dujardin, Hist. Nat. Helminth.* 393.

? *Distoma attenuatum*, *Dujardin, Hist. Nat. Helminth.* 392.

*Hab.* Gall bladder of the common Swift, *Cypselus apus*.

From the collection of M. Siebold.

## 4. DISTOMA OVATUM.

*Hirudo fasciolaris*, Muller, *Zool. Dan.* ii. 17, t. 54, f. 1-3.

*Fasciola ovata*, Rudolphi, *Wieg. Arch.* iii. pt. 2, 25.

*Distoma ovatum*, Rudolphi, *Hist. Nat. Entoz.* ii. pt. 1, 357; *Synopsis*, 93, n. 2; Dujardin, *Hist. Nat. Helminth.* 394; Diesing, *Syst. Helminth.* i. 335.

*Hab.* Bursa Fabricii of the Magpie, *Pica caudata*.

From the collection of M. Siebold.

## 4. DISTOMA CYLINDRACEUM.

*Swammerdam*, *Bibl. Natur.* 317.

*Fasciola subclavata* (part), Pallas, *Diss. Infest. Viv.*

*Planaria cylindrica*, Goeze, *Naturg.* 174 (note).

*Distoma cylindraceum*, Zeder, *Nachtrag*, 188, t. 4, f. 4-6; *Naturg.* 217, n. 27; Rudolphi, *Hist. Nat. Entoz.* ii. pt. 1, 393; *Synopsis*, 106, n. 66; Deslongchamps, *Enc. Méth. Vers.* 272; Bellingham, *Ann. & Mag. Nat. Hist.* 1844, xiii. 424; Dujardin, *Hist. Nat. Helminth.* 395; Diesing, *Syst. Helminth.* i. 368.

*Fasciola cylindracea*, Rudolphi, *Wiedm. Arch.* iii. pt. 1, 83; Lamarck, *An. S. Vert.* iii. 183; 2nd ed. iii. 620.

*Brachylæmus cylindraceus*, Blanchard, *Ann. Sc. Nat.* 1847, 295-8, t. 12, f. 2.

*Hab.* Lungs of the Frog, *Rana temporaria*.

From the collection of M. Siebold.

## 5. DISTOMA CYGNOIDES.

Loschge, *Naturforsch.* xxi. 10-14, t. 1, f. A.-G.

*Distoma cygnoides*, Zeder, *Nachtrag*, 175; *Naturg.* 213, n. 13; Rudolphi, *Hist. Nat. Entoz.* ii. pt. 1, 367; *Synopsis*, 96 & 370, n. 19; Dujardin, *Hist. Nat. Helminth.* 396; Diesing, *Syst. Helminth.* i. 342.

*Hab.* Urinary bladder of *Rana esculenta*.

From the collection of M. Siebold.

## 6. DISTOMA HIANIS.

*Distoma œsophagi Ardeæ nigræ*, Viborg, *Ind. Mus. Vet. Hafn.* 242, n. 177.

*Distoma hians*, Rudolphi, *Hist. Nat. Entoz.* ii. pt. 1, 359; *Synopsis*, 94 & 366, n. 7; Dujardin, *Hist. Nat. Helminth.* 399; Diesing, *Syst. Helminth.* i. 337.

*Hab.* Trachea of the White Stork, *Ciconia alba*.

From the collection of M. Siebold.



(Subgenus III. BRACHYCÆLIUM, *Dujardin.*)

## 7. DISTOMA CLAVIGERUM.

*Fasciola Ranæ*, *Frölich, Naturforsch.* xxv. 69, t. 3, f. 7, 8 (nec synonym).

*Distoma clavigerum*, *Rudolphi, Synopsis Entoz.* 103 & 389, n. 52; *Bellingham, Ann. & Mag. Nat. Hist.* 1844, xiii. 424; *Dujardin, Hist. Nat. Helminth.* 404; *Diesing, Syst. Helminth.* i. 352.

*Hab.* Intestines of the common Frog, *Rana temporaria*.

From the collection of M. Siebold.

## 8. DISTOMA CRASSICOLLE.

*Fasciola Salamandræ*, *Frölich, Naturforsch.* xxiv. 119, t. 4, f. 8-10; *Gmelin, Syst. Nat.* 3055, n. 17; *Bosc, Hist. Nat. Vers.* i. 270.

*Distoma Salamandræ*, *Zeder, Naturg.* 215.

*Distoma crassicolle*, *Rudolphi, Hist. Nat. Entoz.* ii. pt. 1, 378; *Synopsis*, 102 & 385, n. 46; *Dujardin, Hist. Nat. Helminth.* 404; *Diesing, Syst. Helminth.* i. 356.

*Hab.* Intestines of *Salamandra maculata*.

From the collection of M. Siebold.

(Subgenus IV. EURYSOMA, *Dujardin.*)

## 9. DISTOMA SQUAMULA.

*Distoma squamula*, *Rudolphi, Synopsis Entoz.* 103 & 390, n. 53; *Bremser, Icon. Helminth.* t. 9, f. 9, 10; *Dujardin, Hist. Nat. Helminth.* 406.

*Monostoma squamula*, *Diesing, Syst. Helminth.* i. 321.

*Hab.* Intestines of the Pole Cat, *Putorius fœtidus*.

From the collection of M. Siebold.

(Subgenus V. BRACHYLAIMUS, *Dujardin.*)

## 10. DISTOMA MACULOSUM.

*Fasciola hirundinis*, *Frölich, Naturforsch.* xxv. 75.

*Distoma hirundinum*, *Zeder, Nachtrag*, 169; *Naturg.* 210, n. 3.

*Fasciola maculosa*, *Rudolphi, Wiedm. Arch.* iii. pt. 1, 67.

*Distoma maculosum*, *Rudolphi, Hist. Nat. Entoz. ii. pt. 1, 374; Synopsis, 100 & 382, n. 37; Dujardin, Hist. Nat. Helminth. 412; Diesing, Syst. Helminth. i. 349.*

*Hab.* Intestines of the Martin, *Chelidon urbica*.

From the collection of M. Siebold.

#### 11. DISTOMA VARIEGATUM.

*Monostoma ellipticum*, *Rudolphi, Hist. Nat. Entoz. ii. pt. 1, 333; Synopsis, 84 & 344, n. 13; Bremser, Icon. Helminth. t. 8, f. 12-14; Blainville, Dict. Sc. Nat. lvii. 582; Nordmann, in Lamk. An. S. Vert. 2nd ed. iii. 625.*

*Monostoma bombynæ*, *Zeder, Nachtrag, 160; Naturg. 190, n. 8.*

*Distoma variegatum*, *Creplin, Allg. Encyk. xxxii. 282; Dujardin, Hist. Nat. Helminth. 416, n. 37; Diesing, Syst. Helminth. i. 354.*

*Hab. a.* Lungs of *Bufo igneus*.

From the collection of M. Siebold.

*Hab. b.* Lungs of *Rana esculenta*.

From the collection of M. Siebold.

#### 12. MONOSTOMA GLOBIPORUM.

*Fasciola bramæ*, *Muller, Zool. Dan. Prodr. n. 2714; Zool. Dan. i. 33. t. 30, f. 5; Schrank, Verzeichn. 20, n. 67; Vet. Acad. N. Handl. 1790, 123, n. 22; Gmelin, Syst. Nat. 3058, n. 38; Tab. Encyc. t. 79, f. 19; Bosc, Hist. Nat. Vers, i. 274.*

*Fasciola tincaæ*, *Modeer, Vet. Acad. N. Handl. 1790, 127.*

*Fasciola longicollis*, *Frölich, Naturforsch. xxv. 73, t. 3, f. 9-11.*

*Distoma cyprinaceum*, *Zeder, Nachtrag, 181.*

*Distoma carinatum*, *Zeder, Naturg. 217, n. 25.*

*Distoma bramæ*, *Zeder, l. c. n. 18, n. 29.*

*Fasciola globipora*, *Rudolphi, Wiedm. Archiv. iii. pt. 1, 72.*

*Distoma globiporum*, *Rudolphi, Hist. Nat. Entoz. ii. pt. 1, 364; Synopsis, 96, n. 17; Burmeister, Wieg. Archiv. 1835, ii. 187, t. 2; Siebold, l. c. 1836, i. 217, t. 6; Deslongchamps, Enc. Méth. Vers, 261; Ehrenberg, Mém. Acad. Berlin, 1837, xxii. 167 & 179, t. 1, f. 1; Dujardin, Hist. Nat. Helminth. 417; Diesing, Syst. Helminth. i. 341.*

*Fasciola globifera*, *Lamarck. An. S. Vert. iii. 182; 2nd ed. iii. 618.*

*Hab.* Intestines of the Bleak, *Leuciscus alburnus*.

From the collection of M. Siebold.

#### 13. DISTOMA TERETICOLLE.

*Fasciola lucii*, *Müller, Schrift. Berlin Naturf. Fr. i. 203; Naturforsch. xiv. 136; Zool. Dan. Prodr. 2713; Zool. Dan. i. 33, t. 30, f. 7;*

ii. t. 78, f. 6-8; *Schrank, Verzeichn.* 18, n. 60; *Gmelin, Syst. Nat.* 3058, n. 36; *Tab. Encyc.* t. 79, f. 29-23; *Bosc, Hist. Nat., Vers.* i. 274.

Das Doppelloch, *Bloch, Beschüft. Berlin, Nat. Fr.* iv. 537, t. 14, f. 1-4.

Das langhalsige Doppelloch, *Bloch, Abhand.* 6.

*Planaria lucii*, *Goeze, Naturg.* 172, t. 14, f. 3 (bad figure).

*Distoma lucii*, *Zeder, Nachtrag*, 173; *Naturg.* 213, n. 12, t. 3, f. 2.

*Fasciola tereticollis*, *Rudolphi, Wiedm. Arch.* iii. pt. 1, 74; *Blainville, Dict. Sc. Nat.* lvii. 585.

*Distoma tereticolle*, *Rudolphi, Hist. Nat. Entoz.* ii. pt. 1, 379; *Synopsis*, 102 & 386, n. 47, t. 2, f. 5; *Bremser, Icon. Helminth.* t. 9, f. 5, 6; *Dujardin, Hist. Nat. Helminth.* 419; *Diesing, Syst. Helminth.* i. 358.

*Fasciola longicollis*, *Lamarck, An. S. Vert.* iii. 183; 2nd ed. iii. 619.

Douve à long cou, *Jurine, Ann. Sc. Nat.* 1824, ii. 489.

Var. *a*.

*Distomum rosaceum*, *Nordmann, Mikrog. Beitr.* i. 82, t. 8, f. 1-5 & 11.

*Hab.* Stomach of the Pike, *Esox lucius*.

From the collection of M. Siebold.

(Sub-genus VI. APOBLEMA, *Dujardin.*)

14. DISTOMA APPENDICULATUM.

*Fasciola appendiculata*, *Rudolphi, Wiedm. Arch.* iii. pt. 1, 78, t. 2, f. 6 *a, b*.

*Distoma appendiculatum*, *Rudolphi, Hist. Nat. Entoz.* ii. pt. 1, 400, n. 41, t. 5, f. 2; *Synopsis*, 110 & 404, n. 85; *Bellingham, Ann. & Mag. Nat. Hist.* 1844, xiii. 425; *Dujardin, Hist. Nat. Helminth.* 420; *Diesing, Syst. Helminth.* i. 370.

*Distoma crenatum*, *Rudolphi, Hist. Nat. Entoz.* ii. pt. 1, 404, t. 5, f. 1.

*Fasciola crenata*, *Rudolphi, Wiedm. Arch.* iii. pt. 1, 76, t. 2, f. 5 *a, b*.

*Fasciola alosæ*, *Hermann, Naturforsch.* xix. 46, t. 2, f. 8 *a, b*.

*Fasciola clupeæ*, *Schrank, Verzeichn.* 20, n. 68.

*Distoma clupeæ*, *Zeder, Naturg.* 218, n. 28.

*Distoma clupeæ Rhenanæ*, *Rudolphi, Hist.* ii. 437, n. 77.

? *Distoma affine*, *Rudolphi, Synopsis*, 110 & 406, n. 86.

*Hab.* Stomach of the Shad, *Clupea alosa*.

From the collection of M. Siebold.

(Sub-genus VII. ECHINOSTOMA, *Dujardin*.)

## 15. DISTOMA TRIGONOCEPHALUM.

*Planaria teres duplici poro (putorii)*, *Goeze, Naturg.* 175, t. 14, f. 7, 8.

*Planaria teres duplici poro (melis)*, *Goeze, l. c.* 176, t. 14, f. 9, 10.

*Fasciola putorii*, *Schrank, Verzeichn.* 17, n. 57; *Gmelin, Syst. Nat.* 3053, n. 5; *Rudolphi, Obs.* pt. 1, 25; *Bosc, Hist. Nat. Vers.* i. 268.

*Fasciola melis*, *Schrank, l. c.* n. 58; *Gmelin, Syst. Nat.* l. c. n. 6; *Rudolphi, Obs.* pt. 1, 26; *Bosc, Hist. Nat. Vers.* i. 268.

*Fasciola armata*, *Rudolphi, Obs.* pt. 2, 16; *Wiedm. Arch.* iii. pt. 1, 88.

*Distoma melis*, *Zeder, Nachtrag*, 194.

*Fasciola trigonocephala*, *Rudolphi, Wiedm. Arch.* iii. pt. 1, 87; *Lamarck, An. S. Vert.* iii. 184; 2nd ed. iii. 621.

*Distoma armatum*, *Zeder, Naturg.* 220, n. 34.

*Distoma trigonocephalum*, *Rudolphi, Hist. Nat. Entoz.* ii. pt. 1, 415; *Synopsis*, 114, n. 103; *Bellingham, Ann. & Mag. Nat. Hist.* 1844, xiii. 425; *Dujardin, Hist. Nat. Helminth.* 423; *Diesing, Syst. Helminth.* i. 381.

*Hab.* Intestines of the Pole Cat, *Putorius fœtidus*.

From the collection of M. Siebold.

## 16. DISTOMA ECHINATUM.

*Cucullanus conoideus?* *Bloch, Abhand.* 35, t. 10, f. 5-7.

*Planaria teres poro simplici (part)*, *Goeze, Naturg.* 174, t. 13, f. 8-11.

*Fasciola anatis*, *Gmelin, Syst. Nat.* 3055, n. 13; *Bosc, Hist. Nat. Vers.* i. 269.

*Fasciola gruis*, *Gmelin, l. c.* n. 15; *Bosc, l. c.* 270.

*Festucaria anatis*, *Schrank, Verzeichn.* 16, n. 54.

*Festucaria boschadis*, *Schrank, Vet. Acad. N. Hand.* 1790, 122, n. 18; *Naturhist. Aufs.* 332, t. 5, f. 16, 17.

*Distoma anatis*, *Zeder, Nachtrag*, 196.

*Distoma anatis fuscae*, *Viborg, Ind. Mus. Vet. Hafn.* 243, n. 189; *Rudolphi, Hist. Entoz.* ii. pt. 1, 431.

*Distoma echinatum*, *Zeder, Naturg.* 220, p. 35; *Rudolphi, Hist. Nat. Entoz.* ii. pt. 1, 418; *Synopsis*, 115 & 416, n. 106; *Bremser, Vers Intest. de l'Homme*, 134; *Icon. Helminth.* t. 10, f. 4, 5; *Bellingham, Ann. & Mag. Nat. Hist.* 1844, xiii. 426; *Dujardin, Hist. Nat. Helminth.* 426; *Diesing, Syst. Helminth.* i. 383.

*Distoma gruis*, *Zeder, Naturg.* 221, n. 39; *Rudolphi, Hist.* 432, n. 67.

*Hab.* Intestines of the common Corvorant, *Graculus Carbo*.

From the collection of M. Siebold.



Var. *a*.

*Distoma oxycephalum*, *Rudolphi*, *Synopsis Entoz.* 98 & 375, n. 28; *Bellingham*, *Ann. & Mag. Nat. Hist.* 1844, xiii. 423; *Dujardin*, *Hist. Nat. Helminth.* 426; *Diesing*, *Syst. Helminth.* i. 345.

*Fasciola appendiculata* (*boschadis*), *Frölich*, *Naturforsch.* xxix. 56, n. 29, t. 2, f. 8, 9.

*Distoma inerme*, *Nitzsch*, *MSS. in Rudolphi*, l. c.

*Hab.* Intestines of the domestic Cock, *Gallus domesticus*.

From the collection of M. Siebold.

17. *DISTOMA FEROX*.

*Fasciola ferox*, *Rudolphi*, *Obs.* ii. 15; *Wiedm. Arch.* iii. pt. 1, 90.

*Echinorhynchus Ardeæ nigræ*, *Braun*, *MSS. in Rudolphi*, *Hist.*

*Distoma ferox*, *Zeder*, *Naturg.* 221, n. 37; *Rudolphi*, *Hist. Nat. Entoz.* ii. pt. 1, 426; *Synopsis*, 116 & 419, n. 114; *Bremser*, *Icon. Helminth.* t. 10, f. 6-11; *Dujardin*, *Hist. Nat. Helminth.* 429; *Diesing*, *Syst. Helminth.* i. 387.

*Hab.* Tubercles of intestines of the White Stork, *Ciconia alba*.

From the collection of M. Siebold.

18. *DISTOMA SPINULOSUM*.

*Distoma spinulosum*, *Rudolphi*, *Hist. Nat. Entoz.* ii. pt. 1, 425; *Synopsis*, 116 & 419, n. 113; *Bellingham*, *Ann. & Mag. Nat. Hist.* 1844, xiii. 426; *Dujardin*, *Hist. Nat. Helminth.* 430; *Diesing*, *Syst. Helminth.* i. 392.

*Hab.* Intestines of the Red-throated Diver, *Colymbus septentrionalis*.

From the collection of M. Siebold.

(Subgenus VIII. *CROSSODERA*, *Dujardin*.)19. *DISTOMA NODULOSUM*.

*Fasciola luciopercæ*, *Muller*, *Zool. Dan. Prod.* n. 2710; *Zool. Dan.* i. 32, t. 30, f. 2; *Gmelin*, *Syst. Nat.* 3057, n. 28; *Schrank*, *Verzeichn.* 19, n. 63; *Tab. Encyc.* t. 79, f. 13; *Bosc*, *Hist. Nat. Vers.* i. 273.

*Fasciola percæ cernuæ*, *Muller*, *Zool. Dan. Prod.* n. 2711; *Zool. Dan.* i. 32, t. 30, f. 3; *Schrank*, *Verzeichn.* 19, n. 62.

*Fasciola percæ*, *Gmelin*, *Syst. Nat.* 3057, n. 29; *Tab. Encyc.* t. 79, f. 14; *Bosc*, *Hist. Nat. Vers.* i. 273.

*Planaria lagenæ*, *Braun*, *Schrift. Berlin N. Fr.* viii. 237, t. 10, f. 1-3.

- Fasciola lagenæ*, *Gmelin*, l. c. n. 30 ; *Bosc*, l. c. 273.  
*Fasciola percina*, *Schrank*, *Vet. Ac. N. Hand.* 1790, 123, n. 21.  
*Fasciola nodulosa*, *Frölich*, *Naturf.* xxv. 76 ; *Lamarck*, *An. S. Vert.* iii. 184, n. 11, 2nd ed. iii. 621.  
*Distoma nodulosum*, *Zeder*, *Nachtrag*, 190 ; *Naturg.* 219, n. 32 ;  
*Rudolphi*, *Hist. Nat. Entoz.* ii. pt. 1, 410 ; *Synopsis*, 113, n. 100 ;  
*Bremser*, *Icon. Helminth.* t. 10, f. 1-3 ; *Deslongchamps*, *Enc. Méth. Vers.* 278 ; *Dujardin*, *Hist. Nat. Helminth.* 434 ; *Diesing*, *Syst. Helminth.* i. 380.  
*Distoma luciopercæ*, *Zeder*, *Naturg.* 216, n. 23.

*Hab.* Intestines of *Perca lucioperca*.

From the collection of M. Siebold.

*Species not as yet referrible to any of the Subgenera.*

#### 20. DISTOMA CONCAVUM.

- Distoma concavum*, *Creplin*, *Observ. de Entoz.* 45, f. 7-8 ; *Dujardin*, *Hist. Nat. Helminth.* 448 ; *Diesing*, *Syst. Helminth.* i. 340.

*Hab.* Intestines of the lesser Black-backed Gull, *Larus fuscus*.

From the collection of M. Siebold.

#### 21. DISTOMA HISPIDUM.

- Distoma hispidum*, *Viborg*, *Ind. Mus. Vet. Hafn.* 243, n. 185 ; *Rudolphi*, *Synopsis Entoz.* 118 & 423, n. 120 ; *Creplin*, *Nov. Obs. de Entoz.* 73 ; *Dujardin*, *Hist. Nat. Helminth.* 470 ; *Diesing*, *Syst. Helminth.* i. 392.

- Distoma Sturionis*, *Rudolphi*, *Hist. Nat. Entoz.* ii. pt. 1, 435, n. 74.

*Hab.* Intestines of the Sturgeon, *Acipenser Sturio*.

From the collection of M. Siebold.

#### 22. DISTOMA MEGASTOMUM.

- Distoma megastomum*, *Rudolphi*, *Synopsis Entoz.* 102 & 387, n. 49 ; *Bremser*, *Vers. Intest. de l'Homme*, 131 ; *Kuhn*, *Ann. S. Obs.* 1829, ii. 463, t. 11, f. 4, 5 ; *Dujardin*, *Hist. Nat. Helminth.* 471 ; *Diesing*, *Syst. Helminth.* i. 357.

*Hab.* Stomach of the Smooth Shark, *Mustelus vulgaris*.

From the collection of M. Siebold.

23. *DISTOMA MICROCEPHALUM*, *Baird*. (Tab. II. f. 2.)

Body of an elongated oval or lanceolate shape, of a slightly yellowish-white colour, plicated transversely, the folds being very fine; head narrow, obtuse, separated from the body by a contraction; posterior extremity obtusely lanceolate; dorsal surface slightly convex; ventral surface nearly flat, or somewhat concave; anterior sucker small, terminal; ventral sucker larger, round, prominent, and surrounded by an elevated, thickened edge, and situated within 3 millimetres of the former; organs of generation placed halfway between the two suckers, and in form of an elevated papilla.

Length from 6 to 8 lines, greatest breadth  $1\frac{1}{2}$  line.

*Hab.* Stomach of the Spinous Shark, *Acanthias vulgaris*. From Falmouth Harbour.

From the collection of W. P. Cocks, Esq.

24. *DISTOMA ISOSTOMUM*.

*Distoma isostomum*, *Rudolphi*, *Synopsis Entoz.* 105 & 392, n. 62; *Creplin*, *Nov. Obs. de Entoz.* 64; *Baer*, *Nov. Act. Acad. Cæs. Nat. Cur.* xiii. 553; *Dujardin*, *Hist. Nat. Helminth.* 471; *Diesing*, *Syst. Helminth.* i. 363.

*Hab.* Ganglions in the common Cray-fish, *Potamobius astacus*.

From the collection of M. Siebold.

25. *DISTOMA CIRRIGERUM*.

*Distoma cirrigerum*, *Baer*, *Nov. Act. Acad. Nat. Cur.* xiii. 553; *Dujardin*, *Hist. Nat. Helminth.* 472.

*Distoma isostomum?* *Diesing*, *Syst. Helminth.* i. 363.

*Hab.* Hydatid tumours of the common Cray-fish, *Potamobius astacus*.

From the collection of M. Siebold.

26. *DISTOMA HOLOSTOMUM*.

*Distoma holostomum*, *Rudolphi*, *Synopsis Entoz.* 94 & 368, n. 12; *Dujardin*, *Hist. Nat. Helminth.* 446; *Diesing*, *Syst. Helminth.* i. 339.

*Hab.* Intestines of the Spotted Crake, *Ortygometra porzana*.

From the collection of M. Siebold.

## 27. DISTOMA ELONGATUM.

*Distoma elongatum*, *Mehlis, Wiegmann Archiv.* 1846, 139-46; *Diesing, Syst. Helminth.* i. 397.

*Hab.* Intestines of the Herring Gull, *Larus argentatus*.

From the collection of M. Siebold.

## X. HIRUDINELLA.

*Hirudinella*, *Garsin, Hist. Acad. Sc. Paris*, 1730; *Blainville, Dict. Sc. Nat.* lvii.

*Fasciola* (sp.), *Pallas, Menzies, Tilesius, Bosc.*

*Distoma* (sp.), *Rudolphi, Owen, Diesing.*

? *Distoma* (sp.), *Dujardin.*

## 1. HIRUDINELLA CLAVATA.

*Hirudinella marina*, *Garsin, Hist. Acad. des Scien. à Paris*, 1730, 43, cum. fig.

*Osbeck, Reise Nach. Ostind. und. China*, 1765, 392; *English Trans.* ii. 101; *Billardièrre, It.* i. 46.

*Fasciola clavata*, *Menzies, Trans. Linn. Soc.* i. 187, t. 17, f. 2; *Blainville, Dict. Sc. Nat.* lvii. 586.

*Fasciola Scombri Pelamidis*, *Tilesius, MSS. in Rudolphi.*

*Fasciola coryphænæ*, *Bosc, Hist. Nat. Vers.* i. 271, t. 9, f. 5.

*Distoma clavatum*, *Rudolphi, Hist. Nat. Entoz.* ii. pt. 1, 391; *Synopsis*, 106 & 394, n. 65; *Dujardin, Hist. Nat. Helminth.* 459; *Diesing, Syst. Helminth.* i. 366.

*Hirudinella clavata*, *Blainville, Dict. Sc. Nat.* lvii. 586.

*Hab.* Stomach of the Boneto, *Scomber Pelamys*.

a. From the collection of the Zoological Society.

b. From the collection of Dr. Leach; collected by J. Cranch, esq., along with *Pandarus cranchii*.

c. From the collection of the College of Surgeons; collected by G. Bennett, Esq.

d. From old collection.

## 2. HIRUDINELLA VENTRICOSA.

*Fasciola ventricosa*, *Pallas, Spic. Zool. Fasc.* x. 17, t. 1, f. 9, 10, 1774.

*Fasciola fusca*, *Bosc, Hist. Nat. Vers.* i. 271, t. 9, f. 4, 1802.

*Fasciola Coryphænæ Hippuridis*, *Tilesius, MSS. in Rudolphi's Hist.* ii. pt. 1, 436.



*Distoma Coryphænæ?* *Rudolphi*, l. c. 436.

*Distoma clavatum*, *Owen*, *Trans. Zool. Soc.* i. 381, t. 41, f. 17–20.

*Hab.* ——— ?

From old collection.

## ORDER IV. ACANTHOCEPHALA.

Hackenwurmer, *Zeder*.

Acanthocephala, *Rudolphi*, *Bremser*, *Cuvier*, *Blainville*, *Dujardin*,  
*Diesing*, &c.

Vers Rigidules (part), *Lamarck*.

### I. ECHINORHYNCHUS.

*Ascaris* (sp.), *Frisch*.

*Sipunculus* (sp.), *Phipps*.

*Hærucula*, *Pallas*.

*Hæruca*, *Gmelin*.

*Echinorhynchus*, *Muller*, *Goeze*, *Schrank*, *Frölich*, *Zeder*, *Rudolphi*,  
*Cuvier*, *Lamarck*, *Blainville*, *Bremser*, *Creplin*, *Dujardin*, *Diesing*,  
&c.

*Tænia* (sp.), *Pallas*.

*Acanthocephalus*, *Koelreuter*.

*Acanthrus*, *Acharius*.

#### 1. ECHINORHYNCHUS STRUMOSUS.

*Echinorhynchus strumosus*, *Rudolphi*, *Wiedm. Arch.* ii. pt. 2, 63;  
*Hist. Nat. Entoz.* ii. pt. 1, 293, t. 4, f. 3; *Synopsis*, 73, n. 41;  
*Zeder, Naturg.* 158, n. 28; *Westrumb, Helminth. Acanth.* 32, n. 61;  
*Lamarck, An. S. Vert.* iii. 200, 2nd ed. iii. 644; *Burow, Echin.*  
*Strumos. Anat. Dissert.*; *Bellingham, Ann. & Mag. Nat. Hist.*  
1844, xiii. 258; *Dujardin, Hist. Nat. Helminth.* 502; *Diesing,*  
*Syst. Helminth.* ii. 47.

*Hab.* Intestines of the common Seal, *Phoca vitulina*.

From the collection of M. Siebold.

#### 2. ECHINORHYNCHUS GIGAS.

*Pallas, Nov. Comm. Petrop.* xix. 453, t. 9, f. 3.

*Ascaris lumbricoides* (part), *Frisch, Miscell. Berol.* iii. 46–48.

*Tænia hirundinacea*, *Pallas, N. Nord. Beytr.* i. pt. 1, 107.

*Echinorhynchus gigas*, *Bloch, Abhand.* 26, t. 7, f. 1-8; *Goeze, Naturg.* 143, t. 10, f. 1-6; *Gmelin, Syst. Nat.* 3044, n. 3; *Schrank, Verzeichn.* 21, n. 72; *Tab. Encyc.* t. 37, f. 2-7; *Rudolphi, Obs.* pt. 1, 18; *Wiedm. Arch.* ii. pt. 2, 46; *Hist. Nat. Entoz.* ii. pt. 1, 251; *Synopsis*, 63 & 310, n. 1; *Zeder, Nachtrag*, 119; *Naturg.* 149, n. 1; *Lamarck, An. S. Vert.* iii. 198, 2nd ed. iii. 642; *Bosc, Hist. Nat. Vers.* ii. 5; *Westrumb, de Helminth. Acanth.* 10, n. 15, t. 2, f. 1-10; *Cloquet, Anat. Vers. Intest.* 63, t. 5-8; *Bremser, Vers. Intest. de l'Homme*, 130; *Icon. Helminth.* t. 6, f. 1-4; *Blainville, Dict. Sc. Nat.* lvii. 551; *Deslongchamps, Enc. Méth. Vers.* 302; *Cuvier, Règn. An.* iii. 261; *Guerin, Icon. R. A. Zooph.* t. 10, f. 1, 1 a; *Ed. Crochard, Zooph.* t. 35, f. 1-8; *Bojanus, Isis*, 1821, t. 10; *Dujardin, Hist. Nat. Helminth.* 503; *Diesing, Syst. Helminth.* ii. 20.

*Hab.* Intestines of the common Sow, *Sus Scrofa domestica*.

From the collection of M. Siebold.

### 3. ECHINORHYNCHUS TUBA.

*Echinorhynchus aluconis*, *Muller, Zool. Dan.* ii. 39, t. 69, f. 7-11; *Gmelin, Syst. Nat.* 3045, n. 7; *Tab. Encyc.* t. 38, f. 19-22; *Rudolphi, Obs.* pt. 2, 13; *Bosc, Hist. Nat. Vers.* ii. 6.  
*Echinorhynchus stridulæ*, *Goeze, Naturg.* 153, t. 11, f. 8-12.  
*Echinorhynchus Nyctææ*, *Schrank, Verzeichn.* 22, n. 75.  
*Echinorhynchus strigis*, *Gmelin, S. N.* n. 8; *Bosc.* l. c. n. 8.  
*Echinorhynchus tuba*, *Rudolphi, Wiedm. Arch.* ii. pt. 2, 57; *Hist. Nat. Entoz.* ii. pt. 1, 275; *Synopsis*, 70 & 324, n. 30; *Zeder, Naturg.* 153, n. 14; *Westrumb, Helminth. Acanth.* 23, n. 41; *Dujardin, Hist. Nat. Helminth.* 508; *Diesing, Syst. Helminth.* ii. 37 & 554.

*Hab.* Intestines of the Tawny Owl, *Syrnium aluco*.

From the collection of M. Siebold.

### 4. ECHINORHYNCHUS HYSTRIX.

*Echinorhynchus hystrix*, *Bremser, MSS. in Rudolphi Synopsis, Entoz.* 75 & 332, n. 46; *Westrumb, Helminth. Acanth.* 29, n. 55; *Schmalz, Tab. Anat. Entoz.* t. 11, f. 14; *Bremser, Icon. Helminth.* t. 7, f. 22, 23; *Bellingham, Ann. & Mag. Nat. Hist.* 1844, xiii. 259; *Dujardin, Hist. Nat. Helminth.* 522; *Diesing, Syst. Helminth.* ii. 45.

*Hab.* Intestines of the common Corvorant, *Graculus carbo*.

From the collection of M. Siebold.

## 5. ECHINORHYNCHUS POLYMORPHUS.

Var. *a*.

*Sipunculus lendix*, *Phipps, Voyage to the North Pole*, 194, t. 13, f. 1, A.-C.

*Echinorhynchus Anatis Mollissima*, *Muller, Naturf.* xxii. 57; *Rudolphi, Hist. Nat. Entoz.* ii. pt. 1, 304.

*Echinorhynchus borealis*, *Gmelin, Syst. Nat.* 3045, n. 10; *Rathke, Dansk. Selsk. Skrivt.* i. 71; *Zeder, Naturg.* 161, n. 38; *Bosc, Hist. Nat. Vers.* ii. 6.

*Echinorhynchus filicollis*, *Rudolphi, Hist. Nat. Entoz.* ii. pt. 1, 283; *Synopsis*, 71 & 327, n. 35; *Drummond, Mag. Nat. Hist.* 1839; *Bellingham, Ann. & Mag. Nat. Hist.* 1844, xiii, 257.

Var. *β*.

*Echinorhynchus minutus coccineus*, *Goeze, Naturg.* 165, t. 13, f. 1, 2.

*Echinorhynchus anatis boschadis*, *Goeze*, l. c. 163, t. 13, f. 6, 7.

*Echinorhynchus boschadis*, *Schrank, Verzeichn.* 27, n. 88; *Frölich, Naturf.* xxix. 66; *Bosc, Hist. Nat. Vers.* ii. 6.

*Echinorhynchus anatis*, *Gmelin, Syst. Nat.* 3045, n. 12; *Tab. Encyc.* t. 38, f. 1, A. B.; *Schrank, Verzeichn.* 26, n. 87; *Frölich, Naturf.* xxix. 68; *Bosc, Hist. Nat. Vers.* ii. 6.

*Echinorhynchus merulæ*, *Gmelin, S. N.* 3046, n. 18, 1.

*Echinorhynchus minutus*, *Zeder, Nachtrag*, 142; *Naturg.* 158, n. 27; *Rudolphi, Hist. Nat. Entoz.* ii. pt. 1, 295; *Lamarck, An. S. Vert.* iii. 199, 2nd ed. iii. 643.

*Echinorhynchus vesiculosus*, *Schrank, Vetensk. Acad. N. Handl.* 1790, 124, n. 26.

*Echinorhynchus constrictus*, *Zeder, Nachtrag*, 139; *Naturg.* 158, n. 26; *Rudolphi, Hist. Nat. Entoz.* ii. pt. 1, 296; *Lamarck, An. S. Vert.* iii. 200, 2nd ed. iii. 644.

*Echinorhynchus tenuicollis*, *Frölich, Naturf.* xxix. 69, t. 2, f. 15, 16.

*Echinorhynchus collaris*, *Schrank, Vet. Acad. N. Handl.* 1790, 124, n. 27; *Zeder, Naturg.* 159, n. 32; *Rudolphi, Hist. Nat. Entoz.* ii. pt. 1, 298.

*Echinorhynchus versicolor*, *Rudolphi, Synopsis*, 74 & 330, n. 44; *Bellingham, Ann. & Mag. Nat. Hist.* 1844, xiii. 258.

*Echinorhynchus anatum*, *Rudolphi, Synopsis*, 78, n. 78.

*Echinorhynchus polymorphus*, *Jassoy, Diss. inaug. de Echin. Polymorph.* 1820; *Westrumb, Helminth. Acanth.* 33, n. 64, t. 3, f. 8-15; *Dujardin, Hist. Nat. Helminth.* 523; *Diesing, Syst. Helminth.* ii. 49.

*Hab. a.* Intestines of the Wild Duck, *Anas Boschas* (*Echin. filicollis*, *Rud.*).

*b.* Intestines of the Scaup Duck, *Fuligula marila* (*Echin. versicolor*, *Rud.*).

From the collection of M. Siebold.

## 6. ECHINORHYNCHUS HÆRUCA.

*Hærucula*, Pallas, *Diss.*

*Tænia hæruca*, Pallas, *Elench. Zooph.* 415; *Nov. Comm. Petrop.* xix. 542, t. 9, f. 2 A; *N. Nord. Beytr.* i. pt. 1, 109, t. 3, f. 37.

*Echinorhynchus ranæ*, Goeze, *Naturg.* 158, t. 12, f. 10, 11; *Gmelin, Syst. Nat.* 3046, n. 19; *Schrank, Verzeichn.* 25, n. 83; *Zeder, Naturg.* 152, n. 9; *Bosc, Hist. Nat. Vers.* ii. 7.

*Echinorhynchus hæruca*, *Rudolphi, Wiedm. Archiv.* ii. pt. 2, 56; *Hist. Nat. Entoz.* ii. pt. 1, 265; *Synopsis*, 67 & 317, n. 18; *Westrumb, de Helminth. Acanth.* 18, n. 33, t. 3, f. 18-21; *Bremser, Vers Intest. de l'Homme*, 131; *Icon. Helminth.* t. 6, f. 11-14; *Blainville, Dict. Sc. Nat.* lvii. 551; *Creplin, Allg. Encyk.* xxxii. 284; *Dujardin, Hist. Nat. Helminth.* 526; *Diesing, Syst. Helminth.* ii. 29.

*Hab.* Intestines of the edible Frog, *Rana esculenta*.

From the collection of M. Siebold.

## 7. ECHINORHYNCHUS PROTEUS.

Var.  $\alpha$ .

*Echinorhynchus attenuatus*, *Muller, Zool. Dan.* i. 45, t. 37, f. 1-3; *Gmelin, Syst. Nat.* 3048, n. 27; *Schrank, Verzeichn.* 26, n. 86; *Fabricius, Dansk. Selsk. Skrivt.* iii. pt. 2, 38; *Zeder, Naturg.* 155, n. 21; *Rudolphi, Wiedm. Arch.* ii. pt. 2, 59; *Bosc, Hist. Nat. Vers.* ii. 9.

*Tænia longicollis*, Pallas, *N. Nord. Beytr.* i. pt. 1, 110, t. 3, f. 38.

*Echinorhynchus longicollis*, Goeze, *Naturg.* 163, t. 12, f. 12-14; *Gmelin, Syst. Nat.* 3047, n. 25; *Zeder, Naturg.* 156, n. 23; *Bosc, Hist. Nat. Vers.* ii. 8.

*Echinorhynchus Dobulæ*, *Schrank, Vet. Acad. N. Handl.* 1790, 123, n. 24.

*Echinorhynchus piscinus*, *Zeder, Nachtrag*, 132.

*Echinorhynchus tereticollis*, *Rudolphi, Hist. Nat. Entoz.* ii. pt. 1, 284; *Synopsis*, 72 & 328, n. 36; *Bellingham, Ann. & Mag. Nat. Hist.* 1844, xiii. 257.

Var.  $\beta$ .

*Echinorhynchus lævis*, *Muller, Zool. Dan.* i. 45, 48; *Schrank, Verzeichn.* 28, n. 92.

*Echinorhynchus annularis*, *Gmelin, Syst. Nat.* 3048, n. 28.

*Echinorhynchus nodulosus*, *Schrank, Vet. Ac. N. Handl.* 1790, 124, n. 25; *Zeder, Nachtrag*, 134; *Naturg.* 156, n. 22; *Rudolphi, Wiedm. Arch.* ii. p. 2, 61; *Hist. Nat. Entoz.* ii. pt. 1, 287, t. 4, f. 4; *Synopsis*, 72 & 328, n. 37; *Bremser, Icon. Helminth.* t. 7, f. 2-14; *Bellingham, Ann. & Mag. Nat. Hist.* 1844, xiii. 257.



*Echinorhynchus Barbi*, *Schrank, Naturf.* xviii. 83-85, t. 3, f. D-H; *Verzeichn.* 25, n. 85; *Gmelin, Syst. Nat.* 3049, n. 41; *Bosc, Hist. Vers.* ii. 11; *Rudolphi, Hist.* ii. pt. 1, 314.

*Echinorhynchus bramæ*, *Gmelin, S. N.* 3050, n. 46 (*Goeze, Naturg.* 163); *Zeder, Naturg.* 163, n. 47; *Rudolphi, Hist.* ii. pt. 1, 317.

Var.  $\gamma$ .

*Echinorhynchus ovatus*, *Zeder, Nachtrag*, 118 & 137; *Naturg.* 157, n. 24; *Rudolphi, Hist.* ii. pt. 1, 290; *Synopsis*, 73, n. 38.

Var.  $\delta$ .

*Echinorhynchus sphæricus*, *Rudolphi, Wiedm. Arch.* ii. pt. 2, 62; *Hist.* ii. pt. 1, 291; *Zeder, Naturg.* 157, n. 25.

Var.  $\epsilon$ .

*Echinorhynchus (salmonis)*, *Hermann, Naturf.* xvii. 172, t. 4, f. 8-10.

*Echinorhynchus sublobatus*, *Gmelin, S. N.* 3049, n. 34; *Bosc, Hist. Nat. Vers.* ii. 10; *Rudolphi, Hist.* ii. pt. 1, 313, n. 52.

*Echinorhynchus salvelini*, *Schrank, Verzeichn.* 24, n. 81.

*Echinorhynchus subglobatus*, *Zeder, Naturg.* 154, n. 17.

*Acanthocephalus*, *Kolreuter, Nov. Act. Comm. Pet.* xv. 513.

*Echinorhynchus Lavareti*, *Rudolphi, Hist.* ii. pt. 1, 313.

*Echinorhynchus salmonum*, *Rudolphi, Synopsis*, 80, n. 93.

Var.  $\zeta$ .

*Echinorhynchus Gobii*, *Rudolphi, Hist.* ii. pt. 1, 309; *Synopsis*, 79, n. 84.

Var.  $\eta$ .

*Echinorhynchus candidus* (part), *Muller, Zool. Dan.* i. 48.

*Echinorhynchus Idbari*, *Gmelin, S. N.* 3050, n. 43; *Rudolphi, Hist.* ii. pt. 1, 316; *Synopsis*, 81, n. 97.

*Echinorhynchus proteus*, *Westrumb, de Helminth. Acanth.* 37, n. 66, t. 1, f. 11, 12, t. 3, f. 22-26; *Creplin, Nov. Obs. de Entoz.* 44; *Allg. Encyk.* xxxii. 284; *Dujardin, Hist. Nat. Helminth.* 529; *Diesing, Syst. Helminth.* ii. 51.

*Hab. a.* Intestines of the Chub, *Leuciscus cephalus*.

From the collection of M. Siebold.

*b.* Intestines of the Flounder, *Platessa flesus* (*Ech. tereticollis*, *Rud.*).

From the collection of M. Siebold.

*c.* ——— ?

From old collection.

### 8. ECHINORHYNCHUS ANGUSTATUS.

*Echinorhynchus lucii*, *Muller, Naturf.* xii. 189-196, t. 5, f. 1-5; *Zool. Dan.* i. 45, t. 37, f. 4-6; *Schrank, Verzeichn.* 23, n. 78;

*Gmelin, Syst. Nat.* 3049, n. 38; *Tab. Enc.* t. 38, f. 3-5 B, C; *Zeder, Nachtrag*, 123; *Bosc, Hist. Nat. Vers.* ii. 10; *Frölich, Naturforsch.* xxv. 100.

*Tænia hæruca* (part), *Pallas, N. Nord. Beyt.* i. pt. 1, 109.

*Echinorhynchus candidus*, *Goeze, Naturg.* 156, t. 12, f. 3, 4 (jun.).

*Echinorhynchus angustatus*, *Rudolphi, Wiedm. Arch.* ii. pt. 2, 53; *Hist. Nat. Entoz.* ii. pt. 1, 266; *Synopsis*, 68 & 318, n. 19; *Zeder, Naturg.* 151, n. 7; *Westrumb, de Helminth. Acanth.* 26, n. 48; *Lamarck, An. S. Vert.* iii. 199, 2nd ed. iii. 643; *Bellingham, Ann. & Mag. Nat. Hist.* 1844, xiii. 255; *Dujardin, Hist. Nat. Helminth.* 531; *Diesing, Syst. Helminth.* ii. 43.

*Echinorhynchus percæ*, *Muller, Schrift. Berl. Ges. Nat. Fr.* i. 205; *Goeze, Naturg.* 139 (note); *Gmelin, Syst. Nat.* 3048, n. 30; *Rudolphi, Obs.* i. 21; *Zeder, Nachtrag*, 126; *Bosc, Hist. Nat. Vers.* 9.

*Echinorhynchus affinis*, *Rudolphi, Wiedm. Arch.* ii. pt. 2, 55; *Hist. Nat. Entoz.* ii. pt. 1, 268; *Zeder, Naturg.* 152, n. 8.

*Hab. a.* Intestines of the common Perch, *Perca fluviatilis*.

From the collection of M. Siebold.

*b.* Intestines of the Burbot or Eelpout, *Lota vulgaris*.

From the collection of M. Siebold.

### 9. ECHINORHYNCHUS CLAVÆCEPS.

*Echinorhynchus cobitidis Barbatulæ*, *Goeze, Naturg.* 158, t. 12, f. 7-9.

*Echinorhynchus cobitidis*, *Gmelin, Syst. Nat.* 3048, n. 32; *Bosc, Hist. Nat. Vers.* ii. 9.

*Echinorhynchus cobitinus*, *Schrank, Verzeichn.* 24, n. 22.

*Echinorhynchus clavæceps*, *Zeder, Nachtrag*, 130; *Naturg.* 155, n. 19; *Rudolphi, Hist. Nat. Entoz.* ii. pt. 1, 258; *Synopsis*, 65, n. 9; *Westrumb, Helminth. Acanth.* 6, n. 6; *Lamarck, An. S. Vert.* iii. 199; *Dujardin, Hist. Nat. Helminth.* 537; *Diesing, Syst. Helminth.* ii. 25.

*Echinorhynchus claviceps*, *Lamarck*, 2nd ed. iii. 642.

*Acanthocephalus*, *Kolreuter, Nov. Comm. Petrop.* xv. 499, t. 26, f. 5.

*Echinorhynchus carpionis*, *Gmelin, S. N.* 3050, n. 42.

*Echinorhynchus rutili*, *Gmelin, l. c.* n. 45; *Zeder, Naturg.* 163, n. 45.

*Echinorhynchus cyprini rutili*, *Rudolphi, Hist.* ii. pt. 1, 315.

*Hab.* Intestines of the common Perch, *Perca fluviatilis*.

From the collection of M. Siebold.

## 10. ECHINORHYNCHUS FUSIFORMIS.

*Echinorhynchus truttæ*, *Goeze, Naturg.* 157, t. 12, f. 5, 6; *Gmelin, Syst. Nat.* 3049, n. 36; *Schrank, Verzeichn.* 24, n. 80; *Bosc, Hist. Nat. Vers.* ii. 10.

*Echinorhynchus Salmonis*, *Muller, Zool. Dan.* ii. 38, t. 69, f. 1-3; *Gmelin, Syst. Nat.* 3048, n. 33; *Zeder, Naturg.* 162, n. 44; *Bosc, Hist. Nat. Vers.* ii. 9.

*Echinorhynchus fusæformis*, *Zeder, Naturg.* 153, n. 11.

*Echinorhynchus fusiformis*, *Rudolphi, Hist. Nat. Entoz.* ii. pt. 1, 261; *Synopsis*, 67 & 317, n. 17; *Westrumb, de Helminth. Acanth.* 16, n. 28; *Dujardin, Hist. Nat. Helminth.* 539; *Diesing, Syst. Helminth.* ii. 33.

*Echinorhynchus inflatus*, *Rudolphi, Hist.* ii. pt. 1, 270, n. 16.

*Hab.* Pyloric appendage of the common Trout, *Salmo fario*.

From the collection of M. Siebold.

## 11. ECHINORHYNCHUS ACUS.

*Ascaris versipellis*, *Muller, Prod. Zool. Dan.* 214, n. 2596; *Fabricius, Faun. Groenland.* 275, n. 256.

*Echinorhynchus candidus*, *Muller, Prod. Z. D.* 2600; *Zool. Dan.* i. 46 & 48, t. 37, f. 7-10; *Schrank, Verzeichn.* 24, n. 79; *Gmelin, Syst. Nat.* 3047, n. 23 (syn. *Goezi et Acharii*, exclus.); *Bosc, Hist. Nat. Vers.* ii. 8; *Turton, Brit. Faun.* 126.

*Proboscidea versipellis*, *Enc. Méth.* t. 32, f. 17, 18.

*Echinorhynchus Gadi virentis*, *Rathke, Dansk. Selsk. Skrivt.* i. 72; t. 2, f. 4.

*Echinorhynchus acus*, *Rudolphi, Wiedm. Archiv.* ii. pt. 2, 51; *Hist. Nat. Entoz.* ii. pt. 1, 278; *Synopsis*, 71 & 324, n. 32; *Zeder, Naturg.* 150, n. 5; *Westrumb, de Helminth. Acanth.* 24, n. 44; *Creplin, Nov. Obs. de Entoz.* 42; *Drummond, Mag. Nat. Hist.* n. s. 1838, ii. 516, f. 24, a.-c.; *Bellingham, Ann. & Mag. Nat. Hist.* 1844, xiii. 256; *Dujardin, Hist. Nat. Helminth.* 540; *Diesing, Syst. Helminth.* ii. 39.

*Echinorhynchus lineolatus*, *Muller, Zool. Dan.* i. 48, t. 37, f. 11-14; *Gmelin, Syst. Nat.* 3047, n. 24; *Tab. Encyc.* t. 38, f. 10-12; *Zeder, Naturg.* 152, n. 10; *Rudolphi, Hist.* ii. 281, n. 24.

*Echinorhynchus gadi*, *Muller, Zool. Dan. Prod.* n. 2599.

*Tænia lumbricoides*, *Pallas, N. Nord. Beyt.* i. pt. 1, 107, t. 3, f. 36.

*Echinorhynchus lophii*, *Gmelin, S. N.* 3050, n. 47; *Rudolphi, Hist.* ii. pt. 1, 317, n. 61; *Muller, Schrift. Berl. Naturf. Fr.* i. 211.

*Hab. a.* Intestines of the young Cod, *Gadus callarias*.

From the collection of M. Siebold.

*b.* ——— ? From Iceland.

Presented by C. Drewsen, Esq.

## 12. ECHINORHYNCHUS GIBBOSUS.

*Echinorhynchus gibbosus*, *Rudolphi, Hist. Nat. Entoz.* ii. pt. 2, 292, n. 30; *Synopsis*, 73, n. 40; *Westrumb, de Helminth. Acanth.* 32, n. 60; *Dujardin, Hist. Nat. Helminth.* 542; *Diesing, Syst. Helminth.* ii. 48 & 554.

*Hab.* Intestines of the common Herring, *Clupea harengus*.

From the collection of M. Siebold.

## ORDER V. CESTOIDEA.

Bandwurmer, *Goeze, Bloch, Zeder.*

Cestoidea and Cystica, *Rudolphi, Hist. Nat. Entozoa*, ii. pt. 2, 3 & 215; *Bremser, Vers Intest. de l'Homme; Icon. Helminth.; Schmalz, Tab. Anat. Entoz.*

Bothrocephala, *Blainville.*

Ténioides and Cestoides, *Cuv. Règn. An.* iii. 268-273.

Vers Planulaires (part), *Lamk. An. S. Vert.* 2nd ed. iii. 556-569.

Cestoidea (Cestoides), *Dujardin, Hist. Nat. des Helminthes*, 543.

Cephalocotylea, *Diesing, Syst. Helminth.* i. 477.

## FAMILY I. RHYNCHOBOTHRIDÆ.

Rhynchobothriens, *Dujardin, Hist. Nat. Helminth.* 345.

Polyrhyncha, *Blainville, Dict. Sc. Nat.* lvii.; *Art. Vers*, 589.

Rhynchobothria, *Diesing.*

## I. RHYNCHOBOTHRIMUM.

Bothriocephalus, *B. armati*, *Echinobothria*, *Rudolphi, Hist. Nat. Entoz.* ii. pt. 2, 63.

Bothriocephalus, *B. proboscidei*, *Rhynchobothrii*, *Rudolphi, Synopsis*, 142; *Bremser, Icon. Helminth.* 3; *Nordmann, in Lamk. An. S. Vert.* 2nd ed. iii. 585.

Floriceps (part), *Cuv. Règn. An.* 270.

Rhynchobothrium, *Blainville, Dict. Sc. Nat.* lvii.; *Art. Vers*, 595; *Cuv. Règn. An.* iii. 271; *Diesing, Syst. Helminth.* i. 570.

Rhynchobothrius, *Dujardin, Hist. Nat. Helm.* 545.



## I. RHYNCHOBOTHRIMUM COROLLATUM.

*Tænia corollata*, *Abildgaard, Dansk. Selsk. Skrivt.* i. 60; *Vers*, 55, t. 5, f. 4, a. b.

*Halysis corollata*, *Zeder, Naturg.* 330, n. 2.

*Bothriocephalus corollatus*, *Rudolphi, Hist. Nat. Entoz.* ii. pt. 2, 63, t. 9, f. 12; *Synopsis*, 142 & 485, n. 23; *Leblond, Ann. Sc. Nat.* 1839, vi. t. 16; *Bremser, Icon. Helm.* t. 14, f. 3, 4.

*Botryocephalus corollatus*, *Lamarck, An. S. Vert.* iii. 168, 2nd ed. iii. 583.

*Bothriocephalus planiceps*, *Leuckart, Zool. Bruchst.* 28, t. 1, f. 2; *Schmalz, Tab. Anat. Entoz.* t. 4, f. 6.

*Rhynchobothrium corollatum*, *Blainville, Dict. Sc. Vers*, 595; *Diesing, Syst. Helminth.* i. 570.

*Rhynchobothrius corollatus*, *Dujardin, Hist. Nat. Helm.* 545.

*Hab.* Intestines of the Smooth Shark, *Mustelus vulgaris*.

From the collection of M. Siebold.

## II. TETRARHYNCHUS.

*Tentacularia*, *Bosc, Bull. Soc. Philom.* 1797, n. 2, 9; *Hist. Nat. Vers*, ii. 11; *Cuvier, Règn. An.* iii. 271; *Blainville, Dict. Sc. Nat.* lvii.; *Art. Vers*, 591.

*Hépatoxylon*, *Bosc, Nov. Bull. Soc. Philom.* 1811, 384.

*Tetrarhynchus*, *Rudolphi, Hist. Nat. Entoz.* ii. pt. 1, 318; *Synopsis Entoz.* 129 & 445; *Bremser, Vers Intest. de l'Homme; Icon. Helm.*; *Cuvier, Règn. An.* iii. 271; *Blainville, Dict. Sc. Nat.* lvii. *Art. Vers*, 591; *Lamk. An. S. Vert.* iii.; *Dujardin, Hist. Nat. Helminth.* 550; *Diesing, Syst. Helminth.* i. 567.

## 1. TETRARHYNCHUS MEGACEPHALUS.

*Tetrarhynchus megacephalus*, *Rudolphi, Synops.* 129-447, t. 2, f. 7, 8; *Blainville, Dict. Sc. Nat.* lvii.; *Art. Vers*, 591; *Cuvier, Règn. An. Ed. Crochard, Zooph.* t. 40, f. 3; *Dujardin, Hist. Nat. Helminth.* 550; *Diesing, Syst. Helminth.* i. 567.

*Bothriocephalus claviger*, *Leuckart, Zool. Bruchst.* 51, t. 2, f. 32.

*Hab.* Stomach of the large Spotted Dog-fish, *Scyllium catulus*.

From the collection of M. Siebold.

## 2. TETRARHYNCHUS GROSSUS.

*Tetrarhynchus grossus*, *Rudolphi, Synopsis Entoz.* 129 & 448, n. 2, t. 2, f. 9, 10; *Drummond, Magazine of Nat. Hist.* 2nd series, 1838, ii. 571, 2, f. 28 a, b; *Bellingham, Ann. & Mag. Nat. Hist.* 1844, xiii. 164; *Dujardin, Hist. Nat. Helminth.* 550; *Creplin, Allg. Encyk.* xxxii. 295; *Diesing, Syst. Helminth.* i. 568.

*Dibothriorhynchus Lepidopteri*, *Blainville*, in *Bremser*, *Vers de l'Homme*, *Append.* t. 2, f. 8, 2nd edit. 519 (Note), t. 2, f. 8; *Dict. Sc. Nat.* lvii. 589; *Guerin*, *Iconog. Règn. An. Zooph.* t. 12, f. 4; *Nordmann*, in *Lamarck*, *An. S. Vert.* 2nd ed. iii. 586; *Dujardin*, *Hist. Nat. Helminth.* 553.

*Hab. a.* Abdomen of the Salmon from Berwick Bay.

Presented by Dr. G. Johnston.

*b.* ——— ? From Iceland.

Presented by C. Drewsen, Esq.

### 3. TETRARHYNCHUS RUGOSUS, *Baird.* (Tab. II. f. 3.)

Body flattish, thick, exceedingly rugose, almost tuberculated, the rugæ extending right across the body, which is of a white colour. Head conical, thicker than the body and about one-fifth the length of it. Bothria inversely heart-shaped (the broader part being at the lower margin), deep, divided at the bottom by a narrow septum; edges thick and raised. Proboscides round and club-shaped at their tips. Inferior extremity of body as it were truncate. Total length (in spirits)  $10\frac{1}{2}$  lines. Breadth of head  $2\frac{1}{2}$  lines, of lower part of body 3 lines. Bothria 2 lines in length.

In one specimen the head is much broader than inferior extremity of body, being about 3 lines broad, while the inferior extremity is only 2 lines, and is terminated by a heart-shaped appendage of about  $1\frac{1}{2}$  line long and of a light rose colour (the Male?).

*Hab.* Taken alive from the lower intestine of a Salmon.

Presented by W. Baird, M.D.

### 4. TETRARHYNCHUS STRANGULATUS, *Baird.* (Tab. II. f. 4.)

Body flat, of a light yellowish colour, thickish, elegantly and minutely striated across, and marked with slight longitudinal sulci, which run the whole length of the body. The head is narrower than the portion of the body which immediately succeeds it, is about four lines in length, is longitudinally sulcated on the sides, smooth on the two faces, and is distinctly separated from the body by a contraction, which gives the appearance as if it were of a shoulder to the commencement of the body. The Bothria are shallow, oval-shaped, and divided at the bottom by a septum, which at about the half of its length divides into two portions; the edges are raised and thickened. Proboscides

short and stout. The inferior part of the body terminates in a blunt conical papilla.

Length from  $1\frac{1}{2}$  to  $2\frac{3}{4}$  inches, breadth of body from 2 to  $3\frac{1}{2}$  lines.

*Hab.* ———? From Chusan.

From the collection of Mr. Cuming.

## FAMILY II. TÆNIADÆ.

Cestoïdes vrais ou Ténioïdes, *Dujardin, Hist. Nat. Helminth.* 554.

Ténioïdes (part), *Cuvier, Règn. An.* iii. 268.

Cestoïdea (part), *Rudolphi.*

Monorhyncha \* and Anorhyncha \*\*, *Blainville, Dict. Sc. Nat.* lvii.

*Art. Vers.* 596 & 609.

Tænioïdea, *Diesing, Syst. Helminth.*

### 1. TÆNIA.

*Versicaria, Pallas.*

*Tænia, Linneus, Syst. Nat.* ed. 12; *Rudolphi, Hist. Nat. Entoz.* ii.

pt. 2, 70; *Synopsis*, 144 & 486; *Cuv. Règn. An.* iii. 268; *Lamk.*

*An. S. Vert.* iii.; *Bremser, Vers Intest. de l'Homme; Icon. Hel-*

*minth.; Frölich, Naturforsch. Stuck*, 24, 25; *Bosc, Hist. Nat.*

*Vers.* i.; *Dujardin, Hist. Nat. Helminth.* 554; *Blainville, Dict.*

*Sc. Nat.* lvii. *Art. Vers.*; *Diesing, Syst. Helminth.*

*Halysis, Zeder, Naturg.* 329 (part); *Blainville, Dict. Sc. Nat.* lvii.

*Art. Vers.*

*Alyselminthus, Zeder, Nachtrag* (part); *Blainville.*

*Fimbriaria, Frölich.*

*Rhytelminthus, Olfers.*

### § 1.

A. *Proboscis armed with one, two, or three rows of hooked spines.*

a. *Genital orifices alternate, or indifferently on one side or other.*

#### 1. TÆNIA SOLIUM.

*Lumbricus latus, Tyson, Philos. Trans.* 1683, n. 146, p. 113, t. 1, f. 1.

*Tænia solium osculis marginalibus solitariis, Linneus, Faun. Suec.* 2264; *Dissert. de Tænia, Amæn. Acad.* ii. 74, t. 1, f. 1.

*Tænia solium, Linneus, Syst. Nat.* ed. 12, 1323, n. 1; *Gmelin, S. N.* 3064, n. 1; *Werner, Brev. Expos.* 18-49, t. 1-3, f. 1-46; *Tab.*

*Encyc.* t. 40, f. 15–22, t. 41, f. 1–4; *Carlisle*, in *Trans. Linn. Soc.* ii. 25, f. 1–8; *Jördens*, *Helminth.* ii. 40, t. 3, f. 1–17; *Rudolphi*, *Hist. Nat. Entoz.* ii. pt. 2, 160; *Synopsis*, 162 & 522; *Bremser*, *Traité des Vers Intest.* t. 3, f. 1–14; *Delle Chiaje*, *Compend. di Elmint. uman.* 1825, t. 7; *Schmalz*, *Tab. Anat. Entoz.* t. 5, f. 9–17; *Cuvier*, *Règn. An.* iii. 269; *Guerin*, *Icon. Règn. An. Zooph.* t. 12, f. 2, 2 a, b; *Ed. Crochard*, *Zooph.* t. 39, f. 1; *Lamarck*, *An. S. Vert.* iii. 164; 2nd ed. iii. 578; *Blainville*, *Dict. Sc. Nat.* lvii. *Art Vers*, 598; *Deslongchamps*, *Enc. Méth. Vers*, 730; *Bosc*, *Hist. Nat. Vers*, i. 296, t. 10, f. 1, 2; *Turton*, *Brit. Faun.* 127, n. 19; *Dujardin*, *Hist. Nat. Helminth.* 557; *Owen*, *Lect. Comp. Anat.* 48, 49, f. 20, 21, 22; *Cyclop. Anat. & Phys.* ii. 120, f. 63; *Die-sing*, *Syst. Helminth.* i. 514.

*Tænia cucurbitina*, *Pallas*, *Elench. Zooph.* 405, n. 1; *N. Nord. Beytr.* i. pt. 1, 46, t. 2, f. 1–9; *Goeze*, *Naturg. Eingew.* 269, t. 21, f. 1–7, 9–12; *Bloch*, *Abhandl.* 20–23; *Batsch*, *Bandw.* 117, f. 1–6, 9–11, 21–23, 53, 64; *Schrank*, *Verzeichn.* 32, n. 99.

*Tænia humana armata*, *Brera*, *Vorles*, 9, t. 1, f. 1–3, 8, 10, 11, t. 2, f. 1–3.

*Halysis solium*, *Zeder*, *Naturg. Eingew.* 359, n. 43.

*Tænia de la second espèce*, *Andry*, *Vers Solitaires*, t. 6 B, t. 8, 9, 12, 15, f. 13, t. 16, 19.

*Hab.* Intestines of Man.

From the collections of Sir Hans Sloane, M. Siebold, and Dr. G. Johnston, &c.

a. *Tænia tenuis*, *Leach*, *MSS.*?

b. *Tænia Monroi*, *Leach*, *MSS.*?

c. *Tænia lata*, *Leach*, *MSS.*?

d. *Tænia variabilis*, *Leach*, *MSS.*?

From the collection of Dr. Leach.

## 2. TÆNIA SERRATA.

*Lumbricus latus* (from the Dog), *Tyson*, *Philosoph. Trans.* 1683, n. 146, t. 2, f. 2.

*Vermis cucurbitinus*, a cane excretus, *Clericus*, *Hist. Nat. et Med. Lumbric. lat.* 1715, t. 3, f. 1–3.

*Tænia cucurbitina* (part), *Pallas*, *N. Nord. Beytr.* i. pt. 1, 47, t. 2, f. 3; *Batsch*, *Bandw.* 123 ( $\gamma$  canis); *Gmelin*, *Syst. Nat.* 3067 (synon. *Redii* exclus.).

*Tænia canina* (part), *Bloch*, *Abhandl.* 17, t. 6, f. 6–8; *Carlisle*, *Trans. Linn. Soc.* ii. t. 25, f. 9, 10.

*Tænia canina solium*, *Werner*, *Brev. Expos. Verm.* 56, t. 3, f. 70–76.

*Tænia serrata* (part), *Goeze*, *Naturg.* 337, t. 25 B, f. A–D; *Batsch*, *Bandw.* 142, f. 62; *Schrank*, *Verzeichn.* 36; *Gmelin*, *Syst. Nat.*



3067 (*a canis*); *Rudolphi, Obs.* i. 37; *Hist. Nat. Entoz.* ii. pt. 2, 169; *Synopsis*, 163; *Gurlt, Path. Anat. Hauss.* i. 383, t. 9, f. 8-10; *Mehlis, Isis*, 1831, 195; *Dujardin, in l'Institut.* n. 240, and *Froriep's; N. Notiz.* vii. 289; *Hist. Nat. Helminth.* 558; *Siebold, Wieg. Arch.* 1839, 166; *Diesing, Syst. Helminth.* i. 517. *Halysis serrata* (part), *Zeder, Naturg.* 363.

*Hab.* Intestines of the Dog, *Canis familiaris*.

Presented by J. W. Gutch, Esq.

This worm came away from the dog in detached joints, which adhered to its hinder quarters, and were also found in his kennel.

### 3. TÆNIA CRASSICEPS.

*Tænia cateniformis* (part), *Goeze, Naturg.* 310 t. 22 A, f. 6-9.

*Tænia cateniformis, γ. vulpis, Gmelin, Syst. Nat.* 3067, n. 4.

*Tænia cratægaria, Batsch, Bandw.* 126, n. 5, f. 55.

*Tænia vulpina, a. Schrank, Verzeichn.* 34, n. 103.

*Alyselminthus crassiceps, Zeder, Nachtrag*, 233, n. 21 & 293.

*Halysis crassiceps, Zeder, Naturgesch.* 364, n. 51.

*Tænia crassiceps, Rudolphi, Hist. Nat. Entoz.* ii. pt. 2, 172; *Synopsis*, 163; *Lamk. An. S. Vert.* iii. 165, 2nd. ed. iii. 579, n. 22; *Deslongchamps, Enc. Méth. Vers*, 731; *Dujardin, Hist. Nat. Helminth.* 559; *Diesing, Syst. Helminth.* i. 518.

*Bloch, Abhandlung.* 17 (under *Tænia vulpina*).

*Hab.* Intestines of the Fox, *Canis vulpes*.

From the collection of M. Siebold.

### 4. TÆNIA CRASSICOLLIS.

*Redi, An. Viv.* 131; *Vers*, 194, t. 17, f. 1, 2, 4; *Pallas, N. Nord. Beyt.* i. pt. 1, 46 (under *T. cucurbitina*).

*Tænia collo brevissimo, Bloch, Abhandl.* 19, n. 18, t. 6, f. 1-5.

*Tænia serrata* (part. *felis*), *Goeze, Naturg.* 337, t. 24, f. 1-6, t. 25 A, f. 1-5; *Batsch, Bandw.* 138, f. 19, 32, 61-63, 67; *Schrank, Verzeichn.* 36, n. 107, a. b.; *Gmel. Syst. Nat.* 3067, n. 31, β *felis*; *Tabl. Encyc.* t. 42, f. 4-13; *Rudolphi, Obs.* pt. 1, 37; *Lamk. An. S. Vert.* iii. 579, n. 21.

? *Tænia globulata, Goeze, Naturg.* 350, n. 3, t. 26, f. 1-4; *Schrank, Verzeichn.* 36, n. 108 (fide *Rudolphi*).

? *Tænia moniliformis, Batsch, Bandw.* 135, n. 9, f. 59; *Gmel. Syst. Nat.* 3068, n. 32; *Bosc, Hist. Nat. Vers*, i. 298.

*Tænia felis, Carlisle, Trans. Linn. Soc.* ii. t. 25, f. 11.

*Tænia cateniformis, 2, felis, Turton, Brit. Faun.* 127, n. 21.

*Alyselminthus serratus, Zeder, Nachtrag*, 286.

*Halysis serratus, Zeder, Naturg.* 363, n. 50.

*Tænia crassicollis, Rudolphi, Hist. Nat. Entoz.* ii. pt. 2, 173; *Synopsis*, 164; *Bremser, Icon. Helm.* t. 16, f. 1-6; *Blainville, Dict.*

*Sc. Nat. Art. Vers*, 599; *Dujardin, Hist. Nat. Helm.* 559; *Diesing, Syst. Helminth.* i. 519.

*Hab.* Intestines of the domestic Cat, *Felis catus domesticus*.

*a.* From the collection of M. Siebold.

*b.* From the collection of Dr. Leach.

#### 5. TÆNIA POROSA.

*Tænia porosa*, *Rudolphi, Hist. Nat. Entoz.* ii. pt. 2, 190, t. 10, f. 1; *Synopsis*, 168 & 529, t. 3, f. 7, 8; *Bremser, Icon. Helminth.* t. 16, f. 10, 14; *Schmalz, Tab. Anat. Entoz.* t. 4, f. 21 (ova.); *Blainville, Dict. Sc. Nat.* lvii. 599; *Dujardin, Hist. Nat. Helminth.* 561; *Diesing, Syst. Helminth.* i. 546.

*Hab.* Intestines of the lesser Black-backed Gull, *Larus fuscus*.

From the collection of M. Siebold.

#### 6. TÆNIA LANCEOLATA.

*Tænia anserum*, *Frisch, Miscell. Berol.* iii. 42; *Bloch, Besch. Berl. N. Fr.* iv. 553.

*Tænia acutissima* (part), *Pallas, N. Nord. Beyt.* i. pt. 1, 78, t. 3, f. 26.

*Tænia lanceolata*, *Bloch, Abhand.* 9, t. 1, f. 5, 6; *Goeze, Naturg.* 377, t. 29, f. 3-12; *Batsch, Bandw.* 165, n. 20, f. 88-167; *Schrank, Verzeichn.* 39, n. 117; *Gmel. Syst. Nat.* 3075, n. 63; *Tab. Encyc.* t. 45, f. 15-24; *Frölich, Naturf.* xxv. 67; *Rudolphi, Obs.* i. 41; *Hist. Nat. Entoz.* ii. pt. 2, 84; *Synopsis*, 145 & 488; *Bloch, Hist. Nat. Vers.* i. 304; *Lamk. An. S. Vert.* iii. 161, 2nd ed. iii. 575; *Dujardin, Hist. Nat. Helminth.* 562, t. 9, f. F.; *Diesing, Syst. Helminth.* i. 521.

*Halysis lanceolata*, *Zeder, Naturg.* 338, n. 17.

*Hab.* Intestines of the common Goose, *Anas anser*.

From the collection of M. Siebold.

#### 7. TÆNIA BREMSERI, *Baird.* (Tab. II. f. 5.)

Head of moderate size, surrounded with a double crown, composed of upwards of 20 small hooks; neck very short; joints of body numerous, at first very small and nearly oblong, gradually enlarging in size as they descend, and becoming campanulate. They are marked with numerous fine transverse lines, which again are crossed by several strong longitudinal lines or grooves. The inferior angles of each joint are slightly prolonged into a point, and the margin is somewhat thickened (especially in the lower joints of body), and undulately waved or slightly scal-

loped. Orifices of ovaries irregularly alternate. Length of specimens about 7 inches, greatest breadth about  $2\frac{1}{2}$  lines.

*Hab.* In the crocodile of the Soonderbund? *Crocodilus palustris*. Bengal.

Presented by W. Masters, Esq.

*b. Genital orifices unilateral.*

8. TÆNIA ACUTA.

*Tænia acuta*, *Rudolphi*, *Synopsis*, 165 & 525, n. 82; *Dujardin*, *Hist. Nat. Helm.* 562; *Diesing*, *Syst. Helminth.* i. 539.

*Hab.* Intestines of the *Vespertilio Nattereri*.

From the collection of M. Siebold.

9. TÆNIA ANGULATA.

? *Tænia tenuis nodis instructa*, *Bloch*, *Abhand.* 14, n. 10, t. 4, f. 1-3.

? *Tænia maculata*, *Batsch*, *Bandw.* 193, n. 35, f. 124, 125; *Gmel.* *Syst. Nat.* 3077, n. 72; *Bosc*, *Hist. Nat. Vers*, i. 306; *Rudolphi*, *Hist. Nat. Entoz.* ii. pt. 2, 132.

? *Tænia nodosa*, *Schrank*, *Verzeichn.* 45, n. 137.

? *Halysis maculata*, *Zeder*, *Naturg.* 340, n. 19.

? *Tænia turdorum*, *Rudolphi*, *Hist. Nat. Entoz.* ii. pt. 2, 210, n. 108.

? *Halysis turdorum*, *Zeder*, l. c. 374, n. 77.

*Tænia angulata*, *Rudolphi*, *Hist. Nat. Entoz.* ii. pt. 2, 133; *Synopsis*, 155 & 509; *Dujardin*, *Hist. Nat. Helm.* 565, t. 9, f. 10; *Diesing*, *Syst. Helminth.* i. 538.

*Hab.* Intestine of the Song Thrush, *Turdus musicus*.

From the collection of M. Siebold.

*Note.* Rudolphi, in his *Synopsis*, says that, yielding to the authority of the Catalogue of the Vienna Museum, he now joins the *Tænia maculata* of Batsch with the *Tænia angulata*. The specimens of *T. angulata* sent to the Museum here by the celebrated Siebold do not agree with the figures of Batsch and Bloch of the *maculata*; and it is probable, as Dujardin suggests, that Rudolphi has confused several species together. I give the synonyms, therefore, with doubt. Should they prove identical, however, it will be necessary to give this species the name of its first observer, and for the future to call it *Tænia maculata*.—W. B.

10. TÆNIA CYATHIFORMIS.

*Tænia hirundinis urbicæ*, *Goeze*, *Naturg.* 390 (note); *Batsch*, *Bandw.* 241, c.

*Tænia hirundinis*, *Schrank*, *Verzeichn.* 51, n. 155; *Gmel.* *S. Nat.* 3072.

*Halysis hirundinis*, *Zeder*, *Naturg.* 375, n. 80.



*Tænia cyathiformis*, *Frölich, Naturf. St.* xxv. 55, t. 3, f. 1-3, 1791; *Rudolphi, Wiedm. Arch.* iii. 1, 117; *Hist. Nat. Entoz.* ii. pt. 2, 122; *Synopsis*, 152 & 502; *Deslongchamps, Enc. Méth. Vers.* 721; *Lamk. An. S. Vert.* iii. 164, 2nd ed. 577, n. 15; *Dujardin, Hist. Nat. Helm.* 567, t. 9, f. R.; *Diesing, Syst. Helminth.* i. 525.

*Hab.* Intestines of the common Swift, *Cypselus apus*.

From the collection of M. Siebold.

#### 11. TÆNIA UNDULATA.

*Tænia serpentiformis non collaris*, *Goeze, Naturg.* 391, t. 31, A. f. 7-9, t. 31, B. f. 12, 13.

*Tænia serpentiformis, a & γ*, *Batsch, Bandw.* 176, n. 25, f. 96-98, 101, 102; *Gmel. S. Nat.* 3069, n. 40, *a & γ*; *Tab. Encyclop.* t. 46, f. 10-12.

*Tænia tubifera*, *Tab. Encyc.* t. 47, f. 1, 2.

*Tænia undula*, *Schrank, Verzeichn.* 40, n. 121.

*Alyselminthus undula*, *Zeder, Nachtrag*, 233, n. 4 & 300.

*Halysis undula*, *Zeder, Naturgesch.* 54, n. 636.

*Tænia undulata*, *Rudolphi, Hist. Nat. Entoz.* ii. pt. 2, 186; *Synopsis*, 167 & 528; *Dujardin, Hist. Nat. Helm.* 569, t. 9, f. N.; *Diesing, Syst. Helminth.* i. 544.

*Hab.* Intestines of the Hooded Crow, *Corvus cornix*.

From the collection of M. Siebold.

#### 12. TÆNIA CRATERIFORMIS.

*Tænia crateriformis*, *Goeze, Naturg.* 396, t. 31, B. f. 16-18; *Batsch, Bandw.* 180, n. 26, f. 103, 104; *Schrank, Verzeichn.* 41, n. 124; *Gmelin, Syst. Nat.* 3070, n. 42; *Tab. Encyc.* t. 47, f. 5, A. B.; *Schmalz, Tab. Anat. Entoz.* t. 4, f. 23 (ova); *Rudolphi, Hist. Nat. Entoz.* ii. pt. 2, 191; *Synopsis*, 168 & 531, t. 3, f. 9 (ovum); *Bosc, Hist. Nat. Vers.* i. 299; *Dujardin, Hist. Nat. Helm.* 570, t. 9, f. K.

*Halysis crateriformis*, *Zeder, Naturg.* 369, n. 58; *Diesing, Syst. Helminth.* i. 547.

*Hab.* Intestines of the Green Woodpecker, *Gecinus viridis*.

From the collection of M. Siebold.

#### 13. TÆNIA INFLATA.

*Tænia inflata*, *Rudolphi, Synopsis*, 166 & 527; *Dujardin, Hist. Nat. Helm.* 572; *Diesing, Syst. Helminth.* i. 540.

*Tænia Fulicæ*, *Rudolphi, Hist. Nat. Entoz.* ii. pt. 2, 208.

*Tænia serpentiformis fulicarum*, *Gmelin, Syst. Nat.* 3070, n. 40; *Goeze, Naturg.* 394 (in a note upon *T. serpentiformis*); *Batsch, Bandw.* 180 (under *T. serpentiformis*).

*Halysis fulicarum*, *Zeder, Naturg.* 374, n. 75.

*Hab.* Intestines of the common Coot, *Fulica atra*.

From the collection of M. Siebold.



## 14. TÆNIA MULTISTRIATA.

*Tænia multistriata*, *Rudolphi, Hist. Nat. Entoz.* ii. pt. 2, 183, t. 10, f. 6; *Synopsis*, 166 & 526; *Bremser, Icon. Helm.* t. 16, f. 7-9; *Blainville, Dict. Sc. Nat.* lvii. 599; *Dujardin, Hist. Nat. Helm.* 572; *Diesing, Syst. Helminth.* i. 540.

*Tænia capillaris*, *Rudolphi, Hist. Entoz.* ii. pt. 2, 138; *Synopsis*, 156 & 511; *Dujardin, Hist. Nat. Helm.* 606, n. 118; *Diesing, Syst. Helminth.* i. 529.

*Tænia minuta*, *Braun, MSS. in Rudolphi*, l. c. 138.

? *Tænia Colymbi cristati*, *Rudolphi, Hist. Entoz.* ii. pt. 2, 206, n. 95.

*Hab.* Intestines of the Great-crested Grebe, *Podiceps cristatus*.

From the collection of M. Siebold. (*T. capillaris*.)

*c. Two genital orifices on each joint opposite.*

## 15. TÆNIA CUCUMERINA.

*Tænia osculis marginalibus oppositis*, *Linneus, Diss. de Tænia*, t. 1, f. 4; *Faun. Suec.* 2265.

*Tænia canina*, *Pallas, Elench. Zooph.* 408; *Linn. Syst. Nat.* ed. 12, 1324, n. 4; *Pallas, Nord. Beyt.* i. 1, 57 (part), t. 2, f. 10-12; *Tab. Encyc.* (part), t. 41, f. 21, 22.

*Tænia canina gracilibus oblongis articulis*, *Werner, Brev. Expos.* 58, t. 3, f. 64-69, t. 4, f. 77-79.

*Tænia cucumerina*, *Bloch, Abhand.* 17, n. 15, t. 5, f. 6, 7; *Rudolphi, Hist. Nat. Entoz.* ii. pt. 2, 100; *Synopsis*, 147; *Schmalz, Tab. Anat. Entoz.* t. 4, f. 1, 2, 25, 26; *Lamarck, An. S. Vert.* iii. 162, 2nd ed. 576; *Creplin, Obs. de Entoz.* 77, f. 10-13; *Dujardin, Hist. Nat. Helm.* 575, t. 12, f. C.; *Diesing, Syst. Helminth.* i. 531.

*Tænia cateniformis* (part), *Goeze, Naturg.* 311, t. 23, f. A.-C.; *Wagler, in Goeze*, l. c. 324, t. 23, f. D. E.

*Tænia cateniformis, a. canina*, *Gmelin, Syst. Nat.* 3066, n. 4; *Rudolphi, Obs.* i. 34.

*Tænia ellyptica* (part), *Batsch, Bandw.* 129, n. 7.

*Tænia moniliformis* (part), *Schrank, Verzeichn.* 34, n. 104.

*Tænia prismatica*, *Braun, MSS. in Rudolphi*, l. c. 101.

*Alyselminthus ellipticus* (part), *Zeder, Nachtrag*, 290.

*Halysis elliptica* (part), *Zeder, Naturg.* 361, n. 49.

*Hab.* Intestines of the common Dog, *Canis familiaris*.

From the collection of M. Siebold.

## 16. TÆNIA ELLIPTICA.

*Tænia canina* (part), *Pallas, Nord. Beyt.*, i. 1, 57; *Tab. Encyc.* t. 41, f. 15-20.

*Tænia cateniformis* (part), *Goeze, Naturg.* 311, t. 22 B, f. 13-22.

*Tænia canina felis*, *Werner, Brev. Expos. Cont. i. 17, t. 9, f. 34-37.*  
*Tænia ellyptica*, *Batsch, Bandw. 129, n. 7, f. 7, 8, 24-26, 57, 65, 161.*

*Tænia moniliformis* (part), *Schrank, Verzeichn. 34, n. 104.*

*Tænia cateniformis*,  $\epsilon$  *felis*, *Gmelin, Syst. Nat. 3066, n. 4.*

*Alyselminthus cuneiceps*, *Zeder, Nachtrag, 253.*

*Halysis cuneiceps*, *Zeder, Naturg. 344, n. 25.*

*Tænia cuneiceps*, *Rudolphi, Hist. Nat. Entoz. ii. pt. 2, 143.*

*Halysis elliptica* (part), *Zeder, Naturg. 361, n. 49.*

*Tænia elliptica*, *Rudolphi, Hist. Nat. Entoz. ii. pt. 2, 195; Synopsis, 158 & 514; Dujardin, Hist. Nat. Helm. 576; Schmatz, Tab. Anat. Entoz. t. 4, f. 4, 5; Diesing, Syst. Helminth. i. 532.*

*Hab.* Intestines of the common Cat, *Felis catus domesticus.*

From the collections of M. Siebold and Dr. G. Johnston.

## § 2.

### B. *Proboscis unarmed.*

#### a. *Genital orifices opposite.*

#### 17. TÆNIA EXPANSA.

*Tænia vasis nutricis distinctis*, *Bloch, Abhand. 16, n. 14, t. 5, f. 1-5.*

*Tænia ovina*, *Goeze, Naturg. 369, t. 28, f. 1-12; Batsch, Bandwurm. 182, n. 28, f. 109, 162; Schrank, Verzeichn. 38, n. 115; Gmelin, Syst. Nat. 3074, n. 55; Tab. Encyc. t. 45, f. 1-12; Bosc, Hist. Nat. Vers, i. 302, t. 10, f. 4, 5.*

*Halysis ovina*, *Zeder, Naturg. 332, n. 7.*

*Tænia expansa*, *Rudolphi, Hist. Nat. Entoz. ii. pt. 2, 77; Synopsis, 144 & 487; Gurlt, Path. Anat. d'Haussaügeth, t. 10, f. 1, 2; Deslongchamps, Enc. Méth. Vers, 714; Lamk. An. S. Vert. iii. 161, 2nd. ed. iii. 574; Dujardin, Hist. Nat. Helminth. 577; Diesing, Syst. Helminth. i. 497.*

*Alyselminthus expansus*, *Blainville, Dict. Sc. Nat. lvii. 607.*

*Tænia capreoli*, *Viborg, Ind. Mus. Vet. Hafn. 238, n. 87 b.; Rudolphi, Hist. Nat. Entoz. 200, n. 83.*

*Hab.* Intestine of the common Sheep, *Ovis aries.*

From the collection of M. Siebold.

#### 18. TÆNIA LAMELLIGERA.

*Tænia lamelligera*, *Owen, Trans. Zool. Soc. i. 385, t. 41, f. 21-23; Dujardin, Hist. Nat. Helminth. 577, n. 43; Diesing, Syst. Helminth. i. 534.*

*Hab.* ——— ?

From the Euphrates Expedition.

19. TÆNIA GOEZII, *Baird.*

Head wanting. Articulations of body very short, numerous. The inferior margin straight. Genital orifices opposite, situated on or near the lower edge of each joint, the lemniscus being projected out in form of an elevated papilla, which curves downwards. Greatest breadth of body 6 lines, length of articulations about  $\frac{1}{2}$  a line.

This species differs from *expansa* and *denticulata* in having the posterior border or edge of each joint smooth and rounded, instead of being crenulated or undulated, and having the genital orifices situated on the lower edge of the joint instead of in the middle.

*Hab.* ——— ?

From old collection.

## 20. TÆNIA DENTICULATA.

*Camper, Beschäft. Berl. N. Fr.* 4, 139.

*Tænia ovina, β bovina, Gmelin, Syst. Nat.* 3074, n. 55; *Carlisle, Trans. Linn. Soc.* ii. t. 25, f. 15, 16.

*Tænia denticulata, Rudolphi, Hodoepor.* i. 81, ii. 39; *Hist. Nat. Entoz.* ii. pt. 2, 79; *Synopsis*, 145, n. 2; *Deslongch. Enc. Méth. Vers*, 714; *Lamk. An. S. Vert.* iii. 161, 2nd ed. 574, n. 2; *Dujardin, Hist. Nat. Helm.* 578; *Diesing, Syst. Helminth.* i. 498.

*Alyselminthus denticulatus, Blainville, Dict. Sc. Nat.* lvii. 607.

*Hab.* Intestines of the Ox, *Bos taurus.*

From the collection of M. Siebold.

## 21. TÆNIA PECTINATA.

*Tænia leporina, Limbourg, Philos. Trans.* 1766, 126, t. 6, f. 1.

*Tænia cuniculi, Marigues, in Rozier, Obs. de Phys.* xii. 229–231, t. 2, f. 3; *Historie der Natur.* iii. pt. 2, 180.

*Tænia acutissima* (part), *Pallas, Nord. Beyt.* i. 1, 75, t. 3, f. 25.

*Tænia marmotæ?* *Frölich, Naturf.* xxix. 77, n. 43, t. 2, f. 17–20?

*Alyselminthus pectinatus, Zeder, Nachtrag*, 246–249; *Blainville, Dict. Sc. Nat.* lvii. 607.

*Halysis pectinata, Zeder, Naturg.* 332, n. 6.

*Tænia pectinata, Goeze, Naturg.* 363, t. 27, f. 7–13; *Batsch, Bandw.* 168, n. 21, f. 89 & 168; *Schrank, Verzeichn.* 38, n. 114; *Gmelin, Syst. Nat.* 3073, n. 54; *Tab. Encyc.* t. 44, f. 7–11; *Rudolphi, Hist. Nat. Entoz.* ii. pt. 2, 82; *Synopsis*, 145 & 488, n. 3; *Bloch, Hist. Nat. Vers.* i. 302; *Dujardin, Hist. Nat. Helminth.* 592; *Bremser, Icon. Helm.* t. 14, f. 5, 6; *Deslongch. Encyc. Méth. Vers*, 714; *Lamk. An. S. Vert.* iii. 161, 2nd ed. iii. 575; *Diesing, Syst. Helminth.* i. 498.

*Hab.* Intestines of the Hare, *Lepus timidus.*

From the collection of M. Siebold.



## 22. TÆNIA VARIABILIS.

*Tænia vanelli* ad *T. serpentiformem* relata, *Goeze, Naturg.* 394 (note).

*Tænia serpentiformis* (part), *Batsch, Bandw.* 180.

*Tænia serpentiformis*  $\theta$  *vanelli*, *Gmelin, Syst. Nat.* 3070, n. 40.

?*Tænia stentorea*, *Frölich, Naturforsch.* xxix. 86, n. 50, t. 2, f. 23-25.

*Tænia variabilis*, *Rudolphi, Wiedm. Arch.* iii. 1, 120; *Hist. Nat. Entoz.* ii. pt. 2, 120; *Synopsis*, 151 & 498, n. 28, t. 3, f. 3-6; *Deslongchamps, Enc. Méth. Vers.* 720; *Lamk. Hist. An. S. Vert.* iii. 163, 2nd ed. iii. 577; *Dujardin, Hist. Nat. Helminth.* 604; *Diesing, Syst. Helminth.* i. 523.

*Halysis vanelli*, *Zeder, Naturg.* 374, n. 76.

*Hab.* Intestines of the Crested Lapwing, *Vanellus cristatus*.

From the collection of M. Siebold.

## 23. TÆNIA BIFARIA.

*Tænia bifaria*, *Siebold, MSS.*?

*Hab.* Intestines of the Ferruginous Duck, *Nyroca leucophthalmos*.

From the collection of M. Siebold.

## 24. TÆNIA TRIPUNCTATA.

*Tænia tripunctata*, *Braun, MSS. in Rudolphi, Hist. Nat. Entoz.* ii. pt. 2, 99, t. 10, f. 3, 4; *Synopsis*, 147, n. 13; *Dujardin, Hist. Nat. Helm.* 588, n. 65; *Creplin, Obs. de Entoz.* 74, f. 17; *Schmalz, Tab. Anat. Entoz.* t. 4, f. 3; *Diesing, Syst. Helminth.* i. 522.

*Hab.* Intestines of the common Hedgehog, *Erinaceus europæus*.

From the collection of M. Siebold.

## b. Genital orifices unilateral.

## 25. TÆNIA LEPTOCEPHALA.

*Tænia leptocephala*, *Creplin, Obs. de Entoz.* 72; *Dujardin, Hist. Nat. Helm.* 579, t. 12, f. G.; *Diesing, Syst. Helminth.* i. 533.

*Hab.* Intestines of the Norway Rat, *Mus decumanus*.

From the collection of M. Siebold.

## 26. TÆNIA PERFOLIATA.

*Tænia equina* (part), *Pallas, Nord. Beyt.* i. 1, 71, t. 3, f. 21-24; *Batsch, Bandw.* 201, f. 137, 138; *Gmelin, Syst. Nat.* 3074, n. 56.

*Tænia equina perfoliata*, *Goeze, Naturg.* 353, t. 25 B, f. 11-13.

*Tænia quadrilobata*, *Abildgaard, Zool. Dan.* iii. 51, t. 110, f. 2, 3.



*Tænia perfoliata*, Schrank, *Verzeichn.* 37, n. 110; Rudolphi, *Hist. Nat. Entoz.* ii. pt. 2, 89; *Synopsis*, 145, n. 6; Bremser, *Icon. Helm.* t. 15, f. 2-4; Deslongch. *Enc. Méth. Vers*, 715; Lamk. *An. S. Vert.* iii. 162, 2nd ed. iii. 575; Dujardin, *Hist. Nat. Helminth.* 580, t. 11, f. G.; Cuv. *Règn. An. Ed. Crochard*, *Zooph.* t. 39, f. 2; Diesing, *Syst. Helminth.* i. 499.

*Tænia quadriloba*, Gmel. *Syst. Nat.* 3069, n. 88; *Tab. Encyc.* t. 43, f. 6-12; Bosc, *Hist. Nat. Vers*, i. 299.

*Alyselminthus lobatus*, Zeder, *Nachtrag*, 241.

*Halysis perfoliata*, Zeder, *Naturg.* 330, n. 3, t. 4, f. 5.

*Alyselminthus perfoliatus*, Blainville, *Dict. Sc. Nat.* lvii. 607.

*Hab.* Intestines of the Horse, *Equus caballus*.

From the collection of M. Siebold.

### 27. TÆNIA MICROPS.

*Tænia microps*, Diesing, *Syst. Helminth.* i. 510.

*Hab.* Intestines of the Black Grouse, *Tetrao tetrix*.

From the collection of M. Siebold.

### 28. TÆNIA STYLOSA.

*Tænia serpentiformis* (part), Goeze, *Naturg.* 393; Gmel. *Syst. Nat.* 3069, n. 40.

*Halysis glandarii*, Zeder, *Naturg.* 374, n. 73.

*Tænia stylosa*, Rudolphi, *Hist. Nat. Entoz.* ii. pt. 2, 154; *Synopsis*, 160 & 520; Diesing, *Syst. Helminth.* i. 546.

*Hab.* Intestines of the Jay, *Garrulus glandarius*.

From the collection of M. Siebold.

### c. Genital orifices alternate.

### 29. TÆNIA PUSILLA.

*Tænia cucurbitina* (part), Pallas, *Nord. Beyt.* i. 1, 47 (fide Rudolphi).

*Tænia cateniformis*,  $\eta$  glirium, Gmelin, *Syst. Nat.* 3067, n. 4; Rudolphi, *Obs.* i. 36; *Tab. Encyc.* t. 42, f. 1, 2.

*Tænia pusilla*, Goeze, *Naturg.* 335, t. 23, f. 5, 6; Batsch, *Bandw.* 134, n. 8, f. 58; Schrank, *Verzeichn.* 35, n. 106; Rudolphi, *Hist. Nat. Entoz.* ii. pt. 2, 149; *Synopsis*, 159; Dujardin, *Hist. Nat. Helm.* 580; Diesing, *Syst. Helminth.* i. 502.

*Alyselminthus pusillus*, Zeder, *Nachtrag*, 282.

*Halysis pusilla*, Zeder, *Naturg.* 347, n. 29.

*Hab.* Intestines of the common Mouse, *Mus musculus*.

From the collection of M. Siebold.

## 30. TÆNIA LONGICOLLIS.

*Tænia Salmonis Wartmanni*, *Frölich, Naturf.* xxiv. 124, t. 4, f. 20, 21, 1789.

*Tænia Frölichii*, *Gmelin, Syst. Nat.* 3080, n. 91; *Bosc, Hist. Nat. Vers.* i. 308.

*Alyselminthus longicollis*, *Zeder, Nachtrag*, 258.

*Tænia longicollis*, *Rudolphi, Wiedm. Arch.* iii. 1, 113; *Hist. Nat. Entoz.* ii. pt. 2, 107, n. 20; *Synopsis*, 149 & 495, n. 21; *Dujardin, Hist. Nat. Helm.* 585; *Diesing, Syst. Helminth.* i. 512.

*Halysis longicollis*, *Zeder, Naturg.* 333, n. 9.

*Scolex tetrastomus*, *Rudolphi, Hist. Nat. Entoz.* ii. pt. 2, 6, n. 3.

*Cysticercus salmonum*, *Rudolphi*, l. c. 240, n. 14.

*Vesicaria truttæ*, *Frölich, Naturf.* xxiv. 127–129; *Martini, Gesel. der Natur.* x. 569; *Schrank, Bayersche Reise*, 136.

*Cysticercus truttæ*, *Zeder, Naturg.* 416, n. 8.

*Tænia truttæ*, *Gmelin, S. N.* 3064, n. 30.

*Hab.* Intestines of *Salmo Wartmanni*.

From the collection of M. Siebold.

## 31. TÆNIA LITTERATA.

*Tænia cateniformis vulpis*, *De Borke, in Goeze, Naturg.* 310, t. 22 A, f. 10–12.

*Tænia litterata*, *Batsch, Bandw.* 128, f. 56; *Rudolphi, Obs.* i. 35; *Hist. Nat. Entoz.* ii. pt. 2, 103; *Synopsis*, 148, n. 16; *Dujardin, Hist. Nat. Entoz.* 591; *Diesing, Syst. Helminth.* i. 501.

*Tænia vulpina* (part), *Schrank, Verzeichn.* 34, n. 103.

*Tænia cateniformis*, ♂ *litterata*, *Gmelin, Syst. Nat.* 3067, n. 4.

*Alyselminthus litteratus*, *Zeder, Nachtrag*, 266.

*Halysis litterata*, *Zeder, Naturg.* 350, n. 36.

? *Tænia canis lagopodis*, *Rudolphi, Synopsis*, 169, n. 95.

*Hab.* Intestines of the common Fox, *Canis vulpes*.

From the collection of M. Siebold.

*Note.* Dujardin is inclined to consider this species as identical with the *T. crassiceps*. After a careful examination, however, of the specimens sent by Dr. Siebold, I can discover no appearance of a proboscis armed with a crown of hooks. The suckers differ in shape, and the articulations of the body do not coincide in form with those of that species.

## 32. TÆNIA DENDRITICA.

*Tænia dendritica*, *Goeze, Naturg.* 332, t. 23, f. 1–4; *Schrank, Verzeichn.* 35–105; *Rudolphi, Hist. Nat. Entoz.* ii. pt. 2, 104; *Sy-*

*nopsis*, 148 & 493, n. 17; *Dujardin*, *Hist. Nat. Helm.* 592, t. 12, f. E.; *Diesing*, *Syst. Helminth.* i. 503.

*Tænia floribunda*, *Batsch*, *Bandw.* 137, n. 10, t. 2, f. 60.

*Tænia cateniformis*,  $\zeta$  *sciuri*, *Gmel. Syst. Nat.* 3067, n. 4.

*Tænia sciuri*, *Tab. Encyc.* t. 41, f. 23–26.

*Alyselminthus dendriticus*, *Zeder*, *Nachtrag*, 268.

*Halysis dendriticus*, *Zeder*, *Naturg.* 350, n. 35.

*Hab.* Intestines of the common Squirrel, *Sciurus vulgaris*.

From the collection of M. Siebold.

### 33. TÆNIA CYLINDRACEA.

*Tænia cylindracea*, *Bloch*, *Abhand.* 14, n. 9, t. 3, f. 5–7; *Batsch*, *Bandw.* 191, n. 33, f. 119–121; *Schrank*, *Verzeichn.* 51, n. 156.

*Tænia brachium globulosum*, *Goeze*, *Naturg.* 401, t. 32 A, f. 13–16.

*Tænia globifera*, *Batsch*, *Bandw.* 199, n. 41, f. 134–136; *Gmelin*, *Syst. Nat.* 3074, n. 58; *Tab. Encyc.* t. 48, f. 1–4; *Rudolphi*, *Hist. Nat. Entoz.* ii. pt. 2, 145; *Synopsis*, 158 & 514, n. 53; *Creplin*, *Nov. Obs. de Entoz.* 112; *Bosc*, *Hist. Nat. Vers.* i. 303; *Dujardin*, *Hist. Nat. Helm.* 594; *Diesing*, *Syst. Helminth.* i. 506.

*Tænia globulosa*, *Schrank*, *Verzeichn.* 43, n. 128; *Frölich*, *Naturf.* xxix. 80, n. 44.

*Halysis globifera*, *Zeder*, *Naturg.* 334, n. 12.

*Hab.* Intestines of the Rough-legged Falcon, *Falco lagopus*.

From the collection of M. Siebold.

#### d. Genital orifices — ?

### 34. TÆNIA OCELLATA.

*Tænia cystica* (part), *Pallas*, *Nord. Beyt.* i. 1, 101, t. 3. f. 33.

*Tænia percæ*, *Muller*, *Naturf.* xiv. 152–154, 179; *Zool. Dan.* ii. 5, t. 44, f. 1–4; *Batsch*, *Bandw.* 234, n. 7; *Gmel. Syst. Nat.* 3079, n. 77 (var.  $\beta$ , exclus.); *Schrank*, *Verzeichn.* 48, n. 146; *Bosc*, *Hist. Nat., Vers.* i. 307 (synon. part exclus.).

*Tænia cernua*, *Gmel. S. N.* 3079, n. 79.

*Tænia ocellata*, *Rudolphi*, *Wiedm. Arch.* iii. 1, 112; *Hist. Nat. Entoz.* ii. pt. 2, 108; *Synopsis*, 149, n. 22; *Dujardin*, *Hist. Nat. Helm.* 583; *Diesing*, *Syst. Helminth.* i. 513.

*Halysis percæ*, *Zeder*, *Naturg.* 355, n. 42.

*Halysis cernua*, *Zeder*, l. c. 376.

*Hab.* Intestines of the common Perch, *Perca fluviatilis*.

From the collection of M. Siebold.



## 35. TÆNIA TORULOSA.

- Tænia articulata* rotundis, *Bloch, Abhand.* 11, t. 2, f. 1-4, 10, 11.  
*Tænia torulosa*, *Batsch, Bandw.* 181, n. 27, f. 105-108; *Gmelin, Syst. Nat.* 3081, n. 85; *Rudolphi, Wiedm. Arch.* iii. 1, 110; *Hist. Nat. Entoz.* ii. pt. 2, 111; *Synopsis*, 149, n. 23; *Bosc, Hist. Nat. Vers.* i. 309; *Dujardin, Hist. Nat. Helm.* 584; *Diesing, Syst. Helminth.* i. 514.  
*Tænia orbicularis*, *Schrank, Verzeichn.* 49, n. 150.  
*Tænia simplex*, *Frölich, Naturf.* xxv. 58-61, t. 3, f. 4-6.  
*Rhytelminthus cyprini*, *Zeder, Nachtrag*, 215 & 220.  
*Halysis torulosa*, *Zeder, Naturg.* 352, n. 39.

*Hab.* Intestines of the *Cyprinus aspius*.

From the collection of M. Siebold.

## 36. TÆNIA ÆQUABILIS.

- Tænia æquabilis*, *Rudolphi, Hist. Nat. Entoz.* ii. pt. 2, 135; *Synopsis*, 155; *Dujardin, Hist. Nat. Helm.* 610, n. 130; *Diesing, Syst. Helminth.* i. 527.

*Hab.* Intestines of the Whistling Swan, *Cygnus ferus*.

From the collection of M. Siebold.

37. TÆNIA CALVA, *Baird*.

Head small, rounded and smooth, white and shining. Mouth unarmed. Neck constricted. Segments of body at first very small, gradually enlarging in breadth as they descend till they reach about the middle of the length of the body, where they are still narrow, linear shaped, and about seven times broader than long. After this they begin to increase in length and diminish in breadth, becoming at first nearly square-shaped, and at last, near the extremity, they become nearly twice longer than broad. All the segments are strongly striated across, and the upper and lower margins where they join with each other are considerably thickened.

Length  $5\frac{1}{2}$  inches, greatest breadth nearly 4 mill., breadth of lower extremity 1 mill., of head  $\frac{1}{6}$  mill.

*Hab.* Intestines of the common Grouse, *Lagopus scoticus*.

From the collection of Dr. G. Johnston.

## § 3.

C. *Proboscis* surrounded by a swelling, smooth or rough, with very small spines, and having a crown of very numerous small hooks.

## 38. TÆNIA INFUNDIBULIFORMIS.

*Tænia avium* (part), *Pallas, Nord. Beyt.* i. 1, 87.



*Tænia infundibulum*, *Bloch, Beschüft. Berl. N. Fr.* iv. 555, t. 12, f. 3-5.

*Tænia articulis conoideis*, *Bloch, Abhand.* 13, t. 3, f. 1, 2.

*Tænia infundibuliformis*, *Goeze, Naturg.* 386, t. 31 A, f. 1-6; *Batsch, Bandw.* 172, n. 23, f. 31, 91-93, 164; *Schrank, Verzeichn.* 40, n. 120; *Gmelin, Syst. Nat.* 3071, n. 46; *Tab. Encyc.* t. 46, f. 4-9; *Rudolphi, Obs.* i. 40; *Hist. Nat. Entoz.* ii. pt. 2, 123; *Synopsis*, 152 & 503, n. 33; *Bosc, Hist. Nat. Vers.* i. 300; *Lamk. An. S. Vert.* iii. 166, 2nd ed. iii. 577; *Dujardin, Hist. Nat. Helm.* 586, t. 9, f. A.; *Diesing, Syst. Helminth.* i. 543.

*Tænia cuneata*, *Batsch, Bandw.* 190, n. 32, f. 117, 118; *Gmelin, Syst. Nat.* 3076, n. 67; *Bosc, Hist. Nat. Vers.* i. 305.

*Tænia conoidea*, *Schrank, Verzeichn.* 45, n. 136.

*Alyselminthus infundibuliformis*, *Zeder, Nachtrag*, 271.

*Halysis infundibuliformis*, *Zeder, Naturg.* 345, n. 27.

*Hab.* Intestines of the Wild Duck, *Anas boschas*.

From the collection of M. Siebold.

#### § 4.

*Proboscis* — ?

### 39. TÆNIA SPHENOCEPHALA.

*Tænia serpentiformis* (part), *Goeze, Naturg.* 394 (note under *Tænia serpentiformis*).

*Tænia serpentiformis*, *turturis*, *Gmelin, Syst. Nat.* 3070, n. 40.

*Alyselminthus Columbæ*, *Zeder, Nachtrag*, 281.

*Tænia sphenoccephala*, *Rudolphi, Hist. Nat. Entoz.* ii. pt. 2, 94; *Synopsis*, 154 & 506, n. 39; *Dujardin, Hist. Nat. Helm.* 602; *Schmalz, Tab. Anat. Entoz.* t. 4, f. 19 (ova); *Diesing, Syst. Helminth.* i. 509.

*Halysis Columbæ*, *Zeder, Naturg.* 343, n. 24.

*Hab.* Intestines of the Turtle-Dove, *Turtur auritus*.

From the collection of M. Siebold.

### 40. TÆNIA FILUM.

*Tænia filum*, *Goeze, Naturg.* 398, t. 32 A, f. 1-7; *Batsch, Bandw.* 175, n. 24, f. 27, 94, 95; *Schrank, Verzeichn.* 42, n. 126; *Gmelin, Syst. Nat.* 3071, n. 45; *Tab. Encyc.* t. 47, f. 11-17; *Rudolphi, Wiedm. Arch.* iii. 1, 119; *Hist. Nat. Entoz.* ii. pt. 2, 140; *Synopsis*, 157 & 512, n. 49; *Bosc, Hist. Nat. Vers.* i. 300; *Dujardin, Hist. Nat. Helm.* 605, n. 111; *Diesing, Syst. Helminth.* i. 530.

*Halysis filum*, *Zeder, Naturg.* 368, n. 56.

*Hab.* Intestines of the Woodcock, *Scolopax rusticola*.

From the collection of M. Siebold.

## 41. TÆNIA VILLOSA.

*Tænia villosa*, Bloch, *Abhand.* 12, t. 2, f. 5-9; Schrank, *Verzeichn.* 45, n. 135; Rudolphi, *Hist. Nat. Entoz.* ii. pt. 2, 126; *Synopsis*, 153; Bremser, *Vers Intest. de l'Homme*, 140; *Icon. Helm.* t. 15, f. 9-13; Schmalz, *Tab. Anat. Entoz.* t. 3, f. 1-6; Deslongch. *Enc. Méth. Vers*, 722; Lamk. *An. S. Vert.* iii. 164, 2nd ed. iii. 578; Dujardin, *Hist. Nat. Helm.* 603; Diesing, *Syst. Helminth.* i. 526.

*Tænia otidis*, Werner, *Brev. Expos.* 54, t. 3, f. 58-63.

*Tænia fimbriata*, Batsch, *Bandw.* 163, n. 19, f. 86, 87.

*Tænia tarda*, Gmelin, *Syst. Nat.* 3077, n. 70; *Tab. Encyc.* t. 44, f. 2-6; Bosc, *Hist. Nat. Vers*, i. 306.

*Halysis villosa*, Zeder, *Naturg.* 336, n. 14; Blainville, *Dict. Sc. Nat.* lvii. 598.

*Hab.* Intestines of the Great Bustard, *Otis tarda*.

From the collection of M. Siebold.

## 42. TÆNIA CANDELABRARIA.

*Tænia candelabraria*, Goeze, *Naturg.* 405, t. 32 B, f. 24-27; Batsch, *Bandw.* 144, n. 13, f. 70-72; Schrank, *Verzeichn.* 43, n. 130; Gmelin, *Syst. Nat.* 3075, n. 61; *Tab. Encyc.* t. 48, f. 12-15; Rudolphi, *Hist. Nat. Entoz.* ii. pt. 2, 151; *Synopsis*, 160 & 518; Bosc, *Hist. Nat. Vers*, i. 304; Dujardin, *Hist. Nat. Helm.* 595; Diesing, *Syst. Helminth.* i. 533.

*Halysis candelabraria*, Zeder, *Naturg.* 349, n. 31.

*Tænia strigis*, Rudolphi, *Synopsis*, 704.

*Hab.* Intestines of the Long-eared Owl, *Otus vulgaris*.

From the collection of M. Siebold.

## 43. TÆNIA GRACILIS.

*Tænia collo longissimo*, Bloch, *Abhand.* 14, n. 8, t. 3, f. 3, 4.

*Tænia infundibuliformis* (part), Goeze, *Naturg.* 386 (note); Gmelin, *Syst. Nat.* 3071, n. 46; Zeder, *Nachtrag*, 273.

*Halysis gracilis*, Zeder, *Naturg.* 347, n. 28.

*Tænia gracilis*, Rudolphi, *Hist. Nat. Entoz.* ii. pt. 2, 148; *Synopsis*, 158; Dujardin, *Hist. Nat. Helm.* 609, n. 130; Diesing, *Syst. Helminth.* i. 541.

*Hab.* Intestines of the Golden Eye, *Clangula glaucion*.

From the collection of M. Siebold.

## 44. TÆNIA ZEDERI, Baird.

Articulations of moderate size, campanulate-shaped; lower margin of each more or less crenated and thickened, at first they are short, then become longer and narrower. Greatest breadth

about 2 lines, of a yellowish white colour. Genital orifices irregularly alternate.

*Hab.* Stomach of a Penguin. From the Antarctic regions.

Presented by the Admiralty. (Only fragments remain; no head.)

## II. BOTHRIOCEPHALUS.

Tænia (part), *Auctorum.*

Rhytelminthus, *Zeder, Nachtrag.*

Alyselminthus (sp.), *Zeder, Nachtrag.*

Rhytis, *Zeder, Naturgesch.*

Halysis (sp.), *Zeder, Naturg.*

Bothriocephalus, *Rudolphi, Hist. Nat. Entoz. ii. pt. 2, 37; Dujardin, Hist. Nat. Helminth. 611; Bremser, Vers Intest. de l'Homme; Icon. Helminth.; Schmalz, Tab. Anat. Entoz.; Leuckart, Zool. Bruchst.; Creplin, Obs. de Ent.; Blainville, Dict. Sc. Nat. lvii.; Art. Vers.*

Bothryocephalus, *Cuvier, Règn. Anim. iii. 270.*

Botryocephalus, *Lamk. An. S. Vert. iii.*

Dibothrium, *Diesing, Syst. Helminth.*

Tetrabothrium, *Diesing, l. c.*

### § 1.

#### GYMNOBOTHRII, *Rudolphi.*

##### a. DIBOTHRII, *Rudolphi.*

*Head provided with two suckers, longitudinal, and placed opposite each other.*

#### 1. BOTHRIOCEPHALUS LATUS.

Tænia vulgaris, *Linn. Faun. Suec. 2262; Syst. Nat. ed. xii. 1323, n. 2; Gmel. 3065, n. 2; Müller, Zool. Dan. Prod. 2654; Werner, Brev. Expos. 49-54 (nec tab. 3); Retzius, Prælect. 31; Tab. Enc. t. 41, f. 5-9 A; Jördens, Helminthol. 47, t. 4, f. 1-4.*

Tænia lata, *Linn. Faun. Suec. 2263; Syst. Nat. ed. xii. 1324, n. 3; Pullus. Elench. Zooph. 410, n. 4; Nord. Beytr. i. 1, 64, t. 3, f. 17, 18; Bloch, Abhand. 17, n. 16; Goeze, Naturg. 298, t. 21, f. c (ovar.); Batsch, Bandwurm. 111, f. 51, 66; Retzius, Prælect. 34; Gmel. Syst. Nat. 3072, n. 3; Schrank, Verz. 33, n. 101; Carlisle, Trans. Linn. Soc. ii. t. 25, f. 12-14; Jördens, Helminth. 49, t. 4, f. 5-10; Rudolphi, Hist. Nat. Entoz. ii. pt. 2, 70; Cuvier, Règn. An. iii. 269; Guerin, Icon. R. A. Zooph. t. 12, f. 1, 1 a.; Bosc, Hist. Nat. Vers, i. 301; Turton, Brit. Faun. 127, n. 23.*

Tænia à anneaux courts, *Bonnet, Mem. Present. i. 478, t. 1, 2; Nouv. Recherch. in Rozier Obs. de Physique, ix. 243.*

*Tænia grisea*, Pallas, *Elench. Zooph.* 408, n. 3; Schrank, *Verz.* 33, n. 100.

*Tænia membranacea*, Pallas, *Nord. Beytr.* i. 1, 59, t. 3, f. 13-16; Batsch, *Bandwurm.* 107, f. 33, 50.

*Tænia tenella*, Pallas, *Nord. Beytr.* i. 1, 69, t. 2, f. 19 A, B; Batsch, *Bandw.* 115  $\beta$ , f. 52; Retzius, *Prælect.* 35.

*Tænia lata*  $\beta$  *tenella*, Gmel. *Syst. Nat.* 3073.

*Tænia dentata*, Batsch, *Bandwurm.* 184, f. 110-113; Gmel. *Syst. Nat.* 3073, n. 51; Bosc, *Hist. Nat. Vers.* i. 301.

*Tænia humana inermis*, Brera, *Vorles.* 12, t. 1, f. 5, 9, 12-15.

*Halysis lata*, Zeder, *Naturg.* 357, n. 46.

*Halysis membranacea*, Zeder, l. c. 358, n. 47.

*Bothriocephalus latus*, Bremser, *Traité des Vers de l'Homme*, 139 & 163, t. 4, 5; Rudolphi, *Synopsis*, 136 & 469, n. 1; Eschricht, *Nov. Act. Acad. C. L. C.* 1841, xix. 2nd supp. i. t. 1, 2; Mehlis, *Isis*, 1831, t. 2, f. 1, 2; Schmalz, *Tab. Anat. Entoz.* t. 5, f. 1-8; Destongch. *Enc. Méth. Vers.* 143; Owen, *Lect. Comp. Anat.* 51, 52, f. 23-26; Cuvier, *Règn. An. Ed. Crochard*, *Zooph.* t. 40, f. 4; Blainville, *Dict. Sc. Nat.* lvii.; *Art. Vers.* 610, t. 47, f. 1; Dujardin, *Hist. Nat. Helminth.* 612.

*Botryocephalus hominis*, Lamk. *An. S. Vert.* iii. 167, 2nd ed. iii. 581, n. 1.

*Dibothrium latum*, Diesing, *Syst. Helminth.* i. 585.

*Hab.* Intestines of Man.

From the collection of M. Siebold.

## 2. BOTHRIOCEPHALUS DITREMUS.

*Bothriocephalus ditremus*, Creplin, *Obs. de Ent.* 65; *Nov. Obs. de Ent.* 83; Dujardin, *Hist. Nat. Helminth.* 613, n. 3 a.

*Dibothrium ditremum*, Diesing, *Syst. Helminth.* i. 594.

*Hab.* Intestines of the Red-throated Diver, *Colymbus septentrionalis*.

From the collection of M. Siebold.

## 3. BOTHRIOCEPHALUS FRAGILIS.

*Tænia fragilis*, Rudolphi, *Wiedm. Arch.* iii. 1, 108.

*Bothriocephalus fragilis*, Rudolphi, *Hist. Nat. Entoz.* ii. pt. 2, 45; *Synopsis*, 138; Leuckart, *Zool. Bruch.* i. 43, t. 1, f. 20; Dujardin, *Hist. Nat. Helminth.* 616; Schmalz, *Tab. Anat. Entoz.* t. 4, f. 9 (head); Blainville, *Dict. Sc. Nat.* lvii. 610.

*Dibothrium fragile*, Diesing, *Syst. Helminth.* i. 593.

*Hab.* In the appendix of the pylorus of the Shad, *Clupea ulosa*.

From the collection of M. Siebold.



## 4. BOTHRIOCEPHALUS PROBOSCIDEUS.

- Tænia tetragonoceps*, Pallas, *Nord. Beyt.* i. 1, 87, t. 3, f. 31, A.-D.; *Batsch, Bandw.* 204, n. 43, f. 139-141, 175.
- Tænia crassa*, Bloch, *Besch. Berlin, N. Fr.* iv. 545, t. 10, f. 8, 9.
- Tænia capite truncato*, Bloch, *Abhandl.* 15, t. 4, f. 7-10.
- Tænia rugosa* (part), Goeze, *Naturg.* 410.
- Tænia proboscis suilla*, Goeze, *Naturg.* 417, t. 34, f. 1, 2.
- Tænia salmonis*, Muller, *Naturf.* xiv. 179 & 202, xviii. 22; *Gmel. Syst. Nat.* 3080, n. 83; *Tab. Enc.* t. 49, f. 10, 11; *Rudolphi, Obs.* pt. 2, 17; *Bosc, Hist. Nat. Vers.* i. 308.
- Tænia proboscidea*, *Batsch, Bandw.* 212, n. 47, f. 151, 152; *Schrank, Verzeichn.* 47, n. 143; *Rudolphi, Wiedm. Arch.* iii. 1, 105.
- Bothriocephalus proboscideus*, *Rudolphi, Hist. Nat. Entoz.* ii. pt. 2, 39; *Synopsis*, 137 & 472; *Leuckart, Zool. Br.* i. 38, t. 1, f. 14; *Deslongch. Enc. Méth. Vers.* 145; *Blainville, Dict. Sc. Nat.* lvii. 610; *Dujardin, Hist. Nat. Helminth.* 615.
- Rhytis proboscidea*, *Zeder, Naturg.* 293.
- Botryocephalus proboscideus*, *Lamarck, An. S. Vert.* iii. 168, 2nd ed. iii. 582.
- Dibothrium proboscideum*, *Diesing, Syst. Helminth.* i. 590.
- Hab.* Pyloric appendage of the common Salmon, *Salmo salar*.  
From the collections of M. Siebold and Dr. George Johnston.

## 5. BOTHRIOCEPHALUS INFUNDIBULIFORMIS.

- Tænia salvelini*, *Schrank, Vet. Acad. N. Hand.* 1790, 125, n. 33; *Bayerische Reise*, 141.
- Rhytis salvelini*, *Zeder, Naturg.* 292.
- Bothriocephalus infundibuliformis*, *Rudolphi, Hist. Nat. Entoz.* ii. pt. 2, 46; *Synopsis*, 137 & 473, n. 5; *Leuckart, Zool. Bruch.* i. 42; t. 1, f. 18, 19; *Blainville, Dict. Sc. Nat.* lvii. 610; *Dujardin, Hist. Nat. Helminth.* 616.
- Dibothrium infundibuliforme*, *Diesing, Syst. Helminth.* i. 590.
- Hab.* Pyloric appendage of the Salmon Trout, *Salmo trutta*.  
From the collection of M. Siebold.

## 6. BOTHRIOCEPHALUS RUGOSUS.

- Tænia decempollicaris* in Gadi *Mustelæ* intestinis reperta, *Strusensfelt, Vet. Acad. N. Hand.* 1773, 27.
- Tænia tetragonoceps* (part), Pallas, *Nord. Beytr.* i. 1, 88; *Schrank, Verz.* 46, n. 139.
- Tænia rugosa*, Goeze, *Naturg.* 410, t. 33, f. 1-5; *Batsch, Bandw.* 208, n. 44, t. 2, f. 142-145; *Gmel. Syst. Nat.* 3078, n. 75; *Tab.*

*Encyc.* t. 48, f. 20–24; *Rudolphi, Wiedm. Arch.* iii. 1, 107; *Bosc, Hist. Nat. Vers.* i. 307.

*Rhytis conocephus, Zeder, Naturg.* 292, n. 3.

*Bothriocephalus rugosus, Rudolphi, Hist. Nat. Entoz.* ii. pt. 2, 42; *Synopsis*, 137, n. 6; *Dujardin, Hist. Nat. Helminth.* 617.

*Botryocephalus rugosus, Lamk. An. S. Vert.* iii. 168, 2nd ed. iii. 582; *Deslongch. Enc. Méth. Vers.* 146.

*Dibothrium rugosum, Diesing, Syst. Helminth.* i. 591.

*Hab.* Pyloric appendage of the Burbot or Eel Pout, *Lota vulgaris*.

From the collection of M. Siebold.

#### 7. BOTHRIOCEPHALUS PUNCTATUS.

*Vermis multimembris Rhombi, Leeuwenhoek, Arc. Nat.* 402.

*Tænia scorpii, Muller, Zool. Dan. Prodr.* n. 2656; *Naturf.* xiv. 144; *Zoolog. Dan.* ii. 5, t. 44, f. 5–11; *Fabricius, Faun. Groenl.*

319, n. 299; *Batsch, Bandw.* 235, n. 9; *Gmelin, Syst. Nat.* 3078, n. 76; *Schrank, Verzeich.* 48, n. 145; *Bosc, Hist. Nat. Vers.* i. 307.

*Tænia pleuronectis maximi, Muller, Naturf.* xiv. 145.

*Alyselminthus bipunctatus, Zeder, Nachtrag*, 236, t. 6, f. 1–4.

*Tænia punctata, Rudolphi, Wiedm. Arch.* iii. 1, 109.

*Rhytis bipunctata, Zeder, Naturg.* 296, n. 8.

*Halysis scorpii, Zeder, l. c.* 355, n. 43.

*Bothriocephalus punctatus, Rudolphi, Hist. Nat. Entoz.* ii. pt. 2, 50; *Synopsis*, 138 & 475; *Leuckart, Zool. Br.* 40, t. 1, f. 16, t. 2,

f. 40; *Eschricht, Nov. Act. Acad. C. L. C.* xix. 2nd supp. 69, t. 3; *Schmalz, Tab. Anat. Entoz.* t. 4, f. 16, 17; *Blainville, Dict. Sc.*

*Nat.* lvii. 610; *Drummond, Mag. Nat. Hist. N. S.* 1838, ii. 574–7, f. a.–c.; *Dujardin, Hist. Nat. Helminth.* 617.

*Dibothrium punctatum, Diesing, Syst. Helminth.* i. 593.

*Hab.* Intestines of the Turbot, *Psetta maxima*.

From the collection of M. Siebold.

#### 8. BOTHRIOCEPHALUS CLAVICEPS.

*Vermis multimembris anguillæ, Leeuwenhoek, Arc. Nat.* 341 & 400; *Goeze, Besch. Berl. N. Fr.* iii. 490.

*Tænia claviceps, Goeze, Naturg.* 414, t. 33, f. 6–8; *Batsch, Bandw.* 211, n. 46, f. 148–150; *Schrank, Verzeich.* 46, n. 140; *Rudolphi, Wiedm. Arch.* iii. 1, 103.

*Tænia anguillæ, Muller, Schrift. Berl. N. Fr.* i. 208; *Naturf.* xiv. 156; *Batsch, Bandw.* 233, n. 6; *Gmel. Syst. Nat.* 3078, n. 74;

*Tab. Encyc.* t. 49, f. 1–3; *Bosc, Hist. Nat. Vers.* i. 307.

*Rhytelminthus anguillæ, Zeder, Nachtrag*, 215.

*Rhytis claviceps, Zeder, Naturg.* 293, n. 4.

*Bothriocephalus claviceps*, *Rudolphi, Hist. Nat. Entoz. ii. pt. 2, 37*; *Synopsis*, 136 & 472, n. 3; *Dujardin, Hist. Nat. Helm.* 618; *Leuckart, Monog.* 49, t. 11, f. 28; *Deslongch. Enc. Méth. Vers.* 145; *Blainville, Dict. Sc. Nat.* lvii. 610.

*Botryocephalus claviceps*, *Lamk. An. S. Vert.* iii. 167, 2nd ed. iii. 582.

*Dibothrium claviceps*, *Diesing, Syst. Helminth.* i. 589.

*Hab.* Intestine of the common Eel, *Anguilla acutirostris*.

From the collection of M. Siebold.

#### 9. BOTHRIOCEPHALUS ANTHOCEPHALUS.

*Tænia phocarum*, *Fabricius, Faun. Groenl.* 316, n. 296; *Dansk. Selsk. Skrivt.* i. 2, 153-155, t. 10, f. 3.

*Tænia phocæ*. *Muller, Naturf.* xiv. 179; *Batsch, Bandw.* 232, n. 2; *Schrank, Verzeich.* 50, n. 153; *Gmel. Syst. Nat.* 3073, n. 52; *Goeze, Naturg.* 372 (note); *Bosc, Hist. Nat. Vers.* i. 302; *Deslongch. Enc. Méth. Vers.* 715; *Lamk. An. S. Vert.* 2nd ed. iii. 575.

*Alyselminthus lanceolato-lobatus*, *Zeder, Nachtrag*, 246.

*Alyselminthus phocarum*, *Blainville, Dict. Sc. Nat.* lvii. 607.

*Halysis lanceolato-lobata*, *Zeder, Naturg.* 329, n. 1.

*Tænia anthocephala*, *Rudolphi, Hist. Nat. Entoz. ii. pt. 2, 91*; *Synopsis*, 146, n. 8; *Dujardin, Hist. Nat. Helm.* 591.

*Tetrabothrium anthocephalum*, *Diesing, Syst. Helminth.* i. 601.

*Hab.* Intestines of the Leporine Seal, *Phoca barbata*. From Baffin's Bay.

Presented by Capt. Sabine.

#### 10. BOTHRIOCEPHALUS ANTARCTICUS, *Baird*.

Head conical, elongated, smooth, with two lateral fossettes opposite. At the lower margin of each fossette there are two small rounded lobes projecting. Body rounded. From the neck some way downwards it is quite round or cylindrical, and the articulations are very numerous and very small, appearing like mere ridges across. Lower down the body becomes flatter, and the joints larger and more developed; the lower margin thin. An impressed line runs along the centre of the body through its whole length.

Length about 9 inches, greatest breadth of body about 3 lines.

*Hab.* Stomach and intestines of a Seal caught about and within the Antarctic circle.

Presented by the Admiralty.



b. TETRABOTHRII, *Rudolphi*.

*Head provided with four appendages in form of small ears or the petals of a flower.*

## 11. BOTHRIOCEPHALUS MACROCEPHALUS.

*Tænia immerina*, *Abildgaard, Dansk. Selsk. Skrivr. i.* 58, 61; *Vers*, 53, 56, t. 5, f. 2.

*Rhytis immerina*, *Zeder, Naturg.* 297, n. 9.

*Bothriocephalus macrocephalus*, *Rudolphi, Hist. Nat. Entoz.* ii. 2, 61; *Synopsis*, 140 & 478, n. 16; *Leuckart, Zool. Br.* i. 36, t. 1, f. 12; *Bremser, Icon. Helminth.* t. 13, f. 12, 13; *Dujardin, Hist. Nat. Entoz.* 619.

*Tetrabothrium macrocephalum*, *Diesing, Syst. Helminth.* i. 599.

*Hab.* Intestines of the Red-throated Diver, *Colymbus septentrionalis*.

From the collection of M. Siebold.

## 12. BOTHRIOCEPHALUS CYLINDRACEUS.

*Bothriocephalus cylindraceus*, *Rudolphi, Synopsis Entoz.* 140 & 478, n. 17; *Dujardin, Hist. Nat. Helminth.* 619.

*Bothriocephalus macrocephalus?* *Leuckart, Zool. Br.* 65; *Dujardin*, l. c.

*Tetrabothrium cylindraceum*, *Diesing, Syst. Helminth.* i. 600.

*Hab.* Intestines of the common Gull, *Larus canus*.

From the collection of M. Siebold. (Fragments only.)

## 13. BOTHRIOCEPHALUS AURICULATUS.

*Bothriocephalus auriculatus*, *Rudolphi, Synopsis Entoz.* 141 & 479, n. 18; *Bremser, Icon. Helminth.* t. 13, f. 14-19; *Dujardin, Hist. Nat. Helminth.* 620.

*Bothriocephalus flos*, *Leuckart, Zool. Br.* i. 34, t. 1, f. 8-11, t. 2, 39; *Schmalz, Tab. Anat. Entoz.* t. 4, f. 8 & 13?

*Hab.* Intestines of the Weasel, *Mustela vulgaris*.

From the collection of M. Siebold.

\* *Specimen without the Head.*

14. BOTHRIOCEPHALUS TETRAPTERUS, *Siebold*.

*Hab.* Intestines of the common Seal, *Callocephalus vitulinus*.



## III. SCHISTOCEPHALUS.

*Tænia* (sp.), *Muller, Schrank, Bloch, &c.*

*Bothriocephalus* (sp.), *Rudolphi, Mehlis, Bremser, Leuckart, &c.*

*Rhytis* (sp.), *Zeder.*

*Halysis* (sp.), *Zeder.*

*Schistocephalus*, *Creplin, Nov. Obs.* 90; *Allgem. Encyc.* 296; *Mehlis, Isis*, 1831, 192; *Dujardin, Hist. Nat. Helm.* 622; *Diesing.*

## 1. SCHISTOCEPHALUS DIMORPHUS.

*Schistocephalus dimorphus*, *Creplin, Nov. Obs.* 90; *Allgem. Encyk.* xxxii. 296; *Mehlis, Isis*, 1831, 193; *Dujardin, Hist. Nat. Helm.* 623; *Diesing, Syst. Helminth.* i. 584.

1. *In the first degree of development; in the intestine of the Gasterosteus.*

*Frisch, Miscell. Berol.* iv. 1727, 395.

*Hirudo depressa alba*, *Linæus, Oelcndsk. och Gothlandsk. Resc.*, 250.

*Fasciola hepatica* (part), *Linæus, Syst. Nat.* ed. xii. 1077.

*Tænia lata*, *Pallas, Elench. Zooph.* 410.

*Tænia acutissima* (part), *Pallas, Nord. Beyt.* i. 1, 76-78, t. 3, f. 27.

*Tænia solida*, *Muller, Zool. Dcn. Prod.* 2657; *Zoega, Naturf.* xviii. 25 (note); *Gmel. Syst. Nat.* 3079, n. 80; *Schrank, Verzeich.* 49, n. 147.

*Tænia gasterostei*, *Muller, Naturf.* xviii. 22-35, t. 3, f. 1-5; *Fabricius, Faun. Groenl.* 320, n. 300; *Batsch, Bandw.* 224, f. 170; *Abildgaard, Dansk. Selsk. Skrivt.* i. 1, 53-58; *Vers*, 49-53, t. 5, f. 1, n. 1 & 2; *Schrank, Verzeich.* 49, n. 148; *Bosc, Hist. Nat. Vers*, i. 308.

*Rhytis solida*, *Zeder, Naturg.* 297, n. 10.

*Bothriocephalus solidus*, *Rudolphi, Hist. Nat. Entoz.* ii. 2, 57; *Synopsis*, 139-477, n. 14; *Mehlis, Isis*, 1831, 192; *Bremser, Icon. Helm.* t. 13, f. 9-11; *Leuckart, Zool. Bruchs.* t. 2, f. 27; *Blainville, Dict. Sc. Nat.* lvii. 610; *Zeder, Nachtrag*, 257.

2. *Second degree of development; in the intestines of Birds.*

*Tænia lanceolato-nodosa*, *Bloch, Abhandl.* 10, n. 2, t. 1, f. 9.

*Tænia lanceola*  $\beta$ , *Batsch, Bandw.* 167.

*Tænia lanceolata*  $\beta$  *nodosa*, *Gmelin, Syst. Nat.* 3075, n. 63; *Rudolphi, Obs.* i. 41.

*Tænia nodularis*, *Schrank, Verzeich.* 39, n. 118.

*Halysis lanceolato-nodosa*, *Zeder, Naturg.* 340, n. 18.

*Bothriocephalus nodosus*, *Rudolphi, Hist. Nat. Entoz.* ii. 2, 54; *Synopsis*, 140, n. 15.

*Hab.* Intestines of the Black-headed Gull, *Larus ridibundus*.

From the collection of M. Siebold.

## IV. TRIÆNOPHORUS.

- Tænia (sp.), *Pallas, Muller, Bloch, Goeze, &c.*  
 Vesicaria (sp.), *Schrank.*  
 Rhytelminthus (part), *Zeder, Nachtrag.*  
 Rhytis (part), *Zeder, Naturg.*  
 Cysticercus (part), *Rudolphi, Zeder.*  
 Tricuspidaria, *Rudolphi, Hist. Nat. Entoz. ii. 2, 32; Lamk. An. S. Vert. iii.; Cuv. Règn. An. iii.*  
 Triænoporus, *Rudolphi, Synopsis Entoz. 135; Leuckart, Bremser, Blainville, Creplin, Dujardin, Diesing.*

## 1. TRIÆNOPHORUS NODULOSUS.

- Tænia rugosa (part), *Pallas, Diss. de Infest. Viv.*  
 Tænia piscium (part), *Pallas, Elench. Zooph. 413.*  
 Tænia nodulosa, *Pallas, Nord. Beyt. i. 1, 90, t. 3, f. 32, 32 C., i. 2, 63; Goeze, Naturg. 418, t. 34, f. 3-6; Gmel. Syst. Nat. 3072, n. 50; Schrank, Verzeich. 48, n. 144; Samml. Naturhist. Aufs. 324; Tab. Encyc. t. 49, f. 12-15.*  
 Tænia nodosa, *Batsch, Bandw. 148, n. 15, f. 76-79.*  
 Tænia lucii, *Müller, Zool. Dan. Prod. n. 2655; Naturf. xiv. 141 & 179.*  
 Tænia tricuspidata intestinalis, *Bloch, Besch. Berl. N. Fr. iv. 451, t. 15, f. 1-5; Abhand. 19, n. 17; Traité de la Gen. des Vers, 41.*  
 Tænia cystica, *Bloch, Berl. N. Fr. iv. 547; Pallas, Nord. Beyt. (part), i. 1, 102.*  
 Tricuspidaria nodulosa, *Rudolphi, Obs. i. 43; Wiedm. Arch. iii. 1, 99; Hist. Nat. Entoz. ii. 2, 32; Lamk. An. S. Vert. iii. 169, 2nd ed. iii. 588; Cuv. Règn. An. iii. 270; Ed. Crochard, Zooph. t. 39, f. 3.*  
 Rhytelminthus lucii, *Zeder, Nachtrag, 217.*  
 Rhytis tricuspidata, *Zeder, Naturg. 290, n. 1, t. 4, f. 4.*  
 Cysticercus lucii, *Zeder, l. c. 414, n. 7; Rudolphi, Hist. Nat. Entoz. ii. 2, 241, n. 15.*  
 Vesicaria lucii, *Schrank, Bayerische Reise, 136, n. 2.*  
 Cysticercus gadi lotæ, *Rudolphi, Hist. Nat. Entoz. ii. 2, 237, n. 11; Hellenius Vet. Acad. Nya. Handl. 1785, 180, t. 8, f. 1, 2.*  
 Cysticercus percæ, *Rudolphi, l. c. n. 12.*  
 Vesicaria ligulata, *Schrank, Vet. Acad. Nya. Handl. 1790, 124, n. 29; Bayerische Reise, 137; Martini, Gesch. der Natur. x. 568.*  
 Cysticercus ligulatus, *Zeder, Naturg. 417, n. 10.*  
 Triænoporus nodulosus, *Rudolphi, Synops. Entoz. 135, 467; Bremser, Vers Intest. de l'Homme, 138; Icon. Helminth. t. 12, f. 4-16; Creplin, Nov. Observ. 79; Allgem. Encyk. xxxii. 295;*

*Blainville, Dict. Sc. Nat.* lvii. 596; *Dujardin, Hist. Nat. Helm.* 625; *Diesing, Syst. Helminth.* i. 604.

*Bothriocephalus tricuspis*, *Leuckart, Zool. Bruchs.* t. 2, f. 34-36.

*Hab.* Intestines of the Pike, *Esox lucius*.

From the collection of M. Siebold.

## V. BOTHRIDIDIUM.

*Bothridium*, *Blainville, Dict. Sc. Nat.* lvii.; *Duvernoy; Dujardin, Hist. Nat. Helminth.; Nordmann.*

*Bothriocephalus* (part), *Retzius, Isis*, 1831.

*Prodicælia*, *Leblond, Ann. Sc. Nat.* 1836.

*Solenophorus*, *Creplin, Allgem. Encyk.; Diesing, Syst. Helminth.*

### 1. BOTHRIDIDIUM LATICEPS.

*Bothridium pythonis*, *Blainville, Append. au Traité des Vers Intest. de Bremser*, 250, t. 11, f. 15; *Dict. Sc. Nat.* lvii. 609; *Nordmann, in Lamk. An. S. Vert.* 2nd ed. iii. 585.

*Bothriocephalus pythonis*, *Retzius, Isis*, 1831, 1347, t. 9.

*Bothridium laticeps*, *Duvernoy, Ann. Sc. Nat.* 1833, xxx. 157; *Institut*, 1836, 298.

*Prodicælia ditrema*, *Leblond, Ann. Sc. Nat.* 2nd ser. 1836, xv. t. 16, f. 9-15; *Vers Intest. de Bremser*, 40, t. 11, f. 15-20.

*Solenophorus megaloccephalus*, *Creplin, Allgem. Encyk.* xxxii. 298; *Diesing, Syst. Helminth.* i. 595.

*Bothridium megaloccephalum*, *Dujardin, Hist. Nat. Helm.* 627.

*Solenophorus laticeps*, *Diesing, Syst. Helminth.* i. 596.

*Hab. a.* Intestines of *Python tigris*.

From the collection of M. Siebold.

*b.* Intestines of *Python Javanicus*.

From the collection of Dr. Leach.

## VI. LIGULA.

*Tænia* (sp.), *Frisch, Pallas, &c.*

*Fasciola* (sp.), *Linneus, Goeze, &c.*

*Ligula*, *Bloch, Abhandlung.; Gmelin, Schrank, Zeder, Rudolphi, Bremser, Blainville, Bosc, Lamarck, Cuvier, Dujardin, Diesing, &c.*



## § 1.

## Ovaries concealed.

## 1. LIGULA SIMPLICISSIMA.

- Tænia, *Frisch, Miscell. Berol.* iii. 43.  
*Fasciola intestinalis*, *Linn. Amœn. Acad.* ii. 71; *Flun. Suec.* 2076;  
*Syst. Nat.* ed. xii. 1078, n. 2; *Act. Helm.* 1747, t. 5, f. 6.  
*Tænia cingulum*, *Pallas, Nord. Beytr.* i. 1, 95, 96, 97, 100.  
*Vermis ex pisce Bley*, *Ruysch, Obs. Anat. Chirurg.* n. 64, f. c.;  
*Spoering, Vet. Ac. Hand.* 1747, t. 5, f. a. b.  
*Ligula piscium*, *Bloch, Abhand.* 2; *Besch. Berl. N. Fr.* iv. 549;  
*Schrank, Verzeichn.* 3, n. 13; *Frölich, Naturf.* xxiv. 123.  
*Fasciola abdominalis*, *Goeze, Naturg.* 187–189, t. 16, f. 4–9.  
*Ligula abdominalis*, *Gmelin, Syst. Nat.* 3043, n. 2, a. gobionis,  
 b. tinçæ, c. carassii, d. leucisci, e. alburni, f. vembæ, g. bramæ,  
 h. cobitidis; *Bosc, Hist. Nat. Vers.* i. 276; *Cuv. Règn. An.* iii.  
 274.  
*Ligula vimbæ*, *Zeder, Naturg.* 265, n. 7.  
*Ligula contortrix*, *Rudolphi, Hist. Nat. Entoz.* ii. 2, 18, n. 6; *Lamk.*  
*An. S. Vert.* 2nd ed. iii. 590.  
*Ligula cingulum*, *Rudolphi*, l. c. 20, n. 7; *Lamk. A. S. V.* 590.  
*Ligula bramæ*, *Zeder, Naturg.* 263, n. 3.  
*Ligula constringens*, *Rudolphi*, l. c. 22, n. 8; *Lamk.* l. c.  
*Ligula carassii*, *Zeder*, l. c. 262, n. 2.  
*Ligula acuminata*, *Rudolphi*, l. c. 24, n. 9; *Lamk.* l. c.  
*Ligula Petromyzontis*, *Schrank, Vet. Acad. Nya. Handl.* 1790, 119,  
 n. 1; *Zeder, Naturg.* 264, n. 5.  
*Ligula cobitidis*, *Rudolphi*, l. c. 28, n. 14; *Zeder, Naturg.* 266, n. 12.  
*Tænia capitata*, *Frisch, Miscell. Berol.* vi. 121.  
*Ligula salvelini*, *Schrank, Bayersche Reise*, 142; *Zeder, Naturg.*  
 262, n. 1; *Rudolphi*, l. c. 28, n. 15.  
*Ligula salmonis Wartmanni*, *Rudolphi*, l. c. 29, n. 16.  
*Ligula carpionis*, *Rudolphi*, l. c. 29, n. 17.  
*Ligula tinçæ*, *Zeder, Naturg.* 265, n. 9; *Rudolphi*, l. c. 30, n. 18.  
*Ligula gobionis*, *Zeder*, l. c. 265, n. 8; *Rudolphi*, l. c. 30, n. 19.  
*Ligula alburni*, *Zeder*, l. c. 266, n. 11; *Rudolphi*, l. c. 31, n. 20.  
*Ligula leucisci*, *Zeder*, l. c. 265, n. 10; *Rudolphi*, l. c. 31, n. 21.  
*Ligula simplicissima*, *Rudolphi, Synops. Entoz.* 134 & 465, n. 6;  
*Bremser, Vers Intest. de l'Homme*, 138; *Icon. Helm.* t. 12, f. 1–3;  
*Blainville, Dict. Sc. Nat.* lvii. 611; *Cuv. Règn. An. Ed. Crochard,*  
*Zooph.* t. 41, f. 3; *Dujardin, Hist. Nat. Helminth.* 628.  
*Ligula monogramma*, *Creplin, Allg. Encyk.* xxxii. 295; *Diesing,*  
*Syst. Helminth.* i. 579.

*Hab.* Cavity of the abdomen of the common Bream, *Abramis,*  
*Bramæ.*

From the collection of M. Siebold.



## § 2.

*Ovaries distinct.*

## 2. LIGULA INTERRUPTA.

*Ligula avium*, *Bloch, Abhand.* 4, t. 1, f. 1, 2; *Schrank, Verzeichn.* 3, n. 12.

*Ligula intestinalis*, *Gmel. Syst. Nat.* 3042, n. 1; *Zeder, Naturg.* 263, n. 4; *Goeze, Naturg.* 183, t. 16, f. 1-3; *Bosc, Hist. Nat. Vers.* i. 276.

*Ligula interrupta*, *Rudolphi, Hist. Nat. Entoz.* ii. 2, 15, n. 3, t. 9, f. 4; *Synopsis*, 133 & 460, n. 3; *Lamk. An. S. Vert.* iii. 172, 2nd ed. iii. 591; *Dujardin, Hist. Nat. Helm.* 629.

*Ligula digramma*, *Creplin, Allg. Encyk.* xxxii. 295; *Diesing, Syst. Helminth.* i. 580.

*Hab.* Intestines of the common Corvorant, *Graculus carbo*.

From the collection of M. Siebold.

## 3. LIGULA SPARSA.

*Ligula sparsa*, *Rudolphi, Hist. Nat. Entoz.* ii. 2, 16, n. 4; *Synopsis*, 133 & 462, n. 4; *Schmalz, Tab. Anat. Entoz.* t. 4, f. 15; *Lamk. An. S. Vert.* iii. 172, 2nd ed. iii. 591; *Dujardin, Hist. Nat. Entoz.* 629.

*Ligula monogramma* (part), *Diesing, Syst. Helminth.* i. 579.

*Hab.* Intestines of the Great Crested Grebe, *Podiceps cristatus*.

From the collection of M. Siebold.

## FAMILY III. SCOLECIDÆ.

*Scolecina*, *Dujardin*.

*Cestoidea* (part), *Rudolphi, &c.*

*Proteocephala* and *Anorhyncha* (part), *Blainville, Dict. Sc. Nat.*

## VII. CARYOPHYLLÆUS.

*Tænia* (sp.), *Pallas, Batsch*.

*Chariophyllus*, *Bloch, Abhand.*

*Caryophyllinus*, *Schrank, Verzeichn.*

*Caryophyllæus*, *Gmel. Syst. Nat.*; *Zeder*; *Rudolphi*; *Dujardin*; *Cuv. Règn. An.*; *Blainville, Dict. Sc. Nat.*; *Lamk. An. S. Vert.*; *Bremser*; *Diesing*.

Fasciola (sp.), *Goeze, Naturg.*

Phylline (sp.), *Abildgaard, Dansk. Selsk. Skrivt.*

Caryophyllaneus, *Bosc, Hist. Nat. Vers, ii. 16.*

### 1. CARYOPHYLLÆUS MUTABILIS.

*Tænia laticeps*, *Pallas, Nord. Beyt. i. 1, 106, n. 16, t. 3, f. 35 a.-c.; Batsch, Bandw. 215, n. 49, f. 172, 173; Gmel. Syst. Nat. 3081, n. 86.*

*Chariophyllus*, *Bloch, Abhand. 34, t. 6, f. 9-13.*

*Fasciola fimbriata*, *Goeze, Naturg. 180, t. 15, f. 4, 5.*

*Vermis incognitus*, *Hermann, Naturf. xix. 43, n. 5, t. 2, f. 5.*

*Caryophyllinus communis*, *Schrank, Verzeich. 5, n. 19.*

*Caryophyllinus stentoreus*, *Schrank, l. c. n. 20.*

*Caryophyllæus piscium*, *Gmel. Syst. Nat. 3052, n. 1; Rudolphi, Obs. i. 24, 25; Lamk. An. S. Vert. iii. 190, 2nd ed. iii. 633; Bosc, Hist. Nat. Vers, ii. 17.*

*Phylline*, *Abildgaard, Dansk. Selsk. Skrivt. i. 31, n. 6; Vers, 28.*

*Caryophyllæus*, *Zeder, Nachtrag, 209.*

*Caryophyllæus cyprinorum*, *Zeder, Naturg. 252, t. 3, f. 5, 6.*

*Caryophyllæus mutabilis*, *Rudolphi, Wiedm. Archiv. iii. 1, 98; Hist. Nat. Entoz. ii. pt. 2, 9, t. 8, f. 16-18; Synopsis, 127 & 440, n. 1; Bremser, Vers Intest. de l'Homme, 136; Icon. Helm. t. 11, f. 1-8; Guerin, Icon. Règn. An. Zooph. t. 10, f. 4, 4 a.-c.; Nordmann, Mikr. Beit. ii. 75 (note); Blainville, Dict. Sc. Nat. lvii. 553, t. 41, f. 11; Dujardin, Hist. Nat. Helm. 630; Cuv. Règn. An. Ed. Crochard, Zooph. t. 36 bis, f. 5; Diesing, Syst. Helminth. i. 577.*

*Hab.* Intestines of the common Bream, *Abramis brama.*

From the collection of M. Siebold.

### 2. CARYOPHYLLÆUS TUBA, *Siebold, MSS.*

*Hab.* Intestines of the common Trout, *Salmo fario.*

From the collection of M. Siebold.

### 3. CARYOPHYLLÆUS TRUNCATUS, *Siebold, MSS.*

*Hab.* Intestines of the *Cyprinus* (*Chondrostoma*) *nasus.*

From the collection of M. Siebold.

## VIII. SCOLEX.

*Scolex*, *Muller, Zool. Dan. ii.; Gmelin, Schrank, Fabricius, Zeder, Rudolphi, Bremser, Blainville, Lamarck, Cuv. Règn. Anim., Dujardin, Diesing.*

## I. SCOLEX POLYMORPHUS.

- Vermiculi incogniti, *Muller, Schrift. Berl. Ges. N. Fr.* i. 207, 211.  
 Scolex Pleuronectis, *Muller, Zool. Dan.* ii. 24, t. 58, f. 1-21; *An. Rar.* d. 2, 53; *Gmel. Syst. Nat.* 3042, n. 1; *Schrank, Verzeichn.* 16, n. 53; *Tab. Encyc.* t. 38, f. 24 a.-x.; *Fabricius, Dansk. Selsk. Skrivt.* iii. 2, 19; *Abildgaard, Dansk. Selsk. Skrivt.* i. 32, n. 7; *Lamk. An. S. Vert.* 2nd ed. iii. 637; *Bosc, Hist. Nat. Vers.* ii. 15.  
 Scolex Pleuronectes platessa, *Viborg, Ind. Mus. Vet. Hafn.* 231, n. 61.  
 Scolex auriculatus, *Zeder, Naturg.* 276, n. 1, t. 3, f. 8-11, t. 4, f. 1-3; *Blainville, Dict. Sc. Nat.* lvii. 606, t. 46, f. 1.  
 Scolex quadrilobus, *Rudolphi, Hist. Nat. Entoz.* ii. 2, 3, t. 8, f. 1-15.  
 Scolex lophii, *Rudolphi, l. c.* 7, n. 4; *Gmelin, Syst. Nat.* 3042, n. 2; *Viborg, Ind. Mus. Vet. Hafn.* 237, n. 60; *Fabricius, Dansk. Selsk. Skrivt.* iii. 2, 13; *Zeder, Naturg.* 277, n. 3; *Bosc, Hist. Nat. Vers.* ii. 15.  
 Scolex cyclopteri, *Rudolphi, l. c.* 8, n. 5; *Fabricius, Dansk. Selsk. Skrivt.* iii. 2, 14.  
 Scolex percae, *Rudolphi, l. c.* 8, n. 6.  
 Scolex polymorphus, *Rudolphi, Synopsis Entoz.* 128 & 442, n. 1; *Dujardin, Hist. Nat. Helm.* 631; *Bremser, Vers Intest. de l'Homme,* 136; *Icon. Helm.* t. 11, f. 9, 10; *Diesing, Syst. Helminth.* i. 597.  
*Hab.* Intestines of the Bearded Ophidium, *Ophidium barbatum*.  
 From the collection of M. Siebold.

## FAMILY IV. CYSTICIDÆ.

Blasenwurmer, *Zeder.*

Cystica, *Rudolphi, Dujardin, Diesing.*

Monorhyncha, \* \* *Blainville, Dict. Sc. Nat.* lvii. 600.

Les Vesiculaires, *Lamk. An. S. Vert.* iii.

## IX. CYSTICERCUS.

Tænia (sp.), *Pallas, Goetze, Werner, Gmelin, &c.*

Hydatigena, *Batsch, Bandw.*

Fasciola (sp.), *Merrem.*

Vesicaria, *Schrank, Frölich.*

Cysticercus, *Zeder, Naturg.* 394; *Rudolphi, Bremser, Blainville, Cuvier, Dujardin, Diesing, &c.*

Hydatigera, *Lamk., Blainville.*

Hydatis, *Lamk., Bosc.*

## 1. CYSTICERCUS CELLULOSÆ.

*Malpighi, Op. Posth.* 84; *Hartmann, Eph. Nat. Cur. Ann.* 7, 58; *Goeze, Neueste Entdeck.* 8; *Batsch, Bandw.* 273; *Rudolphi, Ho-*  
*doeopor,* i. 32, ii. 40, n. 20, 62 c. d. 64 e.

*Vesicaria lobata suilla, Fabricius, Dansk. Vidensk. Selsk. Skrivt.* ii. 287.

*Finna humana, Werner, Brev. Expos. Cont.* ii. 2, t. 1, f. 1-8.

*Tænia hydatigena suilla, Fischer, in Wern. Brev. Expos. Cont.* iii. 65, t. 5, f. 1-9; *Tæn. Hydat. Inflexu Choroid. Inventa Hist.* 44, 1789.

*Tænia cellulosa, Gmel. Syst. Nat.* 3059, n. 6; *Treutler, Obs. Pathol. Anat.* 26, n. 7, t. 4, f. 4-10 (simiæ); *Turton, Brit. Faun.* 126, n. 18.

*Tænia finna, Gmel.* l. c. 3063, n. 27.

*Vesicaria hygroma (humana), Schrank, Bayerische Reise,* 137, n. 6.

*Vesicaria finna, Schrank,* l. c. n. 7.

*Tænia albopunctata (hom.), Treutler, Obs. Path. Anat.* i. t. 1, 2, f. 1, 2; *Jördens, Helminth.* 61, t. 6, f. 1, 2.

*Hydatid finna, Blumenbach, Abbild. Naturh. Gegenst. H.* iv. n. 39.

*Tænia muscularis, s. Finna humana, Jördens, Helminth.* 57, t. 5, f. 12-16.

*Tænia pyriformis, Jördens,* l. c. 59, t. 5, f. 17-21.

*Vermis vesicularis, Brera, Vorles,* 14, t. 2, f. 8, 9, t. 3.

*Tænia hydatigena anomala, Steinbuch, Comment. de Tæn. Hydat. Anom.* 1802, tab. f. 1-11.

*Cysticercus finna, Zeder, Naturg.* 407, n. 2.

*Cysticercus pyriformis, Zeder,* l. c. 414, n. 6.

*Cysticercus albopunctatus, Zeder,* l. c. 421, n. 21.

*Hydatigera cellulosa, Lamk. An. S. Vert.* iii. 154, 2nd ed. iii. 566.

*Cysticercus finnus, Laennec, Mém. sur les Vers Vésiculaires,* 46, t. 2, f. 8-15.

*Hydatid cellulosa, Bosc, Hist. Nat. Vers,* i. 321.

*Hydatid finna, Bosc,* l. c. 324.

*Cysticercus cellulosa, Rudolphi, Hist. Nat. Entoz.* ii. 2, 226, n. 5;

*Synopsis,* 180 & 546, n. 4; *Bremser, Traité des Vers de l'Homme,* 280, t. 4, f. 18-26; *Gurlt, Anat. Path. d'Haüssaug.* t. 10, f. 13-15;

*Schmalz, Tab. Anat. Entoz.* t. 2, f. 1-7; *Cuvier, Règn. An.* iii. 272; *Blainville, Dict. Sc. Nat.* lvii. 601; *Dujardin, Hist. Nat.*

*Helminth.* 633; *Nordmann, Mikr. Beitr.* i. 8 & 13; *Owen, Lect. Comp. Anat.* 47, f. 19; *Diesing, Syst. Helminth.* i. 486.

*Hab.* The brain of Man.

From the collection of M. Siebold.

## 2. CYSTICERCUS FASCIOLARIS.

*Pallas, Strals. Mag.* i. 1, 75, t. 2, f. 8, 9, 12, 13; *Bloch, Schrift. Berl. G. N. Fr.* i. t. 10, f. 9.



- Vermis vesicularis muris, *Hartmann, Eph. Nat. Cur. Ann.* 2, 304.  
 Tænia hydatigena (part), *Pallas, Nord. Beyt.* i. 1, 82; *Werner, Brev. Expos. Cont.* i. 13, t. 9, f. 22-33; *Gmel. Syst. Nat.* 3060, n. 13; *Tabl. Encyc.* t. 39, f. 11-17.  
 Vermis vesicularis tæniæformis, *Bloch, Abhand.* 23.  
 Tænia vesicularis fasciolata, *Goeze, Naturg.* 220-247, t. 18 B, f. 10-14, t. 19, f. 1-14.  
 Hydatigena tæniæformis,  $\alpha$  &  $\beta$ , *Batsch, Bandw.* 100, n. 8, f. 12-16, 18-20, 29, 30, 46-49.  
 Tænia vespertilionis, *Gmel. Syst. Nat.* 3060, n. 8.  
 Tænia murina, *Gmelin*, l. c. n. 14; *Tabl. Encyc.* t. 39, f. 11-17.  
 Vesicaria tæniæformis, *Schrank, Verzeichn.* 30, n. 96.  
 Vesicaria muris, *Schrank, Bayerische Reise*, 135.  
 Hydatula macrocephala hepatis musculi, *Viborg, Ind. Mus. Vet. Hafn.* 241, n. 159.  
 Cysticercus tæniæformis, *Zeder, Naturg.* 405, n. 1, t. 4, f. 6.  
 Cysticercus vespertilionis, *Zeder*, l. c. 419, n. 13.  
 Cysticercus fasciolaris, *Rudolphi, Hist. Nat. Entoz.* ii. 2, 215, n. 1, t. 11, f. 1; *Synopsis*, 179 & 544, n. 1; *Bremser, Icon. Helm.* t. 17, f. 3-9; *Schmalz, Tab. Anat. Entoz.* t. 2, f. 8, 9; *Deslongch. Enc. Mèth. Vers.* 239; *Dujardin, Hist. Nat. Helm.* 633, n. 2; *Cuv. Règn. An. Ed. Crochard, Zooph.* t. 41, f. 2; *Diesing, Syst. Helminth.* i. 491.  
 Hydatigera fasciolaris, *Blainville, Dict. Sc. Nat.* lvii. 600, t. 44, f. 4; *Lamk. An. S. Vert.* iii. 154, 2nd ed. iii. 565.  
 Hydatis murina, *Bosc, Hist. Nat. Vers.* i. 322.  
*Hab.* Liver of the common Mouse, *Mus musculus*.  
 From the collection of M. Siebold.

The *Cysticercus fasciolaris* is believed by M. Siebold to be proved by him to be the young of the *Tænia crassicollis*, which had become vesicular and did not possess sexual organs. *Ann. Sc. Nat.* 3rd ser. xvii. 377; *Ann. & Mag. Nat. Hist.* Dec. 1852, 431.

### 3. CYSTICERCUS PISIFORMIS.

- Vermi o Idatidi delle viscere delle Lepri, *Redi, An. Viv.* 132; *Vers.* 196, t. 2, f. 3.  
 Tænia hydatigena (part), *Pallas, N. Nord. Beyt.* i. 1, 82.  
 Vermis vesicularis pisiformis, *Bloch, Abhand.* 25.  
 Hydatigena pisiformis, *Goeze, Naturg.* 210, t. 18 A, f. 1-3 A, t. 18  $\beta$ , f. 4-7; *Batsch, Bandw.* 96, n. 5, f. 44-45.  
 Hydatigena utriculenta, *Goeze, Naturg.* 219, t. 18 B, f. 8-9, 236, t. 18 B, f. 15-17.  
 Hydatigena utricularis, *Batsch, Bandw.* 99, n. 7.  
 Hydatigena cordata, *Batsch*, l. c. 94, n. 4, f. 42, 43.  
 Vesicaria pisiformis, *Schrank, Verzeichn.* 30, n. 94.  
 Vesicaria utriculenta, *Schrank*, l. c. n. 95.

*Tænia cordata*, *Gmel. Syst. Nat.* 3061, n. 15; *Rudolphi, Obs.* i. 33.

*Tænia pisiformis*, *Gmel.* l. c. n. 16; *Tab. Encyc.* t. 39, f. 6-8.

*Tænia utricularis*, *Gmel.* l. c. n. 17.

*Cysticercus pisiformis*, *Zeder, Naturg.* 410, n. 4; *Rudolphi, Hist. Nat. Entoz.* ii. 2, 224; *Synopsis*, 181 & 548, n. 6; *Blainville, Dict. Sc. Nat.* lvii. 601; *DeStongch. Enc. Méth. Vers.* 241; *Dujardin, Hist. Nat. Helminth.* 634; *Cuv. Règn. An. Ed. Crochard, Zooph.* t. 41, f. 1; *Diesing, Syst. Helminth.* i. 489.

*Hydatid cordata*, *Bosc, Hist. Nat. Vers.* i. 322.

*Hydatid pisiformis*, *Bosc*, l. c.; *Lamk. An. S. Vert.* iii. 152, 2nd ed. iii. 564.

*Hydatid utricularis*, *Bosc*, l. c.

*Hab.* Peritoneum of the Hare, *Lepus timidus*, and Rabbit, *Lepus cuniculus*.

From the collection of M. Siebold.

The *Cysticercus pisiformis* is believed by M. Siebold to be proved by him to be the young of the *Tænia serrata*, having become vesicular and not being possessed of sexual organs. *Ann. Sc. Nat.* 3rd ser. xvii.; *Ann. & Mag. Nat. Hist.* Dec. 1852, 433.

#### 4. CYSTICERCUS LONGICOLLIS.

*Cysticercus longicollis*, *Rudolphi, Synopsis Entoz.* 180 & 547, n. 5; *Blainville, Dict. Sc. Nat.* lvii. 601; *Schmalz, Tab. Anat. Entoz.* t. 2, f. 11, 12; *Bremser, Icon. Helm.* t. 17, f. 12-17; *Lamk. An. S. Vert.* 2nd ed. iii. 566; *Dujardin, Hist. Nat. Helminth.* 634; *Diesing, Syst. Helminth.* i. 490.

*Cysticercus fasciolaris*? sen. *pisiformis*? jun., *Dujardin*, l. c.

*Hab.* Thoracic cavity of the Campagnol, *Arvicola (Hypudæus) arvalis*.

From the collection of M. Siebold.

#### 5. CYSTICERCUS TENUICOLLIS.†

*Hydra hydatula*, *Linneus, Syst. Nat.* ed. xii. 1320, n. 5.

*Tænia hydatigena* (part), *Pallas, Elench. Zooph.* 413; *Strals. Mag.* i. 1, 64, t. 1, f. 1-5, t. 2, f. 6, 7, 10, 11; *Spicileg, Zool. Fasc.* 12, 32, tab. 3, f. 5 (in *Antilope Saigce*); *N. Nord. Beyt.* i. 1, 82.

*Vermis vesicularis eremita*, *Bloch, Abhand.* 24, n. 2; *Schrift. Berlin N. Fr.* i. 337, t. 10, f. 1-5.

*Hydatigena orbicularis*, *Goeze, Naturg.* 194-210, t. 17 A, f. 1-5, t. 17 B, f. 1, 2, 6-11.

*Hydatigena globosa*, *Batsch, Bandw.* 89, n. 3, f. 38-41.

*Hydatigena oblonga*, *Batsch*, l. c. 98, n. 6.

*Vesicaria orbicularis*, *Schrank, Verzeichn.* 29, n. 93.

*Tænia ferarum*, *Gmel. Syst. Nat.* 3061, n. 18.

- Tænia caprina*, *Gmel.* l. c. n. 19.  
*Tænia ovilla*, *Gmel.* l. c. n. 20.  
*Tænia vervecina*, *Gmel.* l. c. n. 22; *Tab. Encyc.* t. 39, f. 1-5.  
*Tænia bovina*, *Gmel.* l. c. n. 24.  
*Tænia apri*, *Gmel.* l. c. n. 25.  
*Tænia globosa*, *Gmel.* l. c. n. 26; *Tab. Encyc.* t. 39, f. 1, 5; *Rudolphi*, *Obs.* i. 33.  
*Hydatula solitaria peritonei cervi axis*, *Viborg*, *Ind. Mus. Vet. Hafn.* 241, n. 165.  
*Hydatid globosa*, *Lamk. Syst. An.* 335; *Hist. An. S. Vert.* iii. 152, 2nd ed. iii. 564; *Bosc, Hist. Nat. Vers.* i. 32.  
*Cysticercus clavatus*, *Zeder, Naturg.* 409, n. 3.  
*Cysticercus globosus*, *Zeder*, l. c. 411, n. 5.  
*Cysticercus caprinus*, *Zeder*, l. c. 420, n. 18.  
*Cysticercus visceralis simiæ*, *Rudolphi*, *Hist. Nat. Entoz.* ii. 2, 234, n. 7.  
*Tænia simiæ*, *Gmelin*, *Syst. Nat.* 3059, n. 7.  
*Cysticercus simiæ*, *Zeder, Naturg.* 419, n. 12.  
*Cisticercus lineatus*, *Laennec, Mém. Vers Vésiculaires*, t. 1, 2.  
*Cysticercus tenuicollis*, *Rudolphi*, *Hist. Nat. Entoz.* ii. 2, 220, n. 3; *Synopsis*, 180 & 545, n. 3, t. 3, f. 18; *Schmalz, Tab. Anat.* t. 2, f. 11, 12; *Bremser, Icon. Helm.* t. 17, f. 10, 11; *Blainville, Dict. Sc. Nat.* lvii. 601; *Deslongch. Enc. Méth. Vers.* 240; *Dujardin, Hist. Nat. Helm.* 634; *Diesing, Syst. Helminth.* i. 488.  
*Hab.* Peritoneal cavity of the domestic Sow, *Sus scrofa domesticus*.  
 From the collection of M. Siebold.

## X. ECHINOCOCCUS.

- Tænia* (sp.), *Goeze, Gmelin*.  
*Hydatigena* (sp.), *Batsch*.  
*Vesicaria* (sp.), *Schrank*.  
*Echinococcus*, *Rudolphi*; *Bremser*; *Dujardin*; *Cuv. Règn. An.* iii. 273 (note); *Blainville, Lamk., Diesing*.  
*Polycephalus*, *Zeder, Jördens*.  
*Hydatid* (sp.), *Bosc*.

### 1. ECHINOCOCCUS VETERINORUM.

- Pallas, Strals. Mag.* i. 1, 81; *Prochaska, N. Abhand. der Böhm. Gesellsch. der Wiss.* ii. 18-28.  
*Tænia visceralis socialis granulosa*, *Goeze, Naturg.* 258, t. 20 B, f. 9-14.  
*Hydatigena granulosa*, *Batsch, Bandw.* 87, f. 17, 37.  
*Vesicaria granulosa*, *Schrank, Verzeichn.* 31, n. 97.  
*Tænia granulosa*, *Gmelin, Syst. Nat.* 3062, n. 23; *Tabl. Encyc.* t. 40, f. 9-14 A, E.



*Echinococcus*, *Rudolphi*, *Anat. Phys. Abh.* 203 D.

*Echinococcus granulosis*, *Rudolphi*, *Hodoepor.* ii. 41, n. 22.

*Polycephalus granulosis*, *Zeder*, *Naturg.* 431, n. 4.

*Tænia visceralis*, *Turton*, *Brit. Faun.* 126, n. 17.

*Echinococcus veterinorum*, *Rudolphi*, *Hist. Nat. Entoz.* ii. 2, 251, t. 11, f. 5-7; *Synopsis*, 183; *Bremser*, *Icon. Helm.* t. 18, f. 3-13; *Schmalz*, *Tab. Anat.* t. 1, f. 7; *Deslongch. Enc. Méth. Vers*, 293; *Blainville*, *Dict. Sc. Nat.* lvii. 604; *Lamk. An. S. Vert.* iii. 157, 2nd ed. iii. 569; *Dujardin*, *Hist. Nat. Helm.* 636; *Cuv. Règn. An. Ed. Crochard*, *Zooph.* t. 41, f. 4.

*Hydatid granulata*, *Bosc*, *Hist. Nat. Vers*, i. 323.

*Echinococcus*, *Busk*, *Trans. Microscop. Soc.* ii. 10, t. 1.

*Echinococcus polymorphus*, *Diesing*, *Syst. Helminth.* i. 482 (part).

*Hab. a.* Liver of the Camel, *Camelus bactrianus*, and common Sow, *Sus scrofa*.

*b.* From abdominal cavity of *Sus scrofa*.

From the collection of M. Siebold.

## 2. ECHINOCOCCUS HOMINIS.

*Polycephalus hominis*, *Goeze*, in *Zeder*, *Nachtrag*, 309, t. 2, f. 5-7; *Jördens*, *Helminthol.* 62, t. 7, f. 21-23.

*Polycephalus humanus*, *Zeder*, *Naturg.* 431, n. 2.

*Polycephalus Echinococcus*, *Zeder*, *Naturg.* 432, n. 5.

*Echinococcus hominis*, *Rudolphi*, *Hist. Nat. Entoz.* ii. 2, 247, n. 1, t. 11, f. 4; *Synopsis*, 183, n. 1; *Schmalz*, *Tab. Anat. Entoz.* t. 1, f. 1-6; *Deslongch. Enc. Méth. Vers*, 293; *Blainville*, *Dict. Sc. Nat.* t. 45, f. 1, 2; *Lamk. An. S. Vert.* iii. 157, 2nd ed. iii. 568; *Owen*, *Lect. on Comp. Anat.* 47, f. 18; *Dujardin*, *Hist. Nat. Helm.* 636.

*Echinococcus simiæ*, *Rudolphi*, *Hist.* 250, n. 2; *Synopsis*, 183; *Deslongch. Enc. Méth.* l. c.; *Lamarck*, *An. S. Vert.* l. c.; *Dujardin*, l. c. 636.

*Hydatid erratica*, *Blumenbach*, *Abbild. Naturhist. Gegenst.* H. viii. n. 79; *Hand. der Naturg.* ed. 8, 431, n. 4.

*Echinococcus polymorphus*, *Diesing*, *Syst. Helminth.* i. 482 (part).

*Hab. a.* Abdominal cavity of Man.

From the collection of M. Siebold.

*b.* Liver of Man.

Presented by Dr. Baird.

## XI. CÆNURUS.

*Tænia* (sp.), *Goeze*, *Gmelin*.

*Hydatula*, *Batsch*, *Bandw.*

*Vesicaria* (sp.), *Schrank*.



*Polycephalus* (sp.), *Zeder, Naturg.*

*Hydatid* (sp.), *Bosc.*

*Cænurus*, *Rudolphi, Hist. Nat. Entoz.; Bremser; Schmalz; Cuv. Règn. An. iii. 272; Blainville, Lamk., Diesing.*

### 1. CÆNURUS CEREBRALIS.

*Leske, Von dem Drehen der Schafe und dem Blasendwirme, &c.*

*Tænia vesicularis*, *Goeze, Naturg. 248, t. 20 A, f. 1-5, t. 20 B, f. 6-8.*

*Vermis vesicularis socialis*, *Bloch, Abhand. 25, n. 3; Brera, Vorles, 16, t. 2, f. 10-17.*

*Hydatigena cerebralis*, *Batsch, Bandw. 84, n. 1, f. 34-36.*

*Vesicaria socialis*, *Schrank, Verzeichn. 31, n. 98.*

*Tænia cerebralis*, *Linneus, Syst. Nat. 3062, n. 21; Tab. Encyc. t. 40, f. 1-8; Turton, Brit. Faun. 127, n. 22.*

*Hydatid cerebralis*, *Bosc, Hist. Nat. Vers, i. 323.*

*Polycephalus ovinus*, *Zeder, Naturg. 430, n. 1.*

*Cænurus cerebralis*, *Rudolphi, Hist. Nat. Entoz. ii. 2, 243, n. 1, t. 11, f. 3 A-E; Synopsis, 182; Bremser, Icon. Helm. t. 18, f. 1, 2; Schmalz, Tab. Anat. Entoz. t. 1, f. 8-13; Destongch. Enc. Méth. Vers, 186; Blainville, Dict. Sc. Nat. lvii. 603, t. 44, f. 7; Lamk. An. S. Vert. iii. 155, 2nd ed. iii. 567; Dujardin, Hist. Nat. Helm. 637; Cuv. Règn. An. Ed. Crochard, Zooph. t. 40, f. 4; Diesing, Syst. Helminth. i. 485.*

*Polycephalus cerebralis*, *Laennec, Mém. sur les Vers Vésiculaires, 81.*

*Hab.* The Brain of the Sheep, *Ovis aries.*

From the collection of M. Siebold.

The *Cænurus cerebralis* is also believed by M. Siebold to be proved by him to be the young of a species of *Tænia*, assuming a vesicular form, and being unprovided with sexual organs. *Ann. Sc. Nat.* 3rd ser. xvii.; *Ann. & Mag. Nat. Hist.*, Dec. 1852, 433.

### Doubtful ENTOZOA.

### I. SPHÆRULARIA.

*Sphærularia*, *Leon Dufour, Ann. Sc. Nat. 2nd ser. vii. 9, 1836; Nordmann, in Lamarck, An. S. Vert. 2nd ed. iii. 669; Diesing.*

#### 1. SPHÆRULARIA BOMBI.

*Sphærularia bombi*, *Leon Dufour, l. c. 9, t. 1, A. f. 3; Nordmann, l. c. 670; Diesing, Syst. Helminth. ii. 112.*

*Hab.* Abdomen of the common brown Bee, *Bombus muscorum.*

From the collection of M. Siebold.

## A P P E N D I X.

---

- Page 2, sp. 1, after *Trichosomum crassicauda*, add *Diesing, Syst. Helminth.* ii. 259.
- P. 2, sp. 2, after *Trichosomum contortum*, add *Creplin, in Wiegman. Arch.* 1846, 134; *Diesing, Syst. Helminth.* ii. 252.
- P. 2, sp. 3, after *Trichosomum resectum*, add *Diesing, Syst. Helminth.* ii. 254.
- Capillaria, Zeder, Naturg.* 60, § 101.
- Capillaria corvi monedulæ, Cat. Ent. Vind.* 26.
- Trichosoma corvorum, Rudolphi, Synops. Ent.* 15 & 223.
- Trichosomum corvi monedulæ, Bellingham, Ann. & Mag. Nat. Hist.* xiv. 477.
- P. 3, sp. 4, after *Trichosomum brevicolle*, add *Diesing, Syst. Helminth.* ii. 254.
- P. 4, sp. 1, after *Trichocephalus dispar*, add *Diesing, Syst. Helminth.* ii. 288.
- Trichocephalus simiæ Patas, Treutler, Obs. Anat. Path.* 30, t. 4, f. 11-13.
- Mastigodes simiæ, Zeder, Naturg.* 69.
- Trichocephalus palæformis, Rudolphi, Synops. Entoz.* 16 & 223; *Dujardin, Hist. Nat. Helminth.* 33.
- Trichocephalus Lemuris, Rudolphi, Synops.* 18 & 228.
- P. 4, sp. 2, after *Trichocephalus unguiculatus*, add *Diesing, Syst. Helminth.* ii. 291.
- P. 5, sp. 2, after *Filaria medinensis*, add *Diesing, Syst. Helminth.* ii. 269; *Busk, Trans. Microscop. Soc.* ii. 65, t. 10, 11.
- After *Filaria dracunculus*, add *Clelland, Calcutta Journ. of Nat. Hist.* i. 359, t. 10, f. 1 mas., f. 2 fem.; *Wiegman. Archiv.* 1842, pt. 2, 341; *Pruner, Krankheiten d. Orients.* 1847, 250.
- P. 5, sp. 2, after *Filaria papillosa*, add *Diesing, Syst. Helminth.* ii. 272.
- Filaria bubali, Cat. Ent. Vind.* 24; *Rudolphi, Synops. Ent.* 8.
- Ascaris pellucida, Brown, Trans. Roy. Soc. Edin.* 1821, ix.; and in *Ferussac, Bull. Sc. Nat.* i. 300 (in oculo equi); *Kennedy, Trans. Roy. Soc. Edin.* ix. 167; and in *Ferussac, Bull. d. Sc. Nat.*, vii. 122.
- Thelazia Rhodesii, Desmarest, Verterinarian,* i. 1828.

- Filaria equina*, *Blanchard, Ann. Sc. Nat.* 3rd ser. xi. 154, 155, t. 6, f. 3.
- P. 5, sp. 3, after *Filaria nasicola*, add *Leuckart, Zool. Bruchst.* iii. 33.
- After *Spiroptera nasicola*, add *Diesing, Syst. Helminth.* ii. 225.
- P. 6, sp. 4, after *Filaria mustelarum pulmonalis*, add *Diesing, Syst. Helminth.* ii. 280.
- P. 6, sp. 5, after *Filaria attenuata*, add *Blanchard, Ann. Sc. Nat.* 3rd ser. xi. 156, 157, t. 6, f. 4; *Diesing, Syst. Helminth.* ii. 226.
- P. 6, sp. 6, after *Filaria obtusa*, add *Creplin, Allg. Encyk.* 1846, i. sect. 44, p. 172; *Diesing, Syst. Helminth.* ii. 267.
- P. 6, sp. 7, after *Filaria Sturni*, add *Diesing, Syst. Helminth.* ii. 281.
- P. 7, sp. 8, after *Filaria piscium*, add *Creplin, Wiegmann. Archiv.* 1838, i. 373; and in *Allg. Encyk.* 1846, xlv. sect. 1, 166-7.
- Agamonema commune*, *Diesing, Syst. Helminth.* ii. 120.
- P. 7, sp. 9, after *Filaria sanguinea*, add *Creplin, Allg. Encyk.* 1846, xlv. sect. 1, 173; *Diesing, Syst. Helminth.* ii. 283.
- Filaria Cyprini rutili*? *Creplin, Obs.* i. 5; and in *Allg. Encyk.* 1846, xlv. 173.
- P. 7, sp. 10, read *Strongylus inflexus pulmonalis*, *Eschricht, in Froriep's Neu Notiz.* xx. n. 433, p. 231; and in *Isis*, 1842, 704.
- Strongylus invaginatus*, *Quekett, Ann. & Mag. of Nat. Hist.* viii. 151, 1842; *Trans. Microscop. Society*, ii. tab. 4, f. 14-16 & A. B.
- Filaria inflexo-caudata*, *Siebold, Wiegmann. Arch.* 1842, pt. 2, 348; *Creplin, Allg. Encyk.* 1846, xlv. sect. 1, 172; *Diesing, Syst. Helminth.* ii. 281.
- P. 8, sp. 1, after *Spiroptera laticeps*, add *Diesing, Syst. Helminth.* ii. 220; *Creplin, Wiegmann. Arch.* 1846, 131.
- P. 8, sp. 2, after *Spiroptera anthuris*, add *Diesing, Syst. Helm.* ii. 215; *Bellingham, Ann. & Mag. Nat. Hist.* xiii. 102.
- Acuaria corvorum*, *Notit. Collect. Insign.* 26.
- P. 8, sp. 3, after *Spiroptera cystidicola*, add *Bellingham, Ann. & Mag. Nat. Hist.* xiii. 102; *Creplin, Wiegmann. Archiv.* 1846, 151; *Diesing, Syst. Helminth.* ii. 220.
- P. 9, sp. 1, after *Spiroptera strumosa*, add *Bellingham, Ann. & Mag. Nat. Hist.* xiii. 102; *Diesing, Syst. Helminth.* ii. 213.
- Spirura talpæ*, *Blanchard, Ann. Sc. Nat.* 3rd ser. xi. 162, t. 8, f. 2.
- P. 9, sp. 2, after *Spiroptera obtusa*, add *Diesing, Syst. Helminth.* ii. 214.
- P. 9, 10, sp. 3, after *Spiroptera megastoma*, add *Siebold, Wiegmann. Archiv.* 1845, 211; *Diesing, Syst. Helminth.* ii. 211.
- Spirura megastoma*, *Blanchard, Ann. Sc. Nat.* 3rd ser. xi. 164-5.
- P. 10, sp. 4, after *Spiroptera strongylina*, add *Diesing, Syst. Helminth.* ii. 212.
- P. 10, sp. 5, after *Spiroptera leptoptera*, add *Bellingham, Ann. & Mag. Nat. Hist.* xiii. 102; *Diesing, Syst. Helminth.* ii. 217.
- Spiroptera media*, *Creplin, Obs.* 11; *Dujardin, Hist. Nat. Helminth.* 95.



Spiroptera? (*Ascaris*) *leptoptera*, *Rayer, Arch. Med. Comp.* 1843, i. n. 2 & 3, 146; *Siebold, Wiegmann. Archiv.* 1845, 216.

Spiroptera sp. nov.? *falconis buteonis*, *Dujardin, Hist. Nat. Helminth.* 93.

P. 10, sp. 6, after *Physaloptera alata*, add *Diesing, Syst. Helminth.* ii. 234.

P. 10, sp. 7, after *Spiroptera megalostoma*, add *Physaloptera alata* (part); *Diesing, Syst. Helminth.* ii. 234.

P. 11, sp. 8, after *Spiroptera euryoptera*, add *Diesing, Syst. Helminth.* ii. 218.

*Acuaria Laniorum*, *Bremser, Notit. Collect. Insig.* 26.

P. 11, sp. 9, after *Spiroptera crassicauda*, add *Diesing, Syst. Helminth.* ii. 216.

P. 11, sp. 10, after *Spiroptera contorta*, add *Diesing, Syst. Helminth.* ii. 229; ? *Rayer, Archiv. Med. Comp.* 1843, i. 183, t. 8, f. 10-14.

P. 11, sp. 11, after *Spiroptera adunca*, add *Creplin, Wiegmann. Arch.* 1846, 138-140; *Diesing, Syst. Helminth.* ii. 228.

P. 11, after sp. 12, add

### 13. SPIROPTERA SAGINATA.

*Physaloptera saginata*, *Rudolphi, Synops. Entoz.* 647, n. 23; *Diesing, Syst. Helminth.* ii. 236.

*Spiroptera saginata*, *Dujardin, Hist. Nat. Helminth.* 96.

*Hab.* From the *Tityra leuconotus*. Jamaica.

From the collection of Mr. Gosse.

P. 12, sp. 1, after *Strongylus striatus*, add *Diesing, Syst. Helminth.* ii. 308.

P. 12, sp. 2, after *Strongylus filaria*, add *Bojanus Isis*, 1821, 177, t. 3, f. 28-33; *Diesing, Syst. Helminth.* ii. 316.

*Daubenton, Instruct. pour les Bergers*, 3rd edit. 1802, 269, 270.

P. 12, sp. 3, after *Strongylus gigas*, add *Blanchard, Voy. en Sicil.* t. 21, f. 1; *Ann. Sc. Nat.* xi. 186, t. 8, f. 1-3; ? *Stratton, Edinb. Med. & Surg. Journ.* 1843, 261; *Froriep's Notiz.* n. 605, 167.

*Eustrongylus gigas*, *Diesing, Syst. Helminth.* ii. 326.

P. 13, sp. 4, after *Strongylus paradoxus*, add *Gurlt, Path. Anat. d'Hauss.* i. 358, t. 6, f. 44-49; *Miram, Bull. Sc. Nat. Moscow*, 1840, 154; *Diesing, Syst. Helminth.* ii. 317.

*Strongylus elongatus*, *Dujardin, Hist. Nat. Helminth.* 127.

*Gordius pulmonalis apri*, *Ebel, Besch. Berl. Gesell. Naturf.* iii. 420-23.

*Ascaris filiformis cauda rotundata*, *Goeze, Naturg.* 92, t. 2, f. 6.

*Ascaris apri*, *Gmel. Syst. Nat.* 3032; *Tab. Encyclop.* t. 30, f. 15-18.

*Fusaria apri*, *Zeder, Naturg.* 118.

P. 13, sp. 6, after *Strongylus micrurus*, add *Mehlis, in Gurlt. Path. Anat.* i. 358, t. 6, f. 50-54; *Diesing, Syst. Helminth.* ii. 316.



*Gordius viviparus* (vitulorum), *Bloch, Abhandl.* 33.

*Ascaris filiformis cauda rotundata* (vitulorum), *Goeze, Naturg.* 91, t. 2, f. 7; *Gmelin, Syst. Nat.* 3032 (exclus. synonym. *Valisnieri* et *Clerici*).

*Ascaris vituli*, *Encyc. Méth.* t. 30, f. 22-24.

*Fusaria vituli*, *Zeder, Naturg.* 117.

*Strongylus vitulorum*, *Rudolphi, Hist. Nat. Entoz.* ii. pt. 1, 245; *Synopsis*, 37.

P. 13 & 14, sp. 8, after *Strongylus nodularis*, add *Diesing, Syst. Helminth.* ii. 310.

P. 14, sp. 9, after *Strongylus auricularis*, add *Bagge, Wiegmann's Archiv.* 1842, 349, 350; *Kolliker, Müller's Archiv.* 1843, 69; *Siebold, Wiegmann's Archiv.* 1845, 213, 214; *Creplin, Wiegmann's Archiv.* 1846, 148; *Reichert, Müller's Archiv.* 1847, 89-115, t. 6, f. 2-17; *Diesing, Syst. Helminth.* ii. 313.

*Strongylus dispar?* *Dujardin, Hist. Nat. Helminth.* 133.

P. 14 & 15, sp. 1, after *Ascaris vermicularis*, add *Diesing, Syst. Helminth.* ii. 144.

*Enterobius vermicularis*, *Leach, MSS. in Mus. Brit.*

## b. Intestines of Man.

From the collection of Dr. Leach.

P. 15, sp. 2, after *Ascaris oxyura*, add *Diesing, Syst. Helminth.* ii. 145.

P. 15, sp. 3, after *Oxyuris curvula*, add *Diesing, Syst. Helminth.* ii. 141.

*Oxyuris equi*, *Blanchard, Ann. Sc. Nat.* 3rd ser. 1849, xi. 170-171.

P. 16, sp. 1, after *Ascaris lumbricoides*, add *Diesing, Syst. Helminth.* ii. 166.

P. 16 & 17, sp. 2, after *Ascaris incisa*, add *Diesing, Syst. Helminth.* ii. 165; ? *Leuckart, Zool. Bruchst.* iii. 39, t. 1, f. 10 a.-d.

P. 17, sp. 3, after *Ascaris marginata*, add *Diesing, Syst. Helminth.* ii. 181.

P. 17, sp. 4, after *Ascaris triquetra*, add *Diesing, Syst. Helminth.* ii. 181.

P. 18, sp. 5, after *Ascaris mystax*, add *Diesing, Syst. Helminth.* ii. 180.

P. 18, sp. 6, after *Ascaris osculata*, add *Diesing, Syst. Helminth.* ii. 169.

P. 19, sp. 8, after *Ascaris tetraptera*, add *Diesing, Syst. Helminth.* ii. 174.

*Ascaris Dipodis*, *Cat. Ent. Vind.* 25; *Rudolphi, Synopsis*, 24; *Dujardin, Hist. Nat. Helminth.* 165.

P. 19, sp. 9, after *Ascaris lumbricoides* (part), add *Diesing*.

P. 19 & 20, sp. 10, after *Ascaris megaloccephala*, add *Blanchard*,

*Ann. Sc. Nat.* 3rd ser. xi. 142–149; *Diesing, Syst. Helminth.* ii. 168.

*Hab.* Intestines of the Horse, *Equus caballus*.

b. Two specimens, ♀ one  $15\frac{1}{4}$ , the other  $11\frac{1}{2}$  inches long.

Presented by Frederick Smith, Esq.

c. From the collection of Dr. Johnston.

P. 20, sp. 11, after *Ascaris transfuga*, add *Blanchard, Ann. Sc. Nat.* 3rd ser. xi. 150; *Diesing, Syst. Helminth.* ii. 179.

P. 20, sp. 12, after *Ascaris serpentulus*, add *Diesing, Syst. Helminth.* ii. 156.

P. 20, sp. 13, after *Ascaris microcephala*, add *Creplin, Wiegmann's Archiv.* 1846, 134; *Diesing, Syst. Helminth.* ii. 155.

*Ascaris ciconiæ*, *Rosa, Lettere Zool.* 4; *Rudolphi, Synops.* 55 & 298.

*Ascaris ardearum*, *Rudolphi, Synops.* 55.

P. 20, sp. 14, after *Ascaris holoptera*, add *Diesing, Syst. Helminth.* ii. 159.

After *Ascaris sulcata*, add *Diesing, Syst. Helminth.* ii. 159.

P. 21, sp. 15, after *Ascaris leptcephala*, add *Dujardin, Hist. Nat. Helminth.* 179.

*Hedruris androphora*, *Diesing, Syst. Helminth.* ii. 205.

P. 21, sp. 16, after *Ascaris nigrovenosa*, add *Kolliker, Müller's Archiv.* 1843, 101–136, t. 6, f. 21–23; *Diesing, Syst. Helminth.* ii. 187.

*Oxyuris nigrovenosa*, *Mayer, Beitr. z. Anat. de Entoz.* 15, 27, t. 3, f. 11 a.–v.

P. 21, sp. 17, after *Ascaris truncatula*, add *Diesing, Syst. Helminth.* ii. 162.

P. 21 & 22, sp. 18, after *Ascaris aucta*, add *Diesing, Syst. Helminth.* ii. 161.

P. 22, sp. 19, after *Ascaris rigida*, add *Diesing, Syst. Helminth.* ii. 164.

P. 22, sp. 20, after *Ascaris dentata*, add *Kolliker, Müller's Archiv.* 1843, 68–85, t. 6, f. 1–20; *Diesing, Syst. Helminth.* ii. 165.

P. 22, sp. 21, after *Ascaris capsularia*, add *Diesing, Syst. Helminth.* ii. 163.

P. 23, sp. 22, after *Ascaris mucronata*, add *Diesing, Syst. Helminth.* ii. 176.

P. 23, sp. 23, after *Ascaris collaris*, add *Diesing, Syst. Helminth.* ii. 177.

P. 23, sp. 24, after *Ascaris labiata*, add *Diesing, Syst. Helminth.* ii. 161.

P. 23 & 24, sp. 25, after *Ascaris depressa*, add *Diesing, Syst. Helminth.* ii. 156.

*Ascaris Gypina*, *Dujardin, Hist. Nat. Helminth.* 194.

- P. 24, sp. 26, after *Ascaris depressa*? *Rudolphi*, add *Diesing, Syst. Helminth.* ii. 156.
- P. 24, sp. 27, after *Ascaris semiteres*, add *Mehlis, Isis*, 1831, 92, t. 2, f. 17; *Diesing, Syst. Helminth.* ii. 184.
- P. 24, sp. 28, after *Ascaris ensicaudata*, add *Diesing, Syst. Helminth.* ii. 184.
- P. 25, sp. 29, after *Ascaris spiculigera*, add *Diesing, Syst. Helminth.* ii. 157.
- P. 25, sp. 30, after *Ascaris clavata*, add *Diesing, Syst. Helminth.* ii. 176.
- P. 26, sp. 33, after *Ascaris sulcata*, add *Diesing, Syst. Helminth.* ii. 159.
- P. 26, sp. 1, after *Ascaris inflexa*, add *Diesing, Syst. Helminth.* ii. 169.
- Ascaris crassa*, *Deslongchamps*, l. c. 89; *Dujardin, Hist. Nat. Helminth.* 202.
- P. 27, sp. 1 (Polydelphis), after *Ascaris anoura*, add *Creplin, Wiegmann, Archiv.* 1848, i. 166, t. 6; *Diesing, Syst. Helminth.* ii. 161.
- b. From the Boa Constrictor.
- In the collection of Dr. Crisp.
- P. 27, sp. 1 (Heterakis), after *Ascaris vesicularis*, add *Diesing, Syst. Helminth.* ii. 148; *Nitzsch, Allg. Encyk.* vi. 46.
- P. 27, sp. 2, after *Ascaris acuminata*, add *Kolliker, Müller's Archiv.* 1843, 101-136, t. 6, f. 27; *Diesing, Syst. Helminth.* ii. 152.
- P. 28, after *Oxyuris ambigua*, add *Kolliker, Müller's Archiv.* 1843, 69, t. 7, f. 26; *Diesing, Syst. Helminth.* ii. 140.
- P. 28, after *Ascaris dactyluris*, add *Diesing, Syst. Helminth.* ii. 151.
- P. 28, after *Cucullanus microcephalus*, add *Diesing, Syst. Helminth.* ii. 212.
- P. 29, sp. 2, after *Cucullanus elegans*, add *Kolliker, Müller's Archiv.* 1843, 85-90, t. 7, f. 28-41; *Diesing, Syst. Helminth.* ii. 238.
- P. 29, sp. 3, after *Cucullanus minutus*, add *Histiocephalus minutus*, *Diesing, Syst. Helminth.* ii. 230.
- P. 30, sp. 4, after *Cucullanus heterochrous*, add *Diesing, Syst. Helminth.* ii. 241.
- P. 30, after *Strongylus armatus*, add *Sclerostoma armatum*, *Diesing, Syst. Helminth.* ii. 304.
- P. 31, after *Strongylus trachealis*, add *Strongylus meleagris Gallopavonis*, *Bellingham*, l. c. 105.
- Sclerostomum syngamus*, *Diesing, Syst. Helminth.* ii. 302.
- P. 31, after *Stenurus inflexus*, add *Prosthecosacter minor*, *Diesing, Syst. Helminth.* ii. 323.

### PROSTHECOSACTER.

*Prosthecosacter*, *Diesing*.

Pseudalius, *Dujardin*.  
 Stenurus, *Dujardin*.  
 Strongylus (sp.), *Rudolphi*.  
 Pharurus, *Leuckart*.

### 1. PROSTHECOSACTER INFLEXUS.

*Camper, Von der Krankheiten der Thiere, 47 (part).*

*Strongylus inflexus (part), Rudolphi, Hist. Nat. Entoz. ii. 228; Synopsis, 34; Baer, Nov. Act. Acad. Cæs. xiii. pt. 2, 560 (in note); Vrolik, Waarneming Von Wormen, &c., Extract in Bull. des Sc. Nat. 1826, 374; Creplin, Nov. Obs. de Entoz. 13-15; Mehlis, Isis, 1831, 88-90; Kuhn, Bull. des Sc. Nat. xvii. 150 & xix. 139; Mém. du Mus. d'Hist. Nat. xviii. 367, t. 17 bis, f. 14-17; Craigie, Edin. Med. & Surg. Journ. xxxviii. 301 & 354; Froriep, Notiz. xxxvi. 1832, 122, f. 18-21; Siebold, Wiegmann. Arch. 1838, pt. 2, 294; Quekett, Ann. Nat. Hist. viii. 151; Trans. Microscop. Soc. ii. 44, t. 4, f. 1-9, & 17; Eschricht, Froriep's N. Notiz. xix. 233, xx. 214 & 231; Isis, 1841, 704 & 1843, 280; Siebold, Wiegmann. Archiv. 1842, pt. 2, 347.*

*Strongylus inflexus, var. major, Raspail, Ann. Sc. d'Observ. ii. 244, t. 7, f. 4-8, t. 8, f. 2-4, 7-9.*

*Pseudalius filum, Dujardin, Hist. Nat. Helminth. 135.*

*Prosthecosacter inflexus, Diesing, Syst. Helminth. ii. 223.*

*Hab. Bronchi of the Porpoise, Phocæna communis.*

Presented by J. Quekett, Esq.

### 2. PROSTHECOSACTER CONVOLUTUS.

*Strongylus convolutus, Kuhn, Bull. des Sc. Nat. xvii. 150, xix. 139; Mém. du Mus. d'Hist. Nat. xviii. 365 & 367, t. 17 bis, f. 6-9; Eschricht, Froriep's Neu Notiz. xx. n. 433, 231; Quekett, Ann. Nat. Hist. viii. 152; Trans. Microscop. Soc. ii. 44, t. 4, f. 10, 11 a. & C. D.*

*Prosthecosacter convolutus, Diesing, Syst. Helminth. ii. 324.*

*Hab. Bronchi and pulmonary blood-vessels in the Porpoise, Phocæna communis.*

Presented by J. Quekett, Esq.

P. 32, after *Ophiostoma mucronatum*, add *Diesing, Syst. Helminth. ii. 243.*

P. 32, after *Dochmius trigonocephalus*, add *Diesing, Syst. Helminth. ii. 299.*

P. 33, after *Liorhynchus denticulatus*, add *Diesing, Syst. Helminth. ii. 247.*

P. 33, after *Hedruris androphora*, add *Diesing, Syst. Helminth. ii. 205.*



P. 34, after Gordiacés, add

Metocca, *Diesing, Syst. Helminth.* ii. 83.

P. 34, sp. 1, after *Mermis nigrescens*, add *Diesing, Syst. Helminth.* ii. 108.

P. 34, sp. 2, after *Mermis albicans*, add *Siebold, Entomol. Zeit.* 1843, 79, 1848, 292, 293, 296, 298, 299, 1850, 2, 3; *Diesing, Syst. Helminth.* ii. 108.

b. Found on an apple tree by T. Edwards, Esq.

From the collection of Dr. Leach.

P. 35, after *Mermis*, sp. 7, add

8. MERMIS, SP. NOV.

Found on a fruit tree, Clapham Common.

Presented by — Dean, Esq.

P. 35, sp. 1, after *Gordius seta*, add *Diesing, Syst. Helminth.* ii. 83; in whose work vide other synonyma and references.

P. 36, sp. 2, after *Gordius Tolosanus*, add *Diesing, Syst. Helminth.* ii. 106.

P. 36, after sp. 2, add

2\*. GORDIUS SPHERURA, *Baird.*

Male; nearly black, quite smooth, flattened throughout its whole length, and nearly of equal size throughout. Length 16 inches, breadth half a line.

Female; of a dark brown, smooth, but rather deeply notched across, the notched lines occurring now on one side, now on another, but never going quite round the body, and at times presenting the appearance as if it were divided into numerous segments. The body is of nearly equal size throughout its length till it reaches the tail, which is somewhat swollen and club-shaped. Length 14 inches, breadth about half a line.

*Hab.* Khasyan Hills, India.

Presented by Dr. J. Hooker.

P. 36, sp. 5, after *Gordius violaceus*, add

*Filaria Carabi violacei*, *Hope, Trans. Ent. Soc.* ii. 84; *Siebold, Entomol. Zeitung.* 1842, 160, 1843, 80.

*Gordius Carabi violacei*, *Diesing, Syst. Helminth.* ii. 88.

P. 37, after sp. 6, add

7. GORDIUS FERONLÆ MADIDÆ.

*Filaria Pterostychi madidi*, *Brightwell, Zool. Journ.* n. xx. 1832, 34, 1835, 396; *Siebold, Stett. Entom. Zeit.* 1843, 80.

*Filaria Steropodis madidi*, *Hope, Trans. Ent. Soc. Lond.* ii. ; *Journ. Proceedings*, 84; *Siebold*, l. c. 1842, 160.

? *Filaria annulosa*, *Baird, Cat. Entozoa*, 8.

*Gordius Feroniæ madidæ*, *Diesing, Syst. Helminth.* ii. 90, n. 25.

*Hab.* Abdomen of *Feronia madida*. England.

From the collection of the late J. F. Stephens, Esq.

#### 8. GORDIUS FERONIÆ MELANARIÆ.

*Filaria Feroniæ melanariæ*, *Siebold, Stett. Ent. Zeit.* 1842, 50, 1843, 80.

*Gordius Feroniæ melanariæ*, *Diesing, Syst. Helminth.* ii. 90, n. 23.

*Hab.* Abdomen of the *Feronia melanaria*. England.

From the collection of the late J. F. Stephens, Esq.

#### 9. GORDIUS CALATHI CISTELOIDIS.

*Filaria Calathi cisteloidis*, *Siebold, Stett. Entom. Zeit.* 1842, 151.

*Gordius Calathi cisteloidis*, *Diesing, Syst. Helminth.* ii. 89, n. 19.

*Hab.* Abdomen of *Calathus cisteloïdes*. England.

From the collection of the late J. F. Stephens, Esq.

#### 10. GORDIUS EURRHYPARÆ URTICATÆ, *Baird.*

*Hab.* Abdomen of the *Eurrrhypara (Botys) urticata*. England.

From the collection of the late J. F. Stephens, Esq.

#### 11. ? GORDIUS VESPÆ VULGARIS, *Baird.*

*Hab.* Abdomen of the common Wasp, *Vespa vulgaris*. England.

From the collection of the late J. F. Stephens, Esq.

P. 38, sp. 1, after *Pentastoma tænioides*, add *Diesing, Syst. Helminth.* i. 609.

P. 38, sp. 2, after *Pentastoma denticulatum*, add *Diesing, Syst. Helminth.* i. 615.

P. 39, after sp. 3, add

#### 4. PENTASTOMA ANNULATUM, *Baird.*

Body white, elongate-cylindrical, nearly of the same size at each extremity, strongly ringed; rings raised, about 28 in number, one line distant from each other. A dark blue line runs through the whole length of body on one side. Circumference of body 5 lines, length of body  $2\frac{1}{4}$  inches.

*Hab.* In the lungs of the Egyptian Cobra, *Naja Haje*.

In the collection of Dr. Crisp.

- P. 40, after *Octobothrium alosæ*, add  
*Octocotyle lanceolata*, *Diesing, Syst. Helminth. i. 422.*
- P. 40, after *Diplozoon paradoxum*, add *Diesing, Syst. Helminth. i. 423.*
- P. 41, sp. 1, after *Polystoma ocellatum*, add *Diesing, Syst. Helminth. i. 413.*
- P. 41, sp. 2, after *Polystoma integerrimum*, add *Diesing, Syst. Helminth. i. 412.*
- P. 42, after *Tristoma coccineum*, add *Diesing, Syst. Helminth. i. 429.*
- P. 42, after *Nitzschia elegans*, add *Diesing, Syst. Helminth. i. 426.*
- P. 42, after *Aspidogaster conchicola*, add *Diesing, Syst. Helminth. i. 414.*
- P. 43, sp. 1, after *Amphistoma truncatum*, add *Diesing, Syst. Helminth. i. 404.*
- P. 43, sp. 2, after *Amphistoma subtriquetrum*, add *Diesing, Syst. Helminth. i. 402.*
- P. 43 & 44, sp. 3, after *Amphistoma conicum*, add *Diesing, Syst. Helminth. i. 401.*
- P. 44, sp. 4, after *Diplodiscus unguiculatus*, *Diesing*, add *Syst. Helminth. i. 318.*
- P. 45, sp. 1, after *Monostoma faba*, add *Diesing, Syst. Helminth. i. 321.*
- P. 45, sp. 2, after *Monostoma mutabile*, add *Diesing, Syst. Helminth. i. 323.*
- P. 45, sp. 3, after *Notocotylus triserialis*, add *Nordmann, in Lamk. A. S. V. 2nd ed. iii. 602.*
- Notocotyle triseriale*, *Diesing, Syst. Helminth. i. 411.*
- Monostoma lineare*, *Rudolphi, Synops. 83 & 343; Bremser, Icon. Helm. t. 8, f. 8, 9; Dujardin, Hist. Nat. Helminth. 349 (fide Diesing).*
- P. 46, sp. 4, after *Monostoma trigonocephalum*, add *Diesing, Syst. Helminth. i. 325.*
- P. 46, sp. 5, after *Distoma Okenii*, add *Kolliker, Bericht. von d. Kön. Zootom. Anst. z. Würzburg, ii. 1849, 55-57, t. 2, f. 7; Diesing, Syst. Helminth. i. 359.*
- P. 46 & 47, after *Holostomum alatum*, add *Blanchard, Ann. Sc. Nat. 1847, 318, t. 10, f. 1, 1 a.*
- Hemistomum alatum*, *Diesing, Syst. Helminth. i. 307.*
- P. 47, sp. 2, after *Holostomum variabile*, add *Diesing, Syst. Helminth. i. 312.*
- P. 47, sp. 3, after *Holostomum erraticum*, add *Diesing, Syst. Helminth. i. 313.*
- P. 48, sp. 4, after *Holostomum cornu*, add *Diesing, Syst. Helminth. i. 315.*
- P. 48, sp. 5, after *Holostomum longicolle*, add *Diesing, Syst. Helminth. i. 316.*

- P. 48, sp. 6, after *Holostomum spathaceum*, add  
*Hemistomum spathaceum*, *Diesing, Syst. Helminth.* i. 310.  
 P. 48, sp. 7, after *Holostomum spatula*, add  
*Hemistomum spathula*, *Diesing, Syst. Helminth.* i. 309.  
 P. 48, sp. 8, after *Holostomum platycephalum*, add *Diesing, Syst.*  
*Helminth.* i. 313.  
 P. 48, sp. 9, after *Holostomum variegatum*, add *Diesing, Syst. Hel-*  
*minth.* i. 315.  
 P. 59, add,

## 28. DISTOMA CYMBIFORME.

- Distoma cymbiforme*, *Rudolphi, Synopsis Entoz.* 96 & 371, n. 20 ;  
*Dujardin, Hist. Nat. Helminth.* 451.  
*Distomum cymbiforme*, *Diesing, Syst. Helminth.* i. 342.  
*Hab.* Urinary bladder of Tortoise ? *Testudo græca*.  
 Presented by J. Quekett, Esq.

- P. 59, after *Hirudinella*, *Garsin*, add (not *Munster*, 1842).  
 P. 69, add,

## III. TETRABOTHRIORHYNCHUS.

- Fasciola*, *Linneus*.  
*Distoma*, *Zeder*.  
*Scolex*, *Rudolphi*.  
*Tetrarhynchus*, *Cuvier, Rudolphi, Dujardin, &c., &c.*  
*Dibothriorhynchus*, *Chiaje*.  
*Corynesoma*, *Leuckart*.  
*Amphistoma*, *Leblond*.  
*Tetrabothriorhynchus*, *Diesing*.

## I. TETRABOTHRIORHYNCHUS BARBATUS.

- Fasciola barbata*, *Linneus, Faun. Suec.* ed. ii. 505; *Syst. Nat.*  
 ed. xii. 1078; *Fabricius, Faun. Groenl.* 328; *Muller, Zool. Dan.*  
*Prodr.* 223, n. 2708.  
*Fasciola loliginis*, *Gmelin, Syst. Nat.* 3059.  
*Distoma loliginis*, *Zeder, Naturg.* 222.  
*Vermis dubius sepiaë loliginis*, *Rudolphi, Hist. Nat. Entoz.* ii.  
 pt. 2, 285; *Synopsis*, 198.  
*Tetrarhynchus lingualis*, *Cuvier, Règn. An.* 2nd ed. iii. 239, t. 15,  
 f. 6, 7; *Dujardin, Hist. Nat. Helminth.* 552; *Creplin, Wiegman*.  
*Arch.* 1846, 151 & 154.  
*Tetrarhynchus pleuronectis maximi*, *Rudolphi, Synopsis*, 132 & 457.  
*Tetrarhynchus megabothrius*, *Rudolphi, Synopsis*, 130 & 451, t. 2,  
 f. 14; *Dujardin, Hist. Nat. Helminth.* 551.



*Dibothriorhynchus todari*, *Chiaje, Sull. Stor. et Notom.* iv. 152, 192 & 201, t. 55, f. 16.

*Corynesoma pellucidum*, *Leuckart, Isis* (fide *Diesing*, loc. non citat.).

*Amphistoma rhopaloides*, *Leblond, Ann. Sc. Nat.* 2nd ser., *Zool.* vi. 290, t. 16, f. 1-3; and *Ann. Sc. Nat.* vii. 251; *Deslongchamps, An. Sc. Nat.* vii. 294; *Siebold, Wieg. Archiv.* 1837, ii. 265, 1838, i. 306; *Creplin, Allg. Encyk.* xxxii. 294 (in a note); *Du-jardin, Hist. Nat. Helminth.* 341.

*Tetrarhynchi* sp., *Miescher, Bericht. Naturf. Gesellsch. in Basil.* 1840, iv. 25; *Siebold, Wieg. Archiv.* 1842, i. 301.

*Tetrarhynchus minimus cysticus*, *Steenstrup, Ueber d. Gener. Wechs.* 114 (note).

*Tetrabothriorhynchus migratorius*, *Diesing, Syst. Helminth.* i. 573.

*Hab.* Encysted in the intestines of the Lemon Sole, *Solea pegasus*. Weymouth.

Presented by W. Thompson, Esq.

P. 71, 72, sp. 1, after *d. Tænia variabilis*, &c., add

*e.* Pieces of *Tænia* from eight worms expelled from the human subject by Turpentine and Kousso; vide cases related in *Lond. Med. Examiner*, i. 136; and *Provinc. Med. & Surg. Journ.* Oct. 15, 1851, 573.

Presented by Dr. Crisp.

*f.* Group of *Tænia* from the human intestine.

Presented by George Gardener, Esq., of Long Acre.

P. 72, transfer "Presented by J. W. Gutch, Esq.," and succeeding note, to p. 76, after *Tænia cucumerina*.

P. 86, add,

#### 45. *TENIA FALCIFORMIS*, *Baird*.

Head conical; proboscis unarmed? suckers large, oval-shaped; no neck; body at anterior extremity very narrow, almost linear, gradually enlarging as it descends; articulations very numerous, extremely narrow. The body is flat, and is curved like a sickle; genital orifices —?

Length about  $2\frac{1}{4}$  inches, breadth at broadest part 1 line.

*Hab.* —? Collected during the Euphrates expedition.

#### 46. *TENIA SULÆ FUSCÆ*.

*Hab.* Intestines of *Sula fusca*. From Jamaica.

From the collection of Mr. Gosse.

There is of this species only one fragment of about 11 inches in

length, and about 2 lines in breadth at broadest part. The head is wanting. The genital pores are regularly unilateral.

## 47. TÆNIA SCOLOPENDRA.

*Tænia scolopendra*, *Diesing, Syst. Helminth.* i. 550, n. 137.

*Hab.* Intestines of *Podiceps dominicensis*. From Jamaica.

From the collection of Mr. Gosse.

## 48. TÆNIA HETEROSOMA.

*Tænia Pelicani aquilæ*, *Rudolphi, Synopsis Entoz. App.* 709; *Diesing, Syst. Helminth.* i. 557.

*Hab.* Intestines of *Tachypetes aquila*. From Jamaica.

From the collection of Mr. Gosse.

P. 88, sp. 4, *Bothriocephalus proboscideus*, after *Hab. a.*, add,

*b.* From *Salmo salar*?

From the collection of Dr. Leach.

P. 91, sp. 13, after *Bothriocephalus auriculatus*, add *Drummond, Charlesworth's Mag. Nat. Hist.* ii. 656.

*Tetrabothrium auriculatum*, *Diesing, Syst. Helminth.* i. 602.

Var. *Centifolium*, *Diesing, Leuckart, Zool. Bruchst.* t. 1, f. 11.

P. 91, after sp. 13, add,

## 13\*. BOTHRIOCEPHALUS TUMIDULUS.

*Bothriocephalus tumidulus*, *Rudolphi, Synopsis Entoz.* 141 & 480; *Nitzsch, in Allg. Encyk.* xii. 99; *Bremser, Icon. Helminth.* t. 13, f. 20, 21; *Dujardin, Hist. Nat. Helminth.* 620; *Creplin, Wiegman. Arch.* 1846, 149.

*Bothriocephalus Echeneis*, *Leuckart, Zool. Bruchst.* i. 32, t. 1, f. 4-7.

*Petaloccephalus tumidulus*, *Van Lithe de Jeude, Rec. Fig. Vers Intest.* t. 4, f. 1, 2.

*Tetrabothrium tumidulum*, *Diesing, Syst. Helminth.* i. 601.

*Hab.* A species of *Raia*.

From the collection of Dr. Leach.

P. 91, sp. 14, after *Bothriocephalus tetrapterus*, add *Siebold, Lehrb. de Vergl. Anatom.* i.; *Abth.* 120; *Anm.* 2.

*Bothriocephalus Phocæ foetidæ*, *Creplin? Obs.* 68; *Dujardin, Hist. Nat. Helminth.* 613.

*Dibothrium hians*, *Diesing, Syst. Helminth.* i. 588.

P. 100, after note upon *Cysticercus fasciolaris*, add

In the collection of Dr. Crisp there is a specimen which appears to bear out, to a certain extent, Dr. Siebold's views. It is distinctly jointed, and the caudal vesicle has nearly disappeared. In fact, the worm appears to partake more of the form of a *Tænia* than a *Cysticercus*, as if even in the liver of the Mouse it was assuming the perfect state.

# INDEX.

INDEX OF THE ANIMALS IN WHICH THE ENTOZOA OF THIS CATALOGUE  
ARE FOUND.

	PAGE		PAGE
<b>MAMMALIA.</b>			
Order I.—PRIMATES.			
1. Homo sapiens.		6. Canis familiaris.	
<i>Trichocephalus dispar</i> .....	3	<i>Ascaris marginata</i> .....	17
<i>Filaria medinensis</i> .....	4	<i>Dochmius trigonocephalus</i> ...	32
<i>Strongylus gigas</i> .....	12	<i>Pentastoma tenioides</i> .....	38
<i>Oxyuris vermicularis</i> .....	14	<i>Tenia serrata</i> .....	71
<i>Ascaris lumbricoides</i> .....	16	,, <i>cucumerina</i> .....	76
<i>Tenia solium</i> .....	70	7. Canis lupus.	
<i>Bothriocephalus latus</i> .....	86	<i>Strongylus annulatus</i> .....	13
<i>Cysticercus cellulosæ</i> .....	99	<i>Ascaris marginata, var. a.</i> ...	17
<i>Echinococcus hominis</i> .....	103	8. Vulpes vulgaris.	
2. Plecotus communis.		<i>Ascaris triquetra</i> .....	17
<i>Ophiostoma mucronatum</i> .....	32	<i>Holostomum alatum</i> .....	46
3. Myotis (Vespertilio) Nattereri.		<i>Tenia crassiceps</i> .....	72
<i>Tenia acuta</i> .....	74	,, <i>litterata</i> .....	81
		9. Mustela vulgaris.	
		<i>Bothriocephalus auriculatus</i> ..	91
		10. Putorius foetidus.	
		<i>Filaria nasicola</i> .....	5
		<i>Filaria, sp. 4</i> .....	6
		<i>Distoma squamula</i> .....	52
		,, <i>trigonocephalum</i> ...	55
		11. Ursus ferox.	
		<i>Ascaris transfuga</i> .....	20
		12. Talpa europæa.	
		<i>Spiroptera strumosa</i> .....	9
		<i>Spiroptera, sp. 12</i> .....	11
		<i>Ascaris incisa</i> .....	16
Order II.—FERÆ.			
4. Leo barbarus.			
<i>Ascaris mystax, var. a.</i> .....	18		
5. Felis catus domesticus.			
<i>Ascaris mystax</i> .....	18		
<i>Distoma lanceolatum</i> .....	50		
<i>Tenia crassicollis</i> .....	72		
,, <i>elliptica</i> .....	77		



	PAGE		PAGE
13. <i>Erinaceus europæus</i> .		23. <i>Lepus timidus</i> .	
<i>Strongylus striatus</i> .....	12	<i>Trichocephalus unguiculatus</i> .....	4
<i>Tænia tripunctata</i> .....	79	<i>Tænia pectinata</i> .....	78
14. <i>Callocephalus vitulinus</i> .		<i>Cysticercus pisiformis</i> .....	100
<i>Ascaris osculata</i> .....	18	24. <i>Lepus cuniculus</i> .	
<i>Amphistoma truncatum</i> .....	43	<i>Passalurus ambiguus</i> .....	28
<i>Echinorhynchus strumosus</i> ..	60	<i>Cysticercus pisiformis</i> .....	160
<i>Bothriocephalus tetrapterus</i> ...	91	25. <i>Sciurus vulgaris</i> .	
15. <i>Phoca barbata</i> .		<i>Tænia dendritica</i> .....	81
<i>Ascaris osculata</i> .....	18		
<i>Bothriocephalus anthocephalus</i>	90	Order V.—UNGULATA.	
16. <i>Arctocephalus Hookeri</i> ?		26. <i>Bos taurus</i> .	
<i>Ascaris similis</i> .....	19	<i>Strongylus micrurus</i> .....	13
<i>Bothriocephalus antarcticus</i> ...	90	<i>Amphistoma conicum</i> .....	43
		<i>Tænia denticulata</i> .....	78
Order III.—CETE.		27. <i>Capra hircus</i> .	
17. <i>Phocæna communis</i> .		<i>Pentastoma denticulatum</i> .....	38
<i>Filaria inflexo-caudata</i> .....	7	28. <i>Ovis aries</i> .	
<i>Stenurus inflexa</i> .....	31	<i>Strongylus filaria</i> .....	12
<i>Prosthecosacter inflexus</i> .....	111	<i>Distoma hepaticum</i> .....	49
„ <i>convolutus</i> ..	111	<i>Tænia expansa</i> .....	77
		<i>Cœnurus cerebialis</i> .....	104
Order IV.—GLIRES.		29. <i>Camelus Bactrianus</i> .	
18. <i>Mus decumanus</i> .		<i>Echinococcus veterinorum</i> ...	102
<i>Trichosoma crassicauda</i> .....	2	30. <i>Alces palmatus</i> .	
<i>Tænia leptcephala</i> .....	79	<i>Amphistoma conicum</i> .....	43
19. <i>Mus musculus</i> .		31. <i>Equus caballus</i> .	
<i>Spiroptera obtusa</i> .....	9	<i>Filaria papillosa</i> .....	5
<i>Oxyuris obvelata</i> .....	15	<i>Spiroptera megastoma</i> .....	9
<i>Tænia pusilla</i> .....	80	<i>Strongylus tetracanthus</i> .....	13
<i>Cysticercus fasciolaris</i> .....	99	<i>Oxyurus curvula</i> .....	15
20. <i>Mus sylvaticus</i> .		<i>Ascaris megalocephala</i> .....	19
<i>Ascaris tetraptera</i> .....	19	<i>Sclerostoma equinum</i> .....	30
21. <i>Arvicola</i> ( <i>Hypudæus</i> ) <i>arvalis</i> .		<i>Tænia perfoliata</i> .....	79
<i>Cysticercus longicollis</i> .....	101	32. <i>Sus scrofa</i> .	
22. <i>Castor fiber</i> .		<i>Spiroptera strongylina</i> .....	10
<i>Amphistoma subtriquetrum</i> ...	43	<i>Strongylus paradoxus</i> .....	13
		<i>Ascaris suilla</i> .....	19
		<i>Echinorhynchus gigas</i> ..	60

	PAGE		PAGE
<i>Echinococcus veterinorum</i> ...	102	44. <i>Turdus iliacus.</i>	
<i>Cysticercus tenuicollis</i> .....	101	<i>Ascaris ensicaudata</i> .....	24
AVES.			
Order I.—ACCIPITRES.			
33. <i>Buteo vulgaris.</i>		45. <i>Lanius minor.</i>	
<i>Spiroptera leptoptera</i> .....	10	<i>Spiroptera euryoptera</i> .....	11
34. <i>Archibuteo lagopus.</i>		46. <i>Tityra Leuconotus.</i>	
<i>Tænia cylindracea</i> .....	82	<i>Spiroptera saginata</i> .....	107
35. <i>Tinnunculus alaudarius.</i>		47. <i>Garrulus glandarius.</i>	
<i>Dispharagus laticeps</i> .....	8	<i>Tænia stylosa</i> .....	80
<i>Spiroptera physalura</i> .....	10	48. <i>Pica caudata.</i>	
36. <i>Astur palumbarius.</i>		<i>Distoma ovatum</i> .....	51
<i>Ascaris depressa</i> .....	23	49. <i>Corvus frugilegus.</i>	
37. <i>Accipiter nisus.</i>		<i>Trichosoma contortum</i> .....	2
<i>Spiroptera megalostoma</i> .....	10	„ <i>resectum</i> .....	2
<i>Holostomum spatula</i> .....	48	50. <i>Corvus cornix.</i>	
38. <i>Syrnium aluco.</i>		<i>Filaria attenuata</i> .....	6
<i>Echinorhynchus tuba</i> .....	61	<i>Dispharagus anthuris</i> .....	8
39. <i>Strix flammea.</i>		<i>Tænia undulata</i> .....	75
<i>Ascaris spiralis</i> .....	24	51. <i>Sturnus vulgaris.</i>	
40. <i>Otus vulgaris.</i>		<i>Filaria Sturni?</i> .....	6
<i>Holostomum macrocephalum</i> ..	47	52. <i>Passer domesticus.</i>	
<i>Tænia candelabraria</i> .....	85	<i>Monostoma faba</i> .....	45
Order II.—PASSERES.			
41. <i>Cypselus apus.</i>		Order III.—SCANSORES.	
<i>Distoma macrourum</i> .....	50	53. <i>Gecinus viridis.</i>	
<i>Tænia cyathiformis</i> .....	74	<i>Tænia crateriformis</i> .....	75
42. <i>Chelidon urbica.</i>		Order IV.—COLUMBÆ.	
<i>Filaria obtusa</i> .....	6	54. <i>Turtur auritus.</i>	
<i>Distoma maculosum</i> .....	52	<i>Tænia sphenocéphala</i> .....	84
43. <i>Turdus musicus.</i>		Order V.—GALLINÆ.	
<i>Tænia angulata</i> .....	74	55. <i>Pavo cristatus.</i>	
		<i>Heterakis vesicularis</i> .....	27

	PAGE		PAGE
56. Gallus Bankiva, var. domest.		68. Anser ferus, var. domesticus.	
<i>Ascaridia inflexa</i> .....	26	<i>Strongylus macronatus</i> .....	13
<i>Syngamus trachealis</i> .....	31	<i>Monostoma mutabile</i> .....	45
<i>Distoma echinatum, var. a</i> ...	56	<i>Tænia lanceolata</i> .....	73
57. Tetrao urogallus.		69. Olor (Cygnus) ferus.	
<i>Ascaridia inflexa</i> .....	26	<i>Tænia equabilis</i> .....	83
58. Tetrao tetrix.		70. Anas boschus.	
<i>Tænia microps</i> .....	80	<i>Echinorhynchus polymorphus</i> .....	62
59. Lagopus scoticus.		<i>Tænia infundibuliformis</i> ...	83
<i>Tænia calva</i> .....	83	71. Fuligula marila.	
		<i>Echinorhynchus polymorphus</i> .....	62
Order VI.—STRUTHIONES.		72. Nyroca leucophthalmos.	
60. Otis tarda.		<i>Tænia bifaria</i> .....	79
<i>Tænia villosa</i> .....	85	73. Clangula glaucion.	
		<i>Tænia gracilis</i> .....	85
Order VII.—GRALLÆ.		74. Colymbus septentrionalis.	
61. Vanellus cristatus.		<i>Spiroptera crassicauda</i> .....	11
<i>Ascaris semiteres</i> .....	24	<i>Holostomum erraticum</i> .....	47
<i>Tænia variabilis</i> .....	79	" <i>platycephalum</i> ... ..	48
62. Ardea cinerea.		<i>Distoma spinulosum</i> .....	56
<i>Ascaris serpentulus</i> .....	20	<i>Bothriocephalus macrocephalus</i> .....	91
" <i>microcephala</i> .....	20	" <i>ditremus</i> ... ..	87
<i>Holostomum cornu</i> .....	47	75. Podiceps dominicensis.	
63. Ciconia alba.		<i>Tænia scolopendra</i> .....	117
<i>Distoma hians</i> .....	51	76. Podiceps cristatus.	
" <i>ferox</i> .....	56	<i>Tænia multistriata</i> .....	76
64. Scolopax rusticola.		" <i>capillaris</i> .....	76
<i>Tænia filum</i> .....	84	<i>Ligula sparsa</i> .....	96
65. Ortygometra porzana.		77. Xema (Larus) ridibunda.	
<i>Monostoma verrucosum</i> .....	45	<i>Holostomum longicolle</i> .....	48
<i>Distoma holostomum</i> .....	58	<i>Schistocephalus dimorphus</i> ...	92
66. Fulica atra.		78. Larus argentatus.	
<i>Tænia inflata</i> .....	75	<i>Spiroptera adunca</i> .....	11
		<i>Holostomum spathaceum</i> .....	48
Order VIII.—ANSERES.		<i>Distoma elongatum</i> .....	59
67. Anser ferus.		79. Larus fuscus.	
<i>Trichosoma brevicolle</i> .....	3	<i>Holostomum variegatum</i> .....	48
		<i>Distoma concavum</i> .....	57
		<i>Tænia porosa</i> .....	73

	PAGE
80. <i>Larus canus</i> .	
<i>Bothriocephalus cylindraceus</i>	91
81. <i>Sula fusca</i> .	
<i>Tænia sulæ fuscæ</i> .....	116
82. <i>Phalacrocorax (Graculus)</i> <i>carbo</i> .	
<i>Ascaris spiculigera</i> .....	25
<i>Distoma echinatum</i> .....	55
<i>Echinorhynchus hystrix</i> .....	61
<i>Ligula interrupta</i> .....	95
83. <i>Tachypetes (Atagen) aquila</i> .	
<i>Tænia heterosoma</i> .....	117

PISCES.

Order I.—ACANTHOPTERYGIA.

84. <i>Perca fluviatilis</i> .	
<i>Echinorhynchus angustatus</i> ...	64
" <i>claviceps</i> ...	65
<i>Tænia ocellata</i> .....	82
85. <i>Perca lucioperca</i> .	
<i>Distoma nodulosum</i> .....	56
86. <i>Gymnocephalus cernua</i> .	
<i>Ascaris truncatula</i> .....	21
87. <i>Brama Raii</i> .	
<i>Monostoma filicolle</i> .....	46
88. <i>Coryphæna, sp.</i>	
<i>Ascaris capsularia</i> .....	22
89. <i>Zoarces viviparus</i> .	
<i>Ascaris aucta</i> .....	21
90. <i>Scomber pelamys</i> .	
<i>Hirudinella clavata</i> .....	59
91. <i>Ophidium barbatum</i> .	
<i>Scolex polymorphus</i> .....	98
92. <i>Lophius piscatorius</i> .	
<i>Ascaris rigida</i> .....	22

Order II.—MALACOPTERYGIA.

	PAGE
93. <i>Cyprinus (Barbus) barbus</i> .	
<i>Ascaris dentata</i> .....	22
<i>Liorhynchus denticulatus</i> ...	33
94. <i>Cyprinus (Abramis) brama</i> .	
<i>Diplozoon paradoxum</i> .....	40
<i>Ligula simplicissima</i> .....	95
<i>Caryophyllæus mutabilis</i> .....	97
95. <i>Cyprinus aspius</i> .	
<i>Tænia torulosa</i> ....	83
96. <i>Cyprinus (Chondrostoma)</i> <i>nasus</i> .	
<i>Caryophyllæus truncatus</i> .....	97
97. <i>Leuciscus erythrophthalmus</i> .	
<i>Filaria sanguinea</i> .....	7
98. <i>Leuciscus phoxinus</i> .	
<i>Diplozoon paradoxum</i> .....	40
99. <i>Leuciscus alburnus</i> .	
<i>Monostoma globiporum</i> .....	53
100. <i>Leuciscus cephalus</i> .	
<i>Echinorhynchus proteus</i> .....	63
101. <i>Esox lucius</i> .	
<i>Distoma tereticolle</i> .....	53
<i>Triænochorus nodulosus</i> .....	93
102. <i>Salmo fario</i> .	
<i>Dispharagus cystidicola</i> .....	8
<i>Echinorhynchus fusiformis</i> ...	66
<i>Caryophyllæus tuba</i> .....	97
103. <i>Salmo salar</i> .	
<i>Tetrarhynchus grossus</i> .....	68
" <i>rugosus</i> .....	69
<i>Bothriocephalus proboscideus</i>	88
104. <i>Salmo Wartmanni</i> .	
<i>Tænia longicollis</i> .....	81
105. <i>Salmo trutta</i> .	
<i>Bothriocephalus infundibuli-</i> <i>formis</i> .....	88





	PAGE		PAGE
129. <i>Cistuda europæa</i> .		139. <i>Carabus</i> , sp.	
<i>Polystoma ocellatum</i> .....	41	<i>Mermis nigrescens</i> .....	34
130. <i>Chelonia viridis</i> .		140. <i>Carabus violaceus</i> .	
<i>Monostoma trigonocephalum</i> ..	46	<i>Gordius violaceus</i> .....	36
Order EMYDOSAURI.			
131. <i>Crocodilus palustris</i> .		141. <i>Blaps obtusa</i> .	
<i>Pentastoma megacephalum</i> ...	39	<i>Gordius pustulosus</i> .....	37
<i>Tænia Bremseri</i> .....	73	142. <i>Calathus cisteloides</i> .	
		<i>Gordius calathi cysteloidis</i> ...	113

BATRACHIA.

132. <i>Rana temporaria</i> .	
<i>Strongylus auricularis</i> .....	14
<i>Ascaris nigrovenosa</i> .....	21
<i>Heterakis acuminata</i> .....	27
<i>Polystoma integerrimum</i> .....	41
<i>Amphistoma subclavatum</i> ..	44
<i>Distoma cylindraceum</i> .....	51
,, <i>clavigerum</i> .....	52
133. <i>Rana esculenta</i> .	
<i>Holostomum urnigerum</i> .....	49
<i>Distoma cygnoides</i> .....	51
,, <i>variegatum</i> .....	53
<i>Echinorhynchus hæruca</i> .....	63
134. <i>Bufo variabilis</i> .	
<i>Ascaris leptocephala</i> .....	21
,, <i>nigrovenosa</i> .....	21
135. <i>Bufo igneus</i> .	
<i>Distoma variegatum</i> .....	53
136. <i>Triton cristatus</i> .	
<i>Hedruris androphora</i> .....	33
137. <i>Salamandra maculata</i> .	
<i>Distoma crassicolle</i> .....	52

INSECTA.

Order I.—COLEOPTERA.

138. <i>Feronia</i> ( <i>Pterostychicus</i> ) <i>madida</i> .	
? <i>Filaria annulosa</i> .....	8
<i>Gordius Feroniæ madidæ</i> ...	112
<i>Gordius Feroniæ melanariæ</i>	113

Order II.—ORTHOPTERA.	
143. <i>Locusta viridissima</i> .	
<i>Mermis</i> , nov. sp. ....	34
144. <i>Gomphocerus morionis</i> .	
<i>Mermis</i> , nov. sp. ....	34
145. <i>Decticus verrucivorus</i> .	
<i>Mermis</i> , nov. sp. ....	35

Order III.—HYMENOPTERA.

146. <i>Bombus muscorum</i> .	
<i>Sphæricularia Bombi</i> .....	104
147. <i>Vespa vulgaris</i> .	
<i>Gordius vespæ vulgaris</i> .....	113

Order IV.—LEPIDOPTERA.

148. <i>Yponomeuta cognatella</i> (larva).	
<i>Mermis albicans</i> .....	34
149. <i>Eurrhypara</i> ( <i>Botys</i> ) <i>ur-</i> <i>ticata</i> .	
<i>Gordius eurrhyparæ urticatæ</i>	113

MOLLUSCA.

150. <i>Anodonta cellensis</i> .	
<i>Aspidogaster conchicola</i> .....	42

## INDEX OF GENERA AND SPECIES.

- abdominalis, 95.  
 Acanthocephala, 60.  
 Acanthocephalus, 60, 65.  
 Acanthoheca, 37.  
 Acanthrus, 60.  
 acicula, 21. |  
 Acuaría, 9.  
 acuminata, 27, 95.  
 acus, 21, 23, 66.  
 acuta, 74.  
 acutissima, 73, 78, 92.  
 adunca, 11.  
 æquabilis, 83.  
 affinis, 65.  
 affine, 54.  
 Alaria, 46.  
 alata, 9, 46.  
 alatum, 46, 114.  
 alatus, 29.  
 albicans, 34.  
 albicillæ, 24.  
 albicolle, 50.  
 albopunctata, 99.  
 albopunctatus, 99.  
 alburni, 95.  
 alosæ, 40, 54.  
 aluconis, 61.  
 Alysaelminthus, 70, 86.  
 ambigua, 28. v  
 Amphistoma, 42, 46,  
 115.  
 amphistomoides, 43.  
 anatis, 3, 55, 62.  
 anatum, 62.  
 anceps, 9.  
 androphora, 33, 109.  
 aneurismaticus, 30.  
 Anguilla, 23.
- Anguillæ, 29, 89.  
 angulata, 74.  
 angustatus, 64.  
 annularis, 63.  
 annulatum, 113.  
 annulatus, 13.  
 annulosa, 8, 113.  
 anomala, 99.  
 Anorhyncha, 70, 96.  
 anoura, 27.  
 anseris, 13, 45.  
 anserum, 73.  
 antarcticus, 90.  
 anthocephala, 90.  
 anthocephalum, 90.  
 anthocephalus, 90.  
 anthuris, 8.  
 Apoblema, 54.  
 appendiculata, 54, 56.  
 appendiculatum, 54.  
 apri, 102, 107.  
 aquatica, 35.  
 aquaticus, 35.  
 aquilæ, 6, 117.  
 ardearum, 109.  
 ardeæ, 20, 56.  
 armata, 55, 71.  
 armatum, 55, 110.  
 armatus, 29, 30.  
 Ascaridæ, 14.  
 Ascaridia, 26.  
 Ascaris, 3, 4, 9, 12, 14,  
 16, 27, 28, 32, 33, 60.  
 Aspidogaster, 42.  
 Atractis, 28.  
 attenuata, 6.  
 attenuatum, 50.  
 attenuatus, 63.
- aucta, 21.  
 auricularis, 14.  
 auriculatum, 117.  
 auriculatus, 91, 98.  
 avium, 83, 96.
- Bandwurmer, 67.  
 barbata, 115.  
 Barbatulæ, 65.  
 barbatus, 115.  
 Barbi, 64.  
 bicolor, 21.  
 bifaria, 26, 79.  
 bijugum, 45.  
 bipunctata, 89.  
 bipunctatus, 89.  
 Blasenwurmer, 98.  
 blennii, 21.  
 Bley, 95.  
 bombi, 104.  
 bombynæ, 53.  
 borealis, 62.  
 boschadis, 55, 62.  
 Bothridium, 94.  
 Bothriocephalus, 67, 86,  
 92, 94.  
 Bothriocephala, 67.  
 Bothryocephalus, 86.  
 Botryocephalus, 86.  
 bovina, 78, 102.  
 Brachycælium, 52.  
 Brachylæmus, 51, 52.  
 bramæ, 53, 64, 95.  
 Bremseri, 73.  
 brevicolle, 3.  
 brevissimo, 72.  
 bronchialis, 6.  
 bubali, 105.

- bufonis, 14, 21.  
 buteonis, 107.  
  
 calva, 83.  
 candelabraria, 85.  
 candidus, 64, 65, 66.  
 Caniculæ, 17.  
 canina, 71, 76.  
 canis, 12, 13, 17.  
 Capillaria, 2.  
 capillaris, 3, 23, 76.  
 capitata, 95.  
 capræ, 38.  
 capræa, 38.  
 capreoli, 77.  
 caprina, 38, 102.  
 caprinus, 102.  
 Capsala, 41.  
 Capsalidæ, 41.  
 Capsularia, 4.  
 capsularia, 7, 22.  
 carabi, 34.  
 carassii, 95.  
 carbonis, 25.  
 carinatum, 53.  
 carpionis, 65, 95.  
 Caryophyllaneus, 97.  
 Caryophyllæus, 96.  
 Caryophyllinus, 96.  
 cateniformis, 72, 76, 80.  
 Cati, 18.  
 Caviæ, 38.  
 cellulosa, 99.  
 cellulosa, 99.  
 centifolium, 117.  
 Cephalocotylea, 67.  
 cerebralis, 104.  
 cernua, 82.  
 cernuæ, 29, 56.  
 Cervi, 43.  
 Cervi axis, 102.  
 Cestoidea, 67, 70, 96.  
 Cestoides, 67, 70.  
 Chariophyllus, 96, 97.  
 Ciconiæ, 109.  
 cingulum, 95.  
 cirrigerum, 58.  
 cisteloidis, 113.  
 Cladocœlium, 49.  
 clathratum, 50.  
 clavæceps, 65.  
 clavata, 25, 59.  
 clavatum, 59, 60.  
 clavatus, 102.  
 claviceps, 65, 89.  
 claviger, 68.  
 clavigerum, 47, 52.  
 clupeæ, 54.  
 cobitidis, 65, 95.  
 cobitinus, 65.  
 coccinea, 42.  
 coccineum, 42.  
 coccineus, 62.  
 Cochlus, 33.  
 Cœlelmintha, 2.  
 Cœnurus, 103.  
 coleopterorum, 34.  
 collaris, 23, 62, 75.  
 collurionis, 11.  
 Columbæ, 84.  
 colymborum, 25.  
 commune, 106.  
 communis, 97.  
 concavum, 57.  
 conchicola, 42.  
 conicum, 43.  
 conoceph, 89.  
 conoidea, 84.  
 conoideus, 55.  
 constrictus, 62.  
 constringens, 95.  
 contorta, 11.  
 contortrix, 95.  
 contortum, 2.  
 conus, 43.  
 convoluta, 9.  
 convolutus, 111.  
 cordata, 100.  
 cornicis, 6.  
 cornu, 47.  
 corollata, 68.  
 corollatum, 68.  
 corollatus, 68.  
 coronatus, 29.  
 corvorum, 105, 106.  
 Corynesoma, 115.  
 Coryphenæ, 59, 60.  
 Crassa, 88, 110.  
 crassicauda, 2, 11.  
 crassiceps, 72.  
 crassicolle, 52.  
 crassicollis, 72.  
 cratægaria, 72.  
 crateriformis, 75.  
 crenata, 54.  
 crenatum, 54.  
 cristati, 76.  
 Crossodera, 56.  
 Cucullanus, 28, 45.  
 cucumerina, 76.  
 cucurbitina, 71, 80.  
 cucurbitinus, 71.  
 cuneata, 84.  
 cuneiceps, 77.  
 cuniculi, 78.  
 curvula, 15.  
 cyathiformis, 74.  
 cyclocotyle, 40.  
 cyclopteri, 98.  
 cygnoides, 51.  
 cylindræa, 51, 82.  
 cylindræum, 51, 91.  
 cylindræus, 51, 91.  
 cylindrica, 51.  
 cymbiforme, 115.  
 cyprinaceum, 53.  
 cyprini, 83.  
 cyprinorum, 97.  
 Cystica, 67, 98.  
 cystica, 82, 93.  
 cysticercus, 93, 98.  
 Cysticidæ, 98.  
 Cystidicola, 8.  
 cystidicola, 8.  
 cysticus, 116.  
  
 Dacnitidæ, 32.  
 dactylura, 28.  
 dactyluris, 28.  
 decempollicaris, 88.  
 decumani, 2.  
 dendritica, 81.  
 dendriticus, 82.  
 dentata, 22, 87.  
 denticulata, 38, 78.  
 denticulatum, 38.  
 denticulatus, 33, 78.  
 depressa, 23, 24.  
 depressa alba, 92.  
 Dibothrii, 86.  
 Dibothriorhynchus, 115.  
 Dibothrium, 86.  
 Diclibothrium, 40.



- Dicrocœlium, 50.  
 digramma, 96.  
 dimorphus, 92.  
 Dioctophyme, 12.  
 Diplobothrium, 40.  
 Diplodiscus, 43.  
 Diplozoon, 40.  
 Dipodis, 108.  
 dispar, 3, 108.  
 Dispharagus, 8.  
 Distoma, 31, 46, 49, 59,  
     115.  
 Distomidæ, 42.  
 Distomum, 49.  
 ditrema, 94.  
 ditremus, 87.  
 ditremus, 87.  
 Dobulæ, 63.  
 Dochmius, 32.  
 Doppeloch, 54.  
 Douve à long cou, 54.  
 Dracunculus, 4.  
 dracunculus, 5.  
 dyspnoos, 21.  
  
 Echeneis, 117.  
 echinatum, 55.  
 Echinibothria, 67.  
 Echinococcus, 102.  
 Echinorhynchus, 33, 60.  
 Echinostoma, 55.  
 Egelschnecke, 50.  
 elaphi, 43.  
 elegans, 29, 42.  
 elliptica, 76.  
 ellipticum, 53.  
 ellipticus, 76.  
 ellyptica, 76, 77.  
 elongata, 42.  
 elongatum, 42, 59.  
 elongatus, 107.  
 emarginatum, 89.  
 Enoplidæ, 28.  
 ensicaudata, 24.  
 Enterobius, 108.  
 equi, 5, 15, 19, 30, 108.  
 equina, 79, 106.  
 equinum, 30.  
 equinus, 5, 30.  
 eremita, 101.  
 erratica, 103.  
  
 erraticum, 47.  
 euryoptera, 11.  
 Eurysoma, 52.  
 Eustrongylus, 107.  
 expansa, 77.  
 expansus, 77.  
  
 faba, 45.  
 falciformis, 116.  
 falconum, 6.  
 farionis, 8.  
 Fasciola, 40, 42, 44, 46,  
     49, 59, 94, 97, 98,  
     115.  
 fasciolaris, 51, 99, 118.  
 felis, 18, 72, 77.  
 fera, 38.  
 ferarum, 101.  
 ferox, 56.  
 Festucaria, 43, 44, 46.  
 fetidæ, 117.  
 Filaria, 4.  
 filaria, 12.  
 Filariadæ, 4.  
 Filocapsularia, 4, 7.  
 filicolle, 46.  
 filicollis, 62.  
 filiformis, 14, 21.  
 filum, 84, 111.  
 Fimbriaria, 70.  
 fimbriata, 85, 97.  
 finna, 99.  
 finnus, 99.  
 Fissula, 8, 32.  
 floribunda, 82.  
 Floriceps, 67.  
 flos, 91.  
 fluviatilis, 29.  
 fragile, 87.  
 fragilis, 87.  
 Frölichii, 81.  
 Fulicæ, 75.  
 fulicarum, 75.  
 funiculus, 27.  
 Fusaria, 4, 9, 14, 16.  
 fusæformis, 66.  
 fusca, 59.  
 fuscæ, 55, 116.  
 fusiformis, 66.  
  
 gadi, 25, 66.  
  
 Gallipavonis, 110.  
 gasterostei, 92.  
 geminum, 45.  
 gibbosus, 67.  
 gigas, 12, 16, 19, 60.  
 glandarii, 80.  
 globifera, 53, 82.  
 globipora, 53.  
 globiporum, 53.  
 globosa, 101.  
 globulata, 72.  
 globulosa, 82.  
 globulosum, 82.  
 Gobii, 64.  
 gobionis, 95.  
 Goezia, 33.  
 Goezii, 78.  
 Gordiacés, 34.  
 Gordiidæ, 34.  
 Gordius, 4, 35.  
 gracilis, 85.  
 granulata, 103.  
 granulosa, 102.  
 granulosis, 103.  
 grisea, 87.  
 grossus, 68.  
 gruis, 55.  
 Gymnobothrii, 86.  
 Gypina, 109.  
  
 Hackenwurmer, 60.  
 Hæruca, 60.  
 hæruca, 63, 65.  
 Hærucula, 60, 63.  
 Hair worm, 34.  
 halecis, 7.  
 Halysis, 37, 70, 86, 92.  
 Hamularia, 4.  
 harengum, 7.  
 Hedruris, 33.  
 hepatica, 43, 49, 50, 92.  
 hepaticum, 49.  
 Hepatoxylon, 68.  
 Heterakis, 27.  
 heterochrous, 30.  
 heterosoma, 117.  
 Hexabothrium, 41.  
 Hexacotyla, 40.  
 Hexacotyle, 40.  
 Hexathyridium, 40.  
 hians, 51, 117.


- hippoglossi, 42.  
 hippuridis, 59.  
 Hirudinella, 59, 115.  
 Hirudo, 41, 43.  
 hirundinacea, 60.  
 hirundinis, 52, 74.  
 hirundinum, 52.  
 hispidum, 57.  
 Hoffmanni, 23.  
 holoptera, 20.  
 Holostoma, 46.  
 Holostomum, 46.  
 holostomum, 58.  
 hominis, 3, 4, 16, 87,  
 103.  
 humana, 49, 69, 103.  
 Hydatigena, 98, 102.  
 hydatigena, 100, 101.  
 Hydatigera, 98.  
 Hydatis, 98, 102, 104.  
 Hydatula, 103.  
 hydatula, 101.  
 hygroma, 99.  
 hystrix, 61.  
  
 Idbari, 64.  
 immerina, 91.  
 incisa, 16.  
 incognitus, 97.  
 inermis, 56.  
 inermis, 33, 87.  
 inflata, 75.  
 inflatus, 66.  
 inflexa, 26.  
 inflexo-caudata, 7, 106.  
 inflexus, 31, 111.  
 infundibuliforme, 88.  
 infundibuliformis, 83,  
 85, 88.  
 infundibulum, 84.  
 insons, 21.  
 integerrima, 41.  
 integerrimum, 41.  
 interrupta, 96.  
 intestinalis, 14, 30, 93,  
 94, 96.  
 invaginatus, 106.  
 isostomum, 58.  
  
 labiata, 23.  
 lacustris, 22, 29.  
  
 lævis, 63.  
 lævissima, 25.  
 lagena, 56.  
 lagopodis, 81.  
 lamelligera, 77.  
 lancea, 24.  
 lanceola, 92.  
 lanceolata, 38, 73, 92,  
 114.  
 lanceolato-lobata, 90.  
 lanceolato-lobatus, 90.  
 lanceolato-nodosa, 92.  
 lanceolatum, 40, 50.  
 Laniorum, 107.  
 lata, 71, 86, 92.  
 laticeps, 8, 94, 97.  
 latiuscula, 49, 50.  
 latum, 87.  
 latus, 70, 71, 86.  
 Lavareti, 64.  
 lemuris, 105.  
 lendix, 62.  
 Lepidopteri, 69.  
 leporina, 78.  
 leporis, 4.  
 leptocephala, 21, 79.  
 leptoptera, 9, 18, 107.  
 lepturum, 8.  
 leucisci, 95.  
 Ligula, 94.  
 ligulata, 93.  
 ligulatus, 93.  
 lineare, 114.  
 lineatus, 102.  
 lineolatus, 66.  
 lingualis, 115.  
 Linguatula, 2, 37, 40.  
 Liorhynchus, 33.  
 litterata, 81.  
 litteratus, 81.  
 lobatus, 80.  
 locustæ, 34.  
 loliginis, 115.  
 longicauda, 50.  
 longicolle, 48.  
 longicollis, 53, 54, 63,  
 81, 101.  
 longissimo, 85.  
 lophii, 22, 66, 98.  
 lotæ, 93.  
 lucii, 53, 64, 93.  
  
 luciopercæ, 29, 56.  
 lumbricoides, 16, 17, 19,  
 60, 66.  
  
 macrocephalum, 47, 48,  
 91.  
 macrocephalus, 91.  
 macroourum, 50.  
 maculata, 74.  
 maculosa, 52.  
 maculosum, 52.  
 madidæ, 112.  
 madidi, 112, 113.  
 marginata, 17.  
 marina, 7, 22, 59.  
 marinus, 7.  
 marmotæ, 78.  
 martis, 6, 13.  
 Mastigodes, 3, 14.  
 maximi, 89, 115.  
 Mazocraes, 40.  
 medeni, 4.  
 media, 106.  
 medinensis, 4.  
 megabothrius, 115.  
 megacephalum, 39.  
 megacephalus, 68.  
 megalastoma, 9.  
 megalcephala, 19.  
 megalcephalum, 94.  
 megalcephalus, 94.  
 megastoma, 9, 106.  
 megastomum, 57.  
 melanariæ, 113.  
 melis, 55.  
 membranacea, 87.  
 mergorum, 25.  
 Mermis, 34.  
 merulæ, 62.  
 Metocca, 112.  
 microcephala, 20.  
 microcephalum, 58.  
 microcephalus, 28.  
 microps, 80.  
 microptera, 17.  
 microstomum, 45.  
 micrurus, 13.  
 midas, 41.  
 migratorius, 116.  
 Milvi, 24.  
 minor, 30, 31, 110.


- minuta*, 76.  
*minutus*, 29, 62, 110.  
*mollissima*, 62.  
*monedulæ*, 105.  
*moniliformis*, 72, 76, 77.  
*monogramma*, 95, 96.  
*Monorhyncha*, 70, 98.  
*Monostoma*, 43, 44.  
*Monroi*, 71.  
*mucronata*, 13, 23, 32.  
*mucronatum*, 32.  
*mucronatus*, 13.  
*multistriata*, 76.  
*murina*, 100.  
*muris*, 9, 100.  
*muscularis*, 99.  
*musculi*, 100.  
*mutabile*, 45.  
*mutabilis*, 49, 97.  
*mystax*, 18.  
  
*nasicola*, 5.  
*Nematoidea*, 2, 37.  
*nigrescens*, 34.  
*nigrovenosa*, 21, 109.  
*Nitzshia*, 41.  
*nodosa*, 74, 92.  
*nodosus*, 92.  
*nodularis*, 14, 92.  
*nodulosa*, 57, 93.  
*nodulosum*, 56.  
*nodulosus*, 13, 63, 93.  
*Notocotylus*, 45.  
*Nyctææ*, 61.  
  
*oblonga*, 101.  
*obtusa*, 6, 9.  
*obvelata*, 15.  
*ocellata*, 82.  
*ocellatum*, 41.  
*Octobothrium*, 40.  
*Octostoma*, 40.  
*Okenii*, 46.  
*Onchobothriens*, 39.  
*Onchobothriidæ*, 39.  
*Onchocephala*, 37.  
*Ophiostoma*, 8, 32.  
*orbicularis*, 83, 101.  
*osculata*, 18.  
*Otidis*, 47, 85.  
*ovata*, 51.  
  
*ovatum*, 51.  
*ovatus*, 64.  
*ovilla*, 102.  
*ovina*, 77, 78.  
*ovinus*, 104.  
*Oxycephala*, 2,  
*oxycephalum*, 56.  
*oxyura*, 15.  
*Oxyuris*, 14, 28.  
*Oxyurus*, 14.  
  
*palæformis*, 105.  
*palumbæ*, 47.  
*papillosa*, 5.  
*papillosus*, 27, 29.  
*paradoxum*, 40.  
*paradoxus*, 13.  
*Passalurus*, 28.  
*pectinata*, 78.  
*pectinatus*, 78.  
*pedata*, 45.  
*pelamidis*, 59.  
*pellucida*, 105.  
*pellucidum*, 116.  
*Pentastoma*, 37.  
*percæ*, 21, 29, 56, 65,  
     82, 93, 98.  
*percina*, 57.  
*perfoliata*, 79.  
*perfoliatus*, 80.  
*Persarum*, 4.  
*Petromyzontis*, 95.  
*Pharurus*, 111.  
*phocæ*, 90.  
*phocarum*, 90.  
*Phylline*, 41, 97.  
*Physaloptera*, 8, 9.  
*physalura*, 9.  
*piscinus*, 63.  
*piscium*, 7, 93, 94, 97.  
*pisiformis*, 100.  
*Planaria*, 40, 42, 46,  
     49.  
*planiceps*, 68.  
*platessa*, 98.  
*platycephalum*, 48.  
*platyura*, 36.  
*Pleuronectis*, 98.  
*pollicaris*, 14.  
*Polycephalus*, 102, 104.  
*Polydelphis*, 27.  
  
*polymorphus*, 62, 98,  
     103.  
*Polyrhyncha*, 67.  
*Polystoma*, 37, 40.  
*Porocephala*, 39.  
*Porocephalus*, 37.  
*porosa*, 73.  
*Prionoderma*, 37.  
*prismatica*, 76.  
*Proboscidea*, 25, 32, 33.  
*proboscidea*, 88.  
*proboscideum*, 88.  
*proboscideus*, 88.  
*Prodicælia*, 94.  
*Prosthecosacter*, 110.  
*Proteocephala*, 96.  
*proteus*, 63.  
*Pseudalius*, 7, 111.  
*pulmonalis*, 6, 21, 106.  
*punctata*, 89.  
*punctatum*, 89.  
*punctatus*, 89.  
*pusilla*, 80.  
*pusillus*, 80.  
*pustulosus*, 37.  
*putorii*, 55.  
*pyriformis*, 99.  
*pythonis*, 94.  
  
*quadriloba*, 80.  
*quadrilobata*, 79.  
*quadrilobus*, 98.  
  
*ranæ*, 14, 27, 41, 44,  
     52, 63.  
*Redii*, 23.  
*reflexa*, 26, 27.  
*renalis*, 13.  
*resectum*, 2.  
*rhinaria*, 38.  
*Rhodesii*, 105.  
*Rhombi*, 89.  
*rhopaloides*, 116.  
*Rhynchobothria*, 67.  
*Rhynchobothridæ*, 67.  
*Rhynchobothriens*, 67.  
*Rhynchobothrii*, 67.  
*Rhynchobothrium*, 67.  
*Rhynchobothrius*, 67.  
*Rhytelminthus*, 70, 86,  
     93.


- Rhytis, 86, 92, 93.  
 rigida, 22.  
 rigidus, 35.  
 rotundata, 107, 108.  
 rosaceum, 54.  
 rugosa, 88, 93.  
 rugosum, 89.  
 rugosus, 69, 88.  
 Rundwurmer, 2.  
 rutili, 65, 106.  
  
 saginata, 107.  
 Salamandræ, 52.  
 salaris, 22.  
 salmonis, 64, 66, 88, 95.  
 salmonum, 64, 81.  
 salvelini, 64, 88, 95.  
 sanguinea, 7, 42.  
 Sangwurmer, 39.  
 scarabæi, 34.  
 Schistocephalus, 92.  
 Sciuri, 82.  
 Sclerostoma, 30.  
 Sclerostomidæ, 28.  
 Scolecidæ, 96.  
 Scolecina, 96.  
 Scolex, 97, 115.  
 scolopendra, 117.  
 Scorpii, 89.  
 semiteres, 24.  
 serpentiformis, 75, 79, 80, 84.  
 serpentulus, 20.  
 serrata, 71, 72.  
 serratus, 72.  
 Seta, 35.  
 seta, 35.  
 Simiæ, 102, 103, 105.  
 similis, 19.  
 simplex, 83.  
 simplicissima, 95.  
 Sipunculus, 60.  
 socialis, 104.  
 Solenophorus, 94.  
 solida, 92.  
 solidus, 92.  
 solium, 70, 71.  
 sparsa, 96.  
 spathaceum, 48, 115.  
 spathula, 115.  
  
 spatula, 48.  
 sphæricus, 64.  
 Sphærularia, 104.  
 spheenocephala, 84.  
 spherura, 112.  
 spiculigera, 25.  
 spinulosum, 56.  
 spiralis, 24, 35.  
 Spiroptera, 8, 9.  
 squamula, 52.  
 stentorea, 79.  
 stentoreus, 97.  
 Stenurus, 31, 111.  
 Sterelmintha, 39.  
 strangulatus, 69.  
 striatum, 47.  
 striatus, 12.  
 stridulæ, 61.  
 Strigea, 43, 46.  
 strigis, 6, 47, 61, 85.  
 Strongylidæ, 12.  
 strongylina, 9.  
 Strongylus, 12, 30, 31, 32, 111.  
 strumosa, 9.  
 strumosus, 60.  
 sturionis, 42, 57.  
 sturni, 6.  
 stylosa, 80.  
 subclavata, 44, 51.  
 subclavatum, 44.  
 subclavatus, 44.  
 subglobatus, 64.  
 sublobatus, 64.  
 subtriquetrum, 43.  
 subulata, 21, 27.  
 suilla, 19, 88, 99.  
 suis, 13, 19.  
 sulcata, 20, 26.  
 Syngamus, 31.  
 syngamus, 110.  
  
 Tænia, 37, 60, 70, 86, 92, 93, 94, 96, 98, 102, 103.  
 Tæniadæ, 70.  
 tæniæformis, 100.  
 Tænioidea, 70.  
 tænioides, 38.  
 talpæ, 9, 16, 106.  
 tarda, 85.  
  
 tenella, 87.  
 Tènioides, 67, 70.  
 Tentacularia, 68.  
 tenuicollis, 62, 101.  
 tenuis, 71.  
 tenuissima, 14.  
 teres, 9, 16, 17, 18, 23, 24, 26, 27, 55.  
 tereticolle, 53.  
 tereticollis, 54, 63.  
 testudinis, 11, 28.  
 Tetrabothrii, 91.  
 Tetrabothriorhynchus, 115.  
 Tetrabothrium, 86.  
 tetracanthus, 13.  
 tetragonocephalus, 32.  
 tetragonoceps, 88.  
 Tetragulus, 37.  
 tetraptera, 19.  
 tetrapterus, 91.  
 Tetrarhynchus, 68, 115.  
 tetrastomus, 81.  
 tinçæ, 29, 53, 95.  
 todari, 116.  
 Tolosanus, 36.  
 torulosa, 83.  
 trachea, 31.  
 trachealis, 21, 31.  
 transfuga, 20.  
 Trematoda, 37, 39.  
 Triænoporus, 93.  
 trichiura, 3.  
 trichocephala, 3.  
 Trichocephalidæ, 2.  
 Trichocephalos, 3.  
 Trichocephalus, 2, 3, 14.  
 Trichosoma, 2, 3.  
 Trichosomum, 2.  
 Trichuris, 3.  
 Tricuspidaria, 93.  
 tricuspidata, 17, 93.  
 tricuspis, 94.  
 trigonocephalum, 46, 55.  
 trigonocephalus, 32.  
 trinodosa, 22.  
 tripunctata, 79.  
 triquetra, 17.  
 triseriale, 114.  
 triserialis, 45.  
 Tristoma, 41.



- truncato*, 88.  
*truncatula*, 21.  
*truncatum*, 43.  
*truncatus*, 97.  
*truttæ*, 66, 81.  
*tuba*, 44, 61, 97.  
*tubifera*, 75.  
*tumida*, 3.  
*tumidulum*, 117.  
*tumidulus*, 117.  
*tumidum*, 3.  
*Turbellaria*, 34.  
*turdi*, 24.  
*Turdorum*, 74.  
  
*Uncinaria*, 32.  
*uncinulata*, 41.  
*undula*, 75.  
*undulata*, 75.  
*unguiculatum*, 44.  
*unguiculatus*, 4, 44.  
*urbica*, 74.  
*urnigerum*, 49.  
*urticatæ*, 113.  
  
*utricularis*, 100.-  
*utriculenta*, 100.  
  
*vanelli*, 79.  
*variabile*, 47.  
*variabilis*, 71, 79.  
*variegata*, 25.  
*variegatum*, 48, 53.  
*vembæ*, 95.  
*ventricosa*, 59.  
*Vermes*, 31.  
*vermicularis*, 14, 15.  
*verrucosa*, 45.  
*verrucosum*, 45.  
*verrucosus*, 36.  
*Vers Heteromorphes*, 39.  
*Versicaria*, 70.  
*versicolor*, 62.  
*versipellis*, 66.  
*Vers planulaires*, 37, 67.  
*Vers Rigidules*, 60.  
*vervecina*, 102.  
*Vesicaria*, 93, 98, 102,  
 103.  
  
*Vesiculaires*, 98.  
*vesicularis*, 26, 27, 99,  
 104.  
*vesiculosus*, 62. .  
*Vespertilionis*, 100.  
*veterinorum*, 102.  
*villosa*, 85.  
*violacei*, 112.  
*violaceus*, 36.  
*virentis*, 66.  
*visceralis*, 13, 103.  
*vituli*, 108.  
*vitulorum*, 108.  
*Vitulus*, 35.  
*viviparus*, 29, 108.  
*vulgaris*, 86, 113.  
*vulpina*, 46, 72, 81.  
*vulpis*, 17, 32, 46, 81.  
  
*Wartmanni*, 81.  
*Weneri*, 17.  
*worms in poultry*, 31.  
  
*Zederi*, 85.
























SMITHSONIAN INSTITUTION LIBRARIES



3 9088 00064 0235



