

Note on Aptychus.

Through the kindness of the Rev. A. Griesbach of Wollaston, I have lately received an interesting specimen of Ammonite (*A. Walcottii*) obtained by him from the lias of Northamptonshire, containing the remains of the anomalous body *Aptychus* or *Trigonellites*. By a fortunate fracture, the *Aptychus*, of a corneo-calcareous nature, was found imbedded in the matrix filling the last chamber, about 6 inches from the aperture; the two lobes are semi-elliptical in form, about $1\frac{1}{3}$ inch in length by 1 inch in breadth, and exhibit the concentric striated surface or lines of growth. Pl. V. D. fig. 1.

The comparative rarity in England of these bodies in direct connection with the Ammonite, of which they are presumed to be the opercula, has induced me to record the above fact. Mr. Strickland has described the occurrence of similar bodies in the Ammonites from the lias of Defford (Geol. Proc. iv. p. 451), and Mr. Moore in those from Ilminster.

Bronn enumerates about forty species of *Aptychus* from the Jurassic and Cretaceous strata, a small proportion to the numerous Ammonites found in these formations.

XXXV.—*On some Crustacea dredged by Mr. Barlee in the Shetlands.* By C. SPENCE BATE, Esq.

[With a Plate.]

THROUGH the kindness of Mr. Barlee (whose indefatigable industry has been of such benefit to conchology), I received the following Crustacea dredged by him off the Haaf, Shetlands, during the fall of 1851.

Hyas coarctatus.
Inachus Dorsettensis.
Portunus pusillus.
Ebalia Pennantii.
Lithodes Maia.
Crangon spinosus.
Hippolyte Sowerbei.
 —— *Barleei* (new species).

Nymphon gigantea.

The distant locality from which these come make them worthy of being recorded, at a period when research is endeavouring to illustrate the fauna of particular districts.

It is rather curious to remark, that in the two standard works on British Crustacea, Dr. Leach's 'Malacostraca Podophthalmata Britanniaë,' and Prof. Bell's 'Hist. of the British Crustacea,' the artists employed have incorrectly figured the female abdomen in the genus *Ebalia* by the omission of the seventh and ultimate ring,—an articulation so peculiar as to have been classed by each author among the generic characters,—while in the text it is correctly described by the respective authors. This circumstance, together with the peculiar manner in which it is imbedded between the base of the pedipalps, has induced me to forward a figure of the underside of *Ebalia Pennantii* as well as the unattached abdomen (Pl. V. B. figs. 2 & 3).

Scarcely knowing which to trust, the more so since it is omitted in the description of the genus in Prof. Milne-Edwards's 'Histoire des Crustacés,' I communicated, for the purpose of being certain, with Mr. Gray of the British Museum, where I believe the original specimens of Dr. Leach are preserved, who with courtesy immediately replied, and thus strengthened me upon the point.

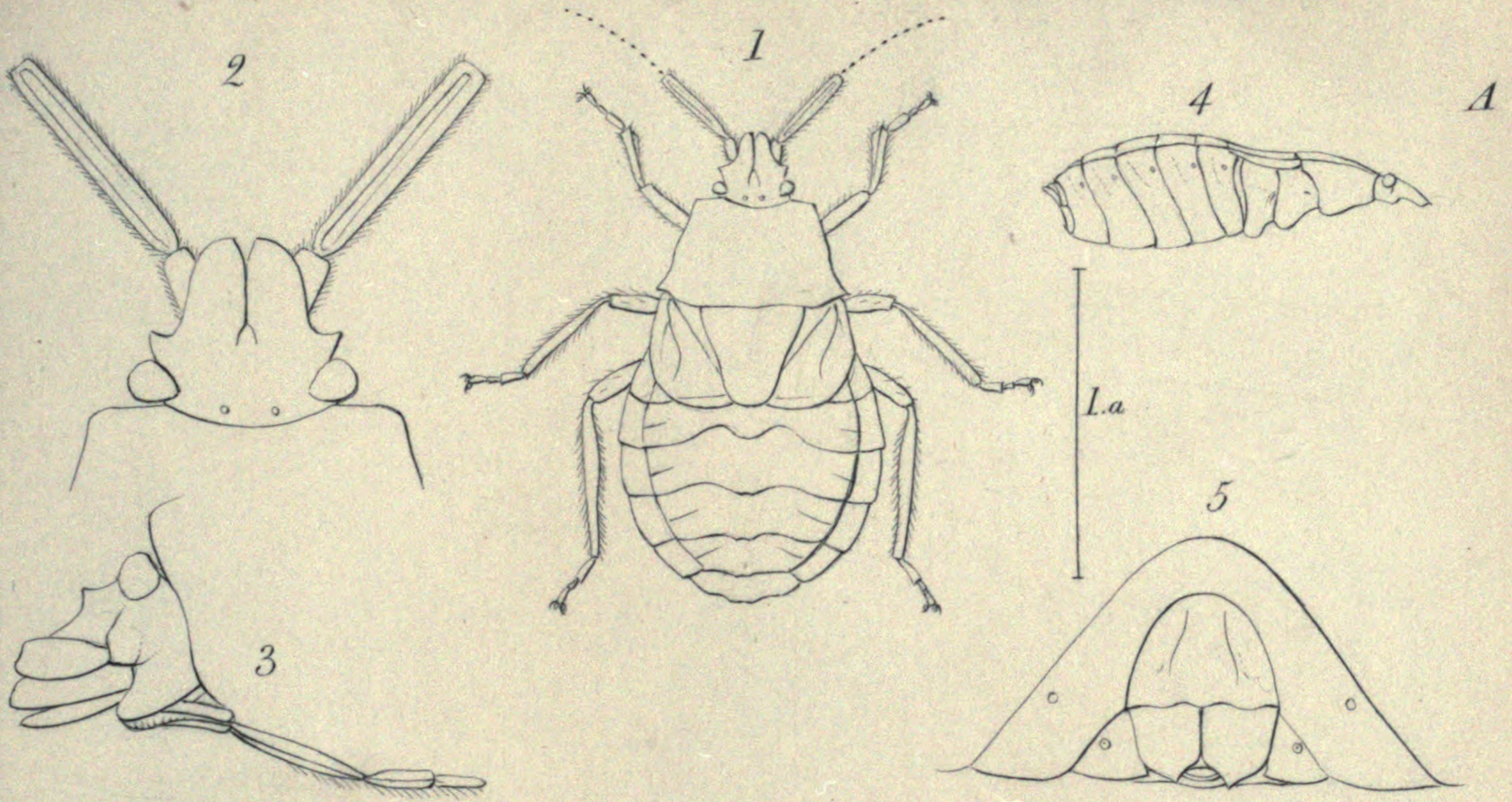
The only other of the above list to which it is at all necessary to allude, is that which I have taken upon myself to name *Hippolyte Barleei*, after him to whose labours we are indebted for the discovery. (See Pl. V. B. fig. 1).

It has the rostrum one-third the length of the carapace, the front slightly turned up; the lower margin smooth, the upper armed with four teeth, the two centre of which are partially confluent.

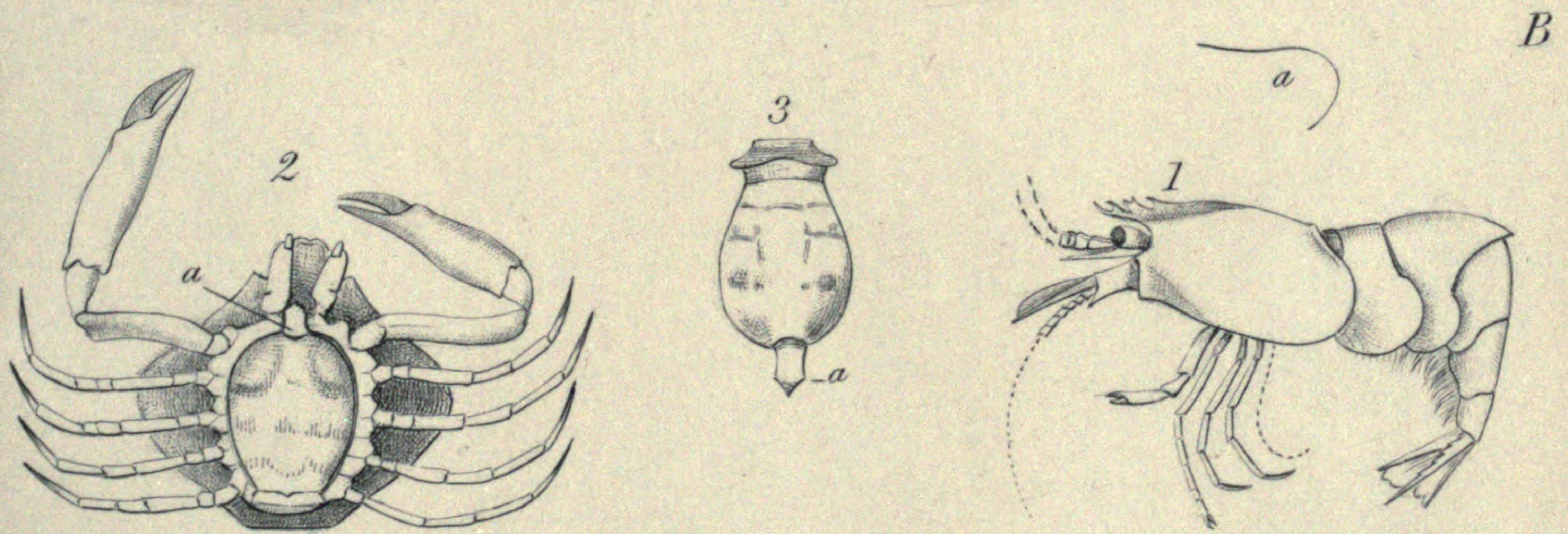
Unfortunately the specimen is not too well-preserved as a whole, the sixth pair of legs being lost when I received it, and also one of the anterior pair, together with the antennæ, all of which are broken off to the peduncle; it may therefore be considered rash to describe the specimen as belonging to this genus; but as far as research has yet carried us, the rule, that when the first two pair of legs are cheliform, with the first pair short, strong, and apparently useful (not slender as in *Palæmon*), the internal antennæ are furnished with two setæ, is so constant, that until a more perfect specimen be dredged, an opportunity for which may not again readily occur, since the Haaf (or deep-sea fishing) is, I believe, forty miles distant from the nearest point of land, or a distinct species be found showing the above rule to be inconstant, I think we are justified in supposing it to be a *Hippolyte*.

The specimen is small and rather greenish, but colour among Crustacea can scarcely be depended upon, it being dead.

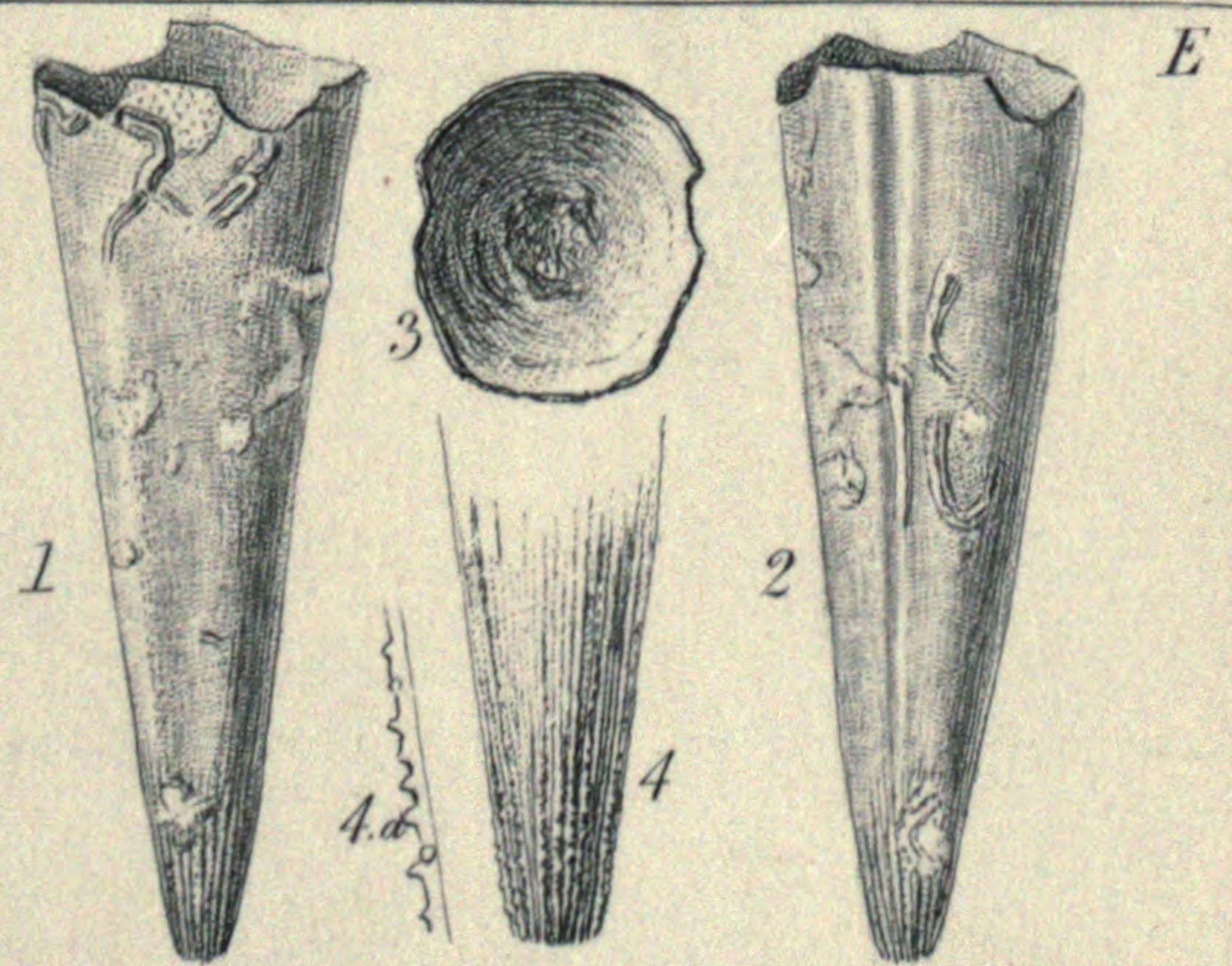
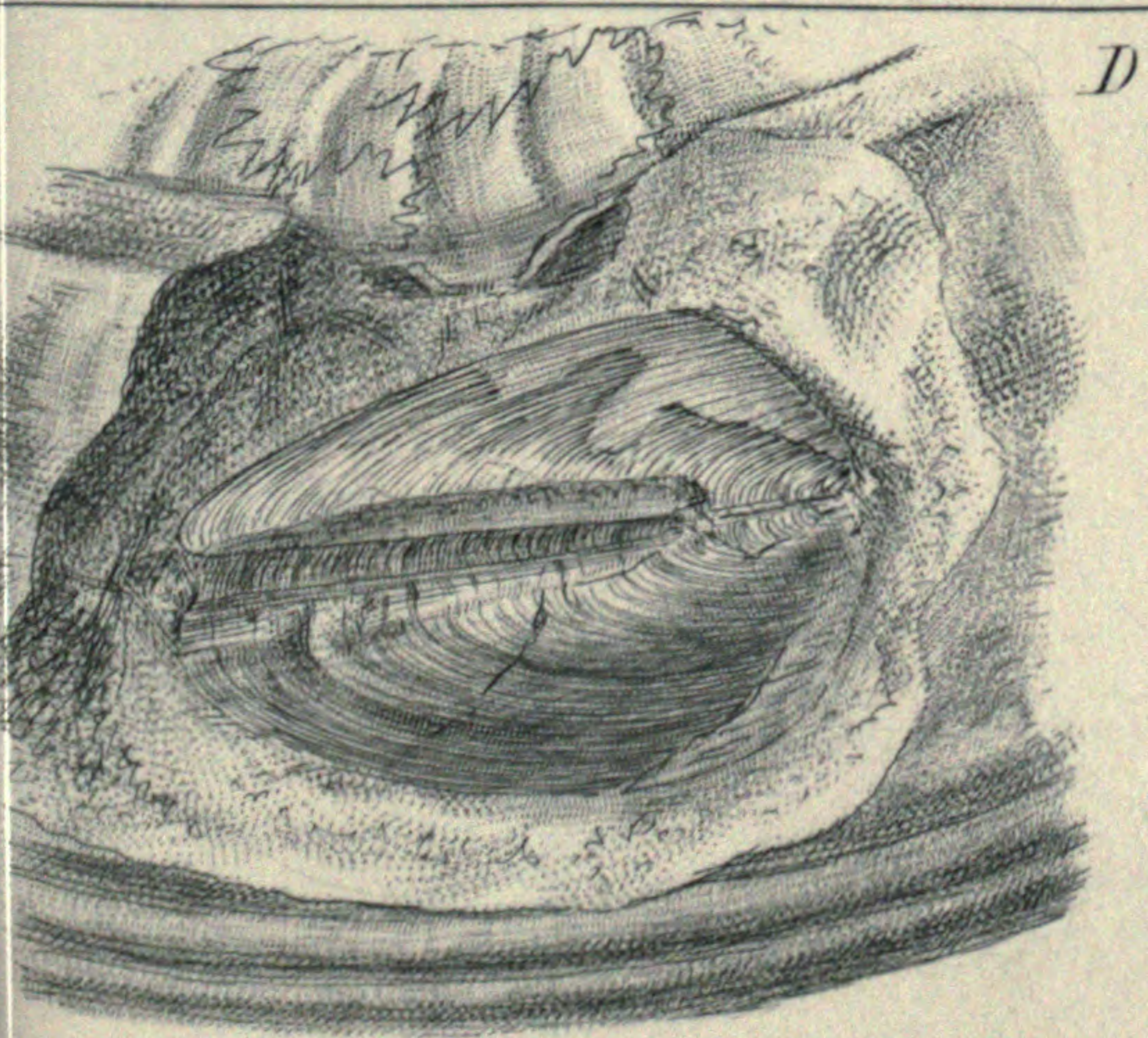


Mulgrave Place, Plymouth.



W. S. Dallas delin.



Spence Bate delin.



J. De C. Sowerby scilicet