

QL
463
S19
Ent.

Handwritten text, possibly a title or page number, written in cursive script.

57



Edward L. Todd 1944



463
S19
ENT.

THE
ENTOMOLOGIST'S
Useful Compendium;

OR
AN INTRODUCTION TO THE KNOWLEDGE
OF

BRITISH INSECTS,

COMPRISING

THE BEST MEANS OF OBTAINING AND PRESERVING THEM, AND
A DESCRIPTION OF THE APPARATUS GENERALLY USED;

TOGETHER WITH

THE GENERA OF LINNÉ,

AND

The Modern Method of arranging the Classes Crustacea, Myriapoda,
Spiders, Mites and Insects, from their Affinities and
Structure, according to the views of DR. LEACH.

ALSO

AN EXPLANATION OF THE TERMS USED IN ENTOMOLOGY;
A CALENDAR OF THE TIMES OF APPEARANCE AND USUAL SITUATIONS
OF NEAR 3,000 SPECIES OF BRITISH INSECTS;

WITH

INSTRUCTIONS FOR COLLECTING AND FITTING UP OBJECTS
FOR THE MICROSCOPE.

Illustrated with Twelve Plates.


BY GEORGE SAMOUELLE,

ASSOCIATE OF THE LINNEAN SOCIETY OF LONDON.


LONDON:

PRINTED FOR THOMAS BOYS, NO. 7, LUDGATE HILL.
(FROM NO. 5, PATERNOSTER ROW.)

1819.



Printed by R. and A. Taylor, Shoe-lane.



TO
DR. W. E. LEACH, F.R.S. &c. &c.

SIR,

I may justly dedicate the following pages to you, being indebted for the most valuable part of their contents to your kindness and liberality. I am happy in thus having it in my power to acknowledge my sense of the many obligations which I lie under to you: and at the same time I trust the present work will be the means of aiding you in the very praiseworthy cause in which you are engaged. It is also to be hoped that in England, ere long, Entomology will stand on the same ground with Botany, Chemistry, or Mineralogy; and that your labours will eventually be as duly appreciated in this country as they are now on the Continent.

I remain, Sir, with the greatest respect,

Your most obliged and obedient servant,

GEORGE SAMOUELLE.

Blackfriars Road,
March 1819.

P R E F A C E.

IT must be acknowledged that the very rapid progress which every science for some years past has made in this country, is greatly to be attributed to Elementary works, and at the same time it is to be regretted that as yet none has appeared on the practical part of Entomology, by which I mean the method of collecting and preserving insects, the elements of the science, &c. It is true such a work is announced, and it is hoped will shortly appear; I allude to the completion of Messrs. Kirby and Spence's Introduction to Entomology.—From the profound knowledge of the subject which these excellent authors possess, we certainly may expect a most complete work; yet its extent, and the necessary expense of at least four octavo volumes, must exclude many from purchasing it, and especially young persons to whom the study of Entomology is particularly adapted.

From this consideration I was induced more than twelve months ago to begin a work, the mere outline of the present, and which was intended to comprise little more than the Linnean Genera, with a slight notice of the more natural Genera which had been separated from them, with references to the best essays or papers that had been published on the subject, and directions for collecting, &c. This was to have been published in duodecimo, and would have made but a thin

volume. On the return of Dr. Leach from the continent in May I consulted him on the subject, when he most liberally promised me every assistance, with the free use of his books and manuscripts, if I would extend the work. This was a kindness which I certainly did not expect, although I knew his zeal and ardour in the promotion of science: it was also an offer I could not withstand, and which no lover of science will regret. It has been my wish in no instance to omit acknowledging what has been derived from his valuable assistance: should this however have been in any case neglected, I trust that Dr. L. will pardon the oversight.

To experienced scientific Entomologists this work cannot be expected to afford much additional information: their good sense will however admit its necessity and utility, since a publication on such a plan has long been a great desideratum; yet even to these it is presumed it will not be altogether useless, since it contains the characters of many genera lately established by the most celebrated Entomologists on the continent, and never before printed in this country.

The Genera of Linné I have been obliged to give according to my former plan, as the plates were engraved previous to the alteration. The Modern System is nearly the same as that given in the Supplement to Encyclopædia Britannica, article Crustaceology, and Dr. Brewster's Edinburgh Encyclopædia, article Entomology, with the exception of the foreign Genera and the alteration of Tribes to Families terminating in *idæ*.

The introduction of *Objects for the Microscope* may by some be considered as rather foreign to the subject of Entomology; but this I cannot altogether accede to, since the assistance of this instrument is so often required, and many who possess a microscope might be induced to extend their views

to Entomology if they were acquainted with the method of collecting insects, and were furnished with some work to give them an insight into their distribution and arrangement.

The utility of the *Calendar* must be obvious to every one, as containing extensive and substantial information such as the Tyro will require. Those who reside at a distance from the metropolis have a great advantage, as by carefully examining such places as are referred to in the *Calendar* they may not only meet with the species enumerated, but are likely to capture new insects, at least undescribed, for as yet very little is known of the Entomology of Britain.

I cannot omit returning my thanks to that acute and excellent Entomologist J. F. Stephens, Esq. F.L.S. whose extensive knowledge of the subject and the readiness with which he has always assisted me deserve my warmest acknowledgement. To Mr. Sowerby also I am indebted for many personal favours.

CONTENTS.

	Page
INTRODUCTION - - - - -	17
Elements of Entomology - - - - -	19
Definition of Insects - - - - -	21
Parts of Insects - - - - -	ib.
CAPUT, the Head - - - - -	ib.
EYES - - - - -	ib.
ANTENNÆ - - - - -	ib.
Os, the Mouth—Labrum, Mandibulæ, Maxillæ, Galeæ, Li- gula, Lingua, Rostrum, Proboscis, Haustellum, Palpi, Frons, Clypeus, Vertex, Gula - - - - -	27—30
TRUNCUS, the Trunk—Thorax, Pectus, Sternum, Scutellum - - - - -	30, 31
ABDOMEN—Cauda, Aculeus - - - - -	- 33
ARTUS—Pedes, Coxa, Femur, Tibia, Tarsus, Unguis, Alæ, Elytra, Halteres - - - - -	33—37
ECONOMY OF INSECTS - - - - -	38
Of the Larva state - - - - -	40
Of the Pupa state - - - - -	41
Of the Imago or Perfect state - - - - -	42
Observations on the different Systems of Entomology - - - - -	43
Orders and Genera of Linné - - - - -	47
Order I. Coleoptera - - - - -	ib.
II. Hemiptera - - - - -	60
III. Lepidoptera - - - - -	63
IV. Neuroptera - - - - -	65
V. Hymenoptera - - - - -	66
VI. Diptera - - - - -	70
VII. Aptera - - - - -	72
On the Division of Animals from their Organization - - - - -	74
Division of the Animal Kingdom - - - - -	75
Characters of the Annullata - - - - -	76
Class I. CRUSTACEA.—History - - - - -	ib.
Subclass I. ENTOMOSTRACA - - - - -	82
Subclass II. MALACOSTRACA - - - - -	ib.
Legion I. PODOPHTHALMA - - - - -	ib.
Order I. BRACHYURA - - - - -	ib.
Order II. MACROURA - - - - -	91
Legion II. EDEIOPHTHALMA - - - - -	100

	Page
Class II. <i>MYRIAPODA</i> - - - -	- 112
Order I. CHILOGNATHA - - - -	- 113
Order II. SYNGNATHA - - - -	- 115
Class III. <i>ARACHNOÏDA</i> - - - -	- 117
Order I. POLYMEROSOMATA - - - -	- 118
Order II. DIMEROSOMATA - - - -	- 119
Class IV. <i>ACARI</i> - - - -	- 130
Class V. <i>INSECTA</i> - - - -	- 134
Subclass I. AMETABOLIA - - - -	- 140
Order I. THYSANURA - - - -	- ib.
Order II. ANOPLURA - - - -	- 141
Subclass II. METABOLIA - - - -	- 143
Order III. COLEOPTERA - - - -	- ib.
IV. DERMAPTERA - - - -	- 216
V. ORTHOPTERA - - - -	- 217
VI. DICTYOPTERA - - - -	- 219
VII. HEMIPTERA - - - -	- 220
VIII. OMOPTERA - - - -	- 229
IX. APTERA - - - -	- 233
X. LEPIDOPTERA - - - -	- 234
XI. TRICHOPTERA - - - -	- 256
XII. NEUROPTERA - - - -	- 257
XIII. HYMENOPTERA - - - -	- 262
XIV. RHIPIDPTERA - - - -	- 288
XV. DIPTERA - - - -	- 289
XVI. OMALOPTERA - - - -	- 302
ARTICULATED ANIMALS of doubtful situation - - - -	- 305
Apparatus used by Entomologists - - - -	- 307
Cabinet, and Method of Corking Drawers - - - -	310-11
Method of Collecting Insects - - - -	- 312
Seasons for Collecting - - - -	- 314
Setting and Preserving Crustacea and Myriapoda - - - -	- 316
----- Arachnoïda and Acari - - - -	- 317
----- Insects - - - -	- 318
Method of Relaxing Insects, &c. to reset - - - -	- 321
Method of arranging Insects in a Cabinet - - - -	- 322
Directions for the Microscope - - - -	- 323
A Tabular View of the magnifying Powers of Convex Glasses - - - -	- 325
Method of Using the Microscope - - - -	- 326
Method of Dissecting Insects - - - -	- 331
Parts of Insects for the Microscope - - - -	- 332
Parts of Animals for the Microscope - - - -	- 333

	Page
VEGETABLES.—Seeds of Plants—Moss—Pollen of Plants—Mr.	
Howard's Observations on the Pollen of Plants	- 335
MINERALS	- 336
Explanation of the Terms used in Entomology	- 338
Entomologist's Calendar for January	- 358
_____ for February	- 360
_____ for March	- ib.
_____ for April	- 364
_____ for May	- 372
_____ for June	- 387
_____ for July	- 415
_____ for August	- 428
_____ for September	- 438
_____ for October	- 442
_____ for November	- 443
_____ for December	- ib.
Explanation of the Plates	- 445
Index	- 453

AUTHORS QUOTED.

- *Adams*.—Essays on the Microscope, by John Adams. 4to. London 1787.
- Aldrov.*—De Animalibus Insectis Libri septem, Autore Ulysse Aldrovando. fol. Bonon. 1602.
- Blainville*.—Prodrome d'une Nouvelle Distribution Systematique. (Bulletin des Sciences, &c. 1816.)
- Bonelli*.—Observations Entomologiques. 4to. Turin 1809.
- Bonnet*.—Traité d'Insectologie, par Ch. Bonnet. 8vo. Paris 1748.
- Bonsdorf*.—Historia Naturalis Curculionum Succinæ, Autore Gabriel Bonsdorf, &c. 4to. Upsaliæ 1785.
- Bosc*.—Histoire Naturelle des Crustacés, faisant Suite à l'Édition de Buffon, par Castel. 1801.
- Christius, Johann Ludwig*.—Naturgeschichte, Klassifikation und Nomenclatur der Insekten vom Bienen, Wespen und Ameisengeschlecht. 4to. Frankfurt am Main 1791.
- Clairv.*—Entomologie Helvétique, ou Catalogue des Insectes de la Suisse, rangés d'après une nouvelle Méthode, avec Descriptions et Figures. 4to. Zurich 1798.
- Clark*.—An Essay on the Bots of Horses and other Animals, by Bracy Clark, Veterinary Surgeon. 4to. London 1815.
- Coquebert, Anton. Joann.*—Illustratio Iconographica Insectorum quæ in Musæis Parisinis observavit et in lucem edidit Joh. Christ. Fabricius. Tabularum decas prima. fol. Parisiis An. 7.
- Cuvier*.—Le Tableau Elementaire de l'Histoire Naturelle des Animaux, par G. Cuvier. 1797.
- Cuvier*.—Lectures on Comparative Anatomy. Translated from the French of G. Cuvier by William Ross under the inspection of James Macartney. 2 vols. 8vo. London 1802.
- Cuvier*.—Le Règne Animal distribué d'après son Organisation, par M. Le Chev. Cuvier, avec figures. 8vo. Par. 1817.
- De Geer*.—Mémoires pour servir à l'Histoire des Insectes, par Charles De Geer. 7 tom. 4to. Stockholme 1752.
- *Donovan*.—The Natural History of British Insects, explaining them in their several States, illustrated with coloured Figures, &c. By E. Donovan. 16 vols. 8vo. London 1792—1818.
- *Donov. Inst.*—Instructions for Collecting and Preserving various Subjects of Natural History, &c. by E. Donovan. 2d edition, 8vo. London 1805.

- Dumeril*.—Dictionnaire des Sciences Naturelles, par plusieurs Professeurs du Muséum National d'Histoire Naturelle et des autres principales Ecoles de Paris (l'Histoire des Insectes, par le Professeur C. Dumeril). 8vo. Paris.
- Fabr. Syst. Ent.*—Jo. Christ. Fabricii Systema Entomologiæ, sistens Insectorum Classes, Ordines, Genera, Species, &c. 8vo. Flensburgi et Lipsiæ 1775.
- Fabr. Gen. Ins.*—Jo. Christ. Fabricii Genera Insectorum, &c. 8vo. Kilonii 1776.
- Fabr. Sp. Ins.*—Jo. Christ. Fabricii Species Insectorum, &c. 2 tom. 8vo. Hamburgi et Kilonii 1781.
- Fabr. Mant.*—Jo. Christ. Fabricii Mantissa Insectorum, &c. 2 tom. 8vo. Hafniæ 1787.
- Fabr. Ent. Syst.*—Jo. Christ. Fabricii Entomologia Systematica emendata et aucta. 4 tom. 8vo. Hafniæ 1792.
- Fabr. Supp.*—Jo. Christ. Fabricii Supplementum Entomologiæ Systematicæ. 8vo. Hafniæ 1798.
- Fabr. Fauna.*—Oth. Fabricii Fauna Grœnlandica. 8vo. Hafniæ et Lipsiæ 1780.
- Forst. Cent.*—Novæ Species Insectorum. Centuria 1. Autore Joanne Reinoldo Forstero. 8vo. Londini 1771.
- Fourc. Ent. Par.*—Entomologia Parisiensis, sive Catalogus Insectorum quæ in Agro Parisiensi reperiuntur, &c. Edente A. F. Fourcroy, M.D. 2 tom. 12mo. Parisiis 1785.
- Goff.*—Histoire abrégée des Insectes, dans laquelle ces Animaux sont rangés suivant un Ordre Méthodique, par M. Geoffroy, M.D. 2 tom. 4to. Paris 1764.
- Germar.*—Germar's and Zincker Sommer's Magazin der Entomologie. vol. 3. for 1817.
- Gmel.*—Caroli a Linné, Systema Naturæ per Regna Tria Naturæ. Editio decima tertia, aucta, reformatâ, curâ Jo. Frid. Gmelin. 3 tom. 8vo. Lipsiæ 1788.
- Graven.*—Coleoptra microptera Brunsvicensia nec non exotigerum quotquot exstant in Collectionibus Entomologorum Brunsvensium, in Genera, Familias et Species distribuit D. I. L. C. Gravenhorst. 8vo. Brunsvigæ 1802.
- Gyll.*—Insecta Suecica descripta a Leonardo Gyllenball. 3tom. 8vo. 1808 &c.
- Harris.*—Exposition of English Insects, arranged according to the Linnean System on 51 coloured plates, exhibiting nearly 500 figures. 4to. London 1782.
- Haw. Prod.*—Prodromus Lepidopterorum Britannicorum. A concise Catalogue of British Lepidopterous Insects, with the Times and Places of Appearance in the winged State, by a Fellow of the Linnean Society. 4to. Holt 1802.
- Haw.*—Lepidoptera Britannica, sistens Digestionem novam Insectorum Lepidopterorum quæ in Magna Britannia reperiuntur, Larvarum Fabula, Temporeque pascendi; Expansione Alarum; Mensibusque volandi; Synonymis atque Locis Observationibusque variis. Autore A. H. Haworth. 8vo. Londini 1803 &c.
- Hellwig.*—Fauna Etrusca, sistens Insecta quæ in Provinciis Florentina et Pisana præsertim collegit Petrus Rossius, iterum edita et Annotatis perceptis aucta a D. Joh. Christ. Lud. Hellwig. 8vo. Helmstadii 1795.
- Herbst.*—Natursystem aller bekanten in und ausländischen Insecten, &c. Von Carl. Gustav. Jablonsky, und fortgesetzt von Johann Friedrich Wilhelm Herbst. 8vo. Berlin 1789.

- Hermann.*—Mémoire Apterologique, par Jean Frederick Hermann, M.D. fol. Strasburgh 1804.
- Hübner.*—Der Sammlung Europäischer Schmetterlinge von Jacob Hübner. 4to. Ansburg 1796 &c.
- Illig.*—Magazin für Insectenkunde herausgegeben von Karl Illiger. 8vo. Braunschweig 1801.
- Jurine.*—Nouvelle Méthode de Classes les Hyménoptères et les Diptères, avec Figures, par L. Jurine. Tom. 1. Hyménoptères. 4to. Geneve 1807.
- Kirby.*—Monographia Apum Anglæ; or An Attempt to divide into their Natural Genera and Families such Species of the Linnean Genus *Apis* as have been discovered in England: with Descriptions, &c. 2 vols. 8vo. Ipswich 1802.
- Kirby and Spence.*—An Introduction to Entomology; or Elements of the Natural History of Insects, with Plates. By William Kirby, M.A. and William Spence, Esq. 2nd Edition. Vol. 1 and 2. London 1816 &c.
- Klug.*—Die Blattwespen. Berlin Magazin 4to. for 1812.
- Knoch.*—Beiträge zur Insektengeschichte von August Wilhelm Knoch. 8vo. Leipzig 1781.
- Laich.*—Johann Nepomuk Verzeichniss von Laicharting der Tyroler Insecten. 8vo. Zurich 1781-4.
- Laspeyres.*—Sesiæ Europææ, Iconibus depict. et Descriptionibus illustratæ. 4to. Berol. 1801.
- Lamarck Hist. Nat.*—Histoire Naturelle des Animaux sans Vertèbres, présentant les Caractères généraux et particuliers, &c. &c. Par M. le Chevalier de Lamarck. 5 tom. 8vo. Paris. V. Y.
- Lamarck Extrait.*—Extrait du Cours de Zoologie du Muséum d'Histoire Naturelle sur les Animaux sans Vertèbres, par M. de Lamarck. Par. 1812. 8vo.
- Lamarck Syst. Anim.*—Lamarck Système des Animaux sans Vertèbres, précédé du Discours du Cours de Zoologie. 8vo. Par. 1801.
- Latr. Hist. Nat. des Cr. et des Ins.*—Histoire naturelle, générale et particulière des Crustacés et des Insectes. Par P. A. Latreille. tom. 8vo. Paris.
- Latr. Préc. des Caract. gen. des Ins.*—Précis des Caractères généraux des Insectes. Par P. A. Latreille. Paris 1793.
- Latr.*—Histoire Naturelle des Fourmics, et Recueil des Mémoires et des Observations sur les Abeilles, les Araignées, les Francheurs et autres Insectes. Par P. A. Latreille. 8vo. Paris 1802.
- Latr. Gen. Crust. et Ins.*—P. A. Latreille Genera Crustaceorum et Insectorum secundum Ordinem Naturalem in Familias disposita, Iconibus Exemplisque plurimis explicata. 4 tom. 8vo. Parisiis et Argentorati. 1806 &c.
- Leach.*—Article Entomology in Brewster's Edinburgh Encyclopædia, vol. 9. Insects vol. 12.
- Leach &c.*—Malacostraca Podophthalma Britannicæ; or Descriptions of British Crabs, Lobsters, &c. by Wm. Elford Leach, M.D. Illustrated with highly finished Figures of all the Species by James Sowerby. 4to. London 1818.
- Leach.*—The Zoological Miscellany; or Descriptions of New, Rare, or highly Interesting Animals; by William Elford Leach, M.D. &c. Illustrated with coloured Figures, accurately drawn from Nature, by R. P. Nodder. 8vo. Vol. 1, 2, 3. London 1814 &c.
- Leach.*—Article Annulosa in Supplement to Encyclopædia Britannica, Vol. 1.
- Leeuwenhoek.*—Anatomia seu interiora Rerum cum animatarum tum inanimatarum, ope et beneficio exquisitissimorum Microscopiorum detecta. 1687.

- Lehmann.*—De Sensibus externis Animalium exsanguium Commentatio, Præmio Regis ornata. Gcetting. 1798.
- Lehmann.*—De Antennis Insectorum. 8vo. 1799.
- Linné.*—Systema Naturæ, sive Regna tria Naturæ systematicè proposita per Classes, Ordines, Genera et Species. 4 tom. 8vo. 1767.
- Marsh.*—Entomologia Britannica, sistens Insecta Britannicæ indigena secundum Methodum Linnæanam disposita. Auctore Thomâ Marsham. Vol. 1. 8vo. Coleoptera. Londini 1802.
- Meigan.*—Klassifikation und Beschreibung der Europäischen Zweiflugigen Insekten (Diptera Linn.) Von Johann Wilhelm Meigan. 4to. Braunschweig 1804.
- Mem. Wern. Society.*—Memoirs of the Wernerian Natural History Society, vol. 2. 8vo. Edinburgh 1817.
- Müll.*—Zoologiæ Danicæ Prodromus, seu Animalium Daniæ et Norvegiæ indigenarum, &c. Auctore Othone Frederico Müller. 8vo. Hafniæ 1786.
- Ochsenheimer.*—Die Schmetterling von Europa. Von Ferdinand Ochsenheimer. 8vo. Leipzig 1816.
- Oliv.*—Entomologie, ou Histoire Naturelle des Insectes, avec les Caractères généraux et spécifiques, &c. Par M. Olivier, M.D. 4 tom. 4to. Paris 1789.
- Olfers.*—De vegetativis et animatis Corporibus in Corporibus animatis reperiendis Commentarius. Auctore I. F. M. de Olfers. 8vo. Berolini 1816.
- Pall. Spec. Zool.*—Spicilegia Zoologica, quibus novæ imprimis et obscuræ Animalium Species Iconibus, Descriptionibus atque Commentariis illustrantur, a Petr. Sim. Pallas. 4to. Berlin 1767—1780.
- Pallas.*—Icones Insectorum præsertim Rossicæ Sibiricæque peculiarium, quæ collegit et Descriptionibus illustravit Petrus Simon Pallas, M.D. 4to. Erlang. 1781.
- Panz. Ent. Germ.*—Georg. Wolfg. Franz. Panzeri Entomologia Germanica, exhibens Insecta per Germaniam indigena, &c. 12mo. Norimbergæ 1795.
- Panz. Faun. Germ.*—Faunæ Insectorum Germanicæ Initia. D. Georg. Wolfgang. Franz. Panzer. Nurnberg 1798 &c.
- Penn. Brit. Zool.*—British Zoology, by Thomas Pennant. 4 vols. 8vo. Warington 1776.
- Penn. Arc. Zool.*—Arctic Zoology, by Thomas Pennant. 3 vols. 4to. London 1784.
- Payk.*—Monographia Staphylinorum Sueciæ a Gustavo de Paykull. 8vo. Upsaliæ 1789.
- Payk.*—Monographia Caraborum Sueciæ. 1790.
- Payk.*—Monographia Curculionum Sueciæ. 1792.
- Payk. Faun. Suec.*—Gustavi Paykull Fauna Suecica. Insecta. 3 tom. 8vo. 1798.
- Rees's Cyclopædia.*—Articles Entomology and Insects.
- Redi.*—Experimenta circa Generationem Insectorum. 1671.
- Rœmer.*—Genera Insectorum Linnæi et Fabricii Iconibus illustrata, a Joanne Jacobo Rœmer. 4to. Vitoduri Helvetorum 1789.
- Fossi Fn. Etr.*—Fauna Etrusca, sistens Insecta quæ in Provinciis Florentina et Pisana præsertim collegit Petrus Rossius, &c. 4to. Liburni 1790.
- Savigny.*—Mémoires sur les Animaux sans Vertèbres, par Savigny. 8vo. Paris 1816.
- Schellenberg.*—Genres des Mouches Diptères représentées en 42 Planches par Schellenberg, et décrites par deux Amateurs d'Entomologie. In French and German. 8vo. Zurich 1803.
- S. hæff.*—D. Jacobi Christiani Schæfferi Icones Insectorum circa Ratisbonam indigenorum, &c. 3 tom. 4to. Regensburg 1769.

- Schonherr*.—*Synonymia Insectorum*, &c. von C. J. Schönherr, &c. 8vo. Stockholm 1806 & 1808.
- Schrank*.—*Francisci de Pavla Schrank Enumeratio Insectorum Austriæ indigenorum*. 8vo. 1781.
- Scopoli*.—*Joannis Antonii Scopoli Entomologia Carniolica, exhibens Insecta Carniolicæ indigena*, &c. 8vo. Vindobonæ 1763.
- Shaw Nat. Misc.*—*Vivarium Naturæ, or The Naturalist's Miscellany*, by G. Shaw. The Figures by E. P. Nodder. 8vo. London 1790 &c.
- Sowerby*.—*The British Miscellany, or Coloured Figures of new, rare, or little known Animal Subjects; many not before ascertained to be Inhabitants of the British Isles*. 8vo. vol. 1. London 1806.
- Spinola*.—*Insectorum Liguriæ Species novæ aut rariores, quas in Agro Ligustico nuper detexit, descripsit et Iconibus illustravit Maximil. Spinola*. 2 vols. in 4. Genuæ 1806—1808.
- Stewart*.—*Elements of Natural History, being an Introduction to the Systema Naturæ of Linnæus*. vol. 2. 8vo. London and Edinburgh 1802.
- Swammerdam*.—*The Book of Nature, or History of Insects*. Translated by Thomas Floyd, with Notes by J. Hill. folio. London 1758.
- Thunberg*.—*Dissertatio Entomologica sistens Insecta Suecica*. Partes 1, 2, 3, 4. 4to. Upsaliæ 1784.
- Trans. Linn. Soc.*—*Transactions of the Linnean Society of London*. 12 vols. 4to. 1791—1818.
- Trans. Ent. Soc.*—*Transactions of the Entomological Society of London*. vol. 1. 8vo.
- Turton*.—*A General System of Nature, through the Three Grand Kingdoms of Animals, Vegetables, and Minerals, systematically divided into their several Classes, Orders, Genera, Species, &c.* By Sir Charles Linné: Translated from Gmelin, Fabricius, &c. by William Turton, M.D. Vol. 2 and 3. 8vo. London 1806.
- Villers*.—*Car. Linnæi Entomologia, &c. curante et augente Carolo de Villers*. 4 tom. 8vo. Lugduni 1789.
- Walck.*—*Faune Parisienne (Insectes), ou Histoire abrégée des Insectes des Environs de Paris, classés d'après le Système de Fabricius, &c.* Par C. A. Walckæer. Paris 1802.
- Weber*—*Observationes Entomologicæ, continentes novorum quæ condidit Generum Characteres, et nuper detectarum Specierum Descriptiones*. 8vo. Kiel 1801.
- Welff*.—*Icones Cimicum, Descriptionibus illustratæ, Fascic. 1, 2, 3*. 4to. Erlang 1800—2.

THE
ENTOMOLOGIST'S
Useful Compendium.

INTRODUCTION.

ENTOMOLOGY is a study which may be considered as in its infancy. So prone is man to look with contempt on those parts of the creation which are diminutive, that insects have been almost overlooked in his researches after knowledge. His ignorance, the consequence of this contemptuous neglect, has led him to consider the whole class as of small importance, and to arraign the Creator for forming an useless, and in many cases offensive and injurious tribe of beings. Such can be the language only of "haughty ignorance:" the modest observer of Nature, although he may have learned little of the habits, œconomy, and uses of insects, will acknowledge that they have been created with design, and will not doubt but the design was benevolent.

The insect race constitute by far the most considerable portion of animated beings;—in this view the science of Entomology becomes one of the most important and interesting that can engage the mind of the natural philosopher. He who neglects the study of insects, or thinks it beneath his notice, cannot deserve respect as a general observer of nature, nor be considered a scientific naturalist. The views of such a man will be partial, and his inquiries circumscribed: he regards only an inconsiderable portion of animated nature; and he confines his remarks to such as from their size and distinctness of character present the least obstacle to investigation. In the study of Entomology, the man of science will find abundant scope for the exercise of his zeal. The amazing number of species; their curious forms, so infinitely varied, and yet so nearly and gradually approximating through an endless series of transitions from one species to another; the diversity of structure observable in those parts which afford generic characters, added to the wonderful changes in form which they undergo, with their surprising œconomy,—are circumstances which contribute to render them objects of most curious speculation to the philosopher. The study of

every class of animals is most indisputably attended with peculiar advantages: yet I will venture to affirm, that it is from a knowledge of the characters and metamorphoses of these little animals, and the various modes of life which they are destined to pursue, that he will obtain a more intimate acquaintance with the great laws of nature, and veneration for the Great Creator of all, than can be derived from the contemplation of any other class in nature. The beauty of insects in general, renders them engaging to many who have neither time nor inclination for studying their more complicated structure; and the gaiety of their colours, often combined with the most graceful forms, displays a beauty, splendour and vivacity, greater than that bestowed by the hand of Nature on any of her other works. One *defect* in appearance must indeed be conceded; and this may be regarded, in point of beauty, a material deficiency indeed,—they are not always so considerable in magnitude as to become, even with these embellishments, strikingly attractive. Were they equal in size to the smallest birds, their elegance would render them more inviting to the eyes of mankind in general; but, even amongst the minor species, when examined with a microscope, we find their beauty and elegance far superior to that of any other class of animals in the creation. “After a minute and attentive examination,” says Swammerdam, “of the nature and structure of the smaller as well as the larger animals, I cannot but allow an equal, if not superior, degree of dignity to the former. If, whilst we dissect with care the larger animals, we are filled with wonder at the elegant disposition of parts, to what a height is our astonishment raised when we discover their parts arranged in the least in the same regular manner!”

Insects may be divided into two kinds; those which are immediately or remotely beneficial or injurious to mankind. Many insects indeed seem not to affect us in any manner; others, and by far the greater number, most assuredly fall under one or the other denomination, and on this account demand our most serious attention. But, lest the alleged utility of some insects should seem hypothetical to the superficial observer, whilst the noxious effects of others are too obvious to admit of doubt, I shall be more explicit upon this subject. The depredations of insects upon vegetable bodies are often detrimental; but it must be remembered, that in these ravages they often repay the injury they commit. Locusts, the most destructive of all insects, whose numbers spread desolation through the vegetable world, are not (except on some occasions when their multiplication exceeds all bounds) unproductive of advantage. Although they deprive mankind of a certain portion of vegetable food, yet, in return, their bodies afford nutriment of a wholesome and palatable kind, and in much greater abundance. The various species of locusts are the common food on which the inhabitants of several parts of the world sub-

sist at particular seasons. The honey of bees, in many warm climates, constitutes another primary article of food. The caterpillars of several moths furnish materials for the silken raiment so universally worn by all ranks in the eastern parts of the world; and hence in these countries the silky produce of these industrious little animals is of as much use as the fleecy coat of the sheep is to us. As an object of traffic, silk is one of the utmost importance in China and Tartary; and in those parts paper is manufactured from the refuse of the same material. The extensive use of wax in all ages is well known. Some insects are used with success in medicine; and many others (the cochineal for instance) are rendered useful in the arts: and greater numbers might perhaps be employed for the same purpose. These few, out of a vast many instances, are sufficient to prove the absurdity of an opinion very prevalent, "that insects are too insignificant to deserve the attention of the philosopher." But allowing these benefits to be unknown, and that the study of Entomology is not productive of any substantial advantages, how absurd would it still be to treat such an extensive portion of the creation with neglect! The objection, that they are in nowise conducive to our interests (even if founded in truth), would be no evidence of the frivolity of the science; unless we are to conclude, that the only inquiries which merit our rational attention are those which tend to the gratification of selfishness. If this be admitted as an objection, how many objects of philosophical investigation must be rejected as frivolous! From the earliest period in which the light of natural knowledge dawned, this class of animals has obtained a certain portion of attention: and although the study has not at all times been cultivated with equal ardour, yet it has not been utterly neglected, but has engaged the study of men endowed with talents as splendid, and judgement as refined, as the most exalted of those who affect to treat it with contempt.

ELEMENTS

OF

ENTOMOLOGY.

SO great is the number of natural bodies on the face of our earth, that on a general view the mind recoils at the attempt to investigate them as impossible. But the invention of systems has facilitated the task; and every natural object can be traced by certain characters to its place in the system, whether natural or artificial.

Those who with a philosophical eye have contemplated the productions of Nature, have all by common consent divided them into three great groups; namely, the Animal, the Vegetable, and the Mineral kingdoms.

ANIMALS are distinguished by being organized bodies, which have life, sensation, and are capable of voluntary motion.

VEGETABLES are organized bodies, which are endowed with a living principle but want sensation.

MINERALS are unorganized, without life or sensation.

Zoology, or the study of Animals, is not only the amplest and most difficult, but the most pleasant and profitable part of Natural History. The following is the system of the celebrated Linné.

Division 1. *A heart with two auricles and two ventricles; warm and red blood.*

Class I. MAMMALIA. Viviparous animals, or such as suckle their young.

Class II. AVES. Oviparous animals. Birds.

Division 2. *Heart with one auricle and one ventricle; cold and red blood.*

Class III. AMPHIBIA. Animals breathing arbitrarily through lungs.

Class IV. PISCES. Animals with gills. Fishes.

Division 3. *Heart with one ventricle, no auricle; white and cold blood.*

Class V. INSECTA. With antennæ, and undergoing transformations.

Insects.

Class VI. VERMES. With tentacula, and undergoing no change. Worms.

DEFINITION OF INSECTS.

INSECTS are so called because they are divided into numerous segments; and not from their being almost separated into two parts, which are merely attached to each other by a slender thread, as is generally supposed.

All genuine insects have six legs; a head distinct from their body, and furnished with two antennæ or horns; and have pores conducting to tracheæ arranged along their sides for respiration: they are all produced from eggs. Some undergo no metamorphosis, others but a partial change, whilst the remainder pass through three stages of existence, after being hatched from the egg.

PARTS OF INSECTS.

An insect may be divided into four parts.

1. CAPUT. 2. TRUNCUS. 3. ABDOMEN. 4. ARTUS.

CAPUT, the *Head*, which is distinguished in most insects, is furnished with *Eyes*, *Antennæ*, and a *Mouth*.

EYES. Many insects have two crescents or immoveable caps, composing the greatest part of their head, and containing a prodigious number of little hexagonal protuberances, placed with the utmost regularity and exactness in lines crossing each other and resembling lattice-work: these are termed compound eyes.

Leeuwenhoek reckons in each eye of the *Libellula*, or Dragon-fly, 12,514 lenses, or in both 25,038: the pictures of objects painted thereon must be millions of times less than the images of them pictured on the human eye. There is no doubt that insects still smaller have eyes adapted to discern objects some thousands of times less than themselves; for so the minute particles they feed on must certainly be. Besides these larger eyes, many insects have three small spherical bodies placed triangularly on the crown of the head, called *ocelli* or *stemmata* (*Pl. 10. fig. 11. b*). They are simple, and made for viewing large and distinct objects; the other eyes for small and near ones.

ANTENNÆ. The antennæ are two articulated moveable processes placed on the head: they are subject to great variety, and were the parts from whence Linné formed his genera: they are called

Setaceous, when they gradually taper towards their extremity;

Clavated, when they grow gradually thicker from their base;

Filiform, of an equal thickness throughout the whole of their length;

Moniliform, formed of a series of knots, resembling a string of beads;

Capitate, when they terminate in a knob;

- Fissile*, with the knob divided longitudinally into laminæ or plates;
Perfoliate, having the knob divided horizontally;
Pectinate, having a longitudinal series of hairs or processes projecting from them in form of a comb;
Furcate, or forked, having the last joint divided into parts.

Nothing has been the source of greater speculation than the *use of the antennæ*: nor is this surprising, considering the variety constantly exhibited in their structure, occupation, and appearance. Some insects seem to keep them in continual employment; in others they are preserved in a quiescent state. Those of the ichneumon show an incessant tremulous vibratory motion, anxiously searching into every crevice; while those of the carrion-fly scarcely appear endowed with flexibility. They have successively been considered as the organs of hearing, feeling, smell, and taste, or of an unknown and indefinite sense.

Bonnet seems to think the antennæ the organ of smell. "Different insects," he observes, "have an exquisite sense of smelling, the organ of which is yet undiscovered. May it not reside in the antennæ?" Lehmann, from the result of experiments on this subject, denies that the antennæ are the olfactory organ. He made an opening an inch wide in the side of a glass vessel, and surrounded the edge with wax, so that a close covering could be applied. An aperture was made in this covering, through which either the whole head, or the antennæ only of an insect could be introduced. By means of a tube the glass was filled with penetrating odours, vapours, or heated air; but neither the fumes of sulphur nor burnt feathers produced the smallest effect on butterflies, bees, or beetles, whose antennæ were exposed to them. He judges that the olfactory organ must be sought in the spiracula; "for what else" says he "is the sense of the particles inspired than smelling?"

Bonsdorf, in discussing whether the antennæ may be the seat of hearing, mentions an experiment where a species of beetle, whose peculiar property it is to fold in the antennæ when alarmed, did so on a loud noise being suddenly made, and fell to the ground, according to the nature of the species. But, notwithstanding that the animal previously reposed in a tranquil state, his experiment cannot be considered altogether conclusive. Butterflies are seen to erect their antennæ on any sudden noise, and many *Coleoptera* to depress them; which may equally arise from the sudden shock or vibration of the air. Spiders also, which want antennæ, are extremely sensible of sound. Lehmann relates that, on observing one descend from the roof by its thread in quest of a female, while he was reading, he began to read aloud: the animal, alarmed at the noise, retreated upwards; he was silent, and it returned; on again reading aloud, it testified alarm and ascended its thread; nor was its apprehension of danger dispelled, until familiarized with the sound or conquered by the object of its

pursuit. The same author deprived crickets, which are animals noted for acuteness of hearing, of the antennæ; yet they were equally sensible of sound as before. Lehmann concludes on the whole, that as the antennæ are not the organs of either smell or hearing, their principal though not sole office is feeling. But they are also endowed with an unknown sense, which he denominates *aerosepsin*, and conjectures that in certain species they may contribute to the defence of the head.

Huber, well known for his ingenious and acute observations on bees, has made several most interesting experiments on the subject. Amputating one of the antennæ of a queen he found was not attended with any perceptible effect. Privation of both antennæ, however, produced very singular consequences. M. Huber cut them from a queen whose fecundation had been retarded, so that she laid none but the eggs of males. From that moment a marked alteration in her conduct was seen; she traversed the combs with extraordinary rapidity, scarcely had the workers time to recede before her; and, instead of the care which a perfect queen displays in depositing her eggs in those places alone suitable for their exclusion, she dropped them at random without selecting proper cells: she retired to the most solitary parts of the hive, seeming to avoid the bees, and long remained motionless. Several workers, however, followed her there, and treated her with the most evident respect. She seldom required honey from them; but when that was the case, she directed her trunk with a kind of uncertain feeling, sometimes on the head and sometimes on the limbs of the workers; and if she did reach their mouths it was by chance. Queens leave their hive but once in their whole lives, which is for the purpose of obtaining impregnation; they remain voluntary prisoners ever afterwards, unless in leading out a swarm. This queen, however, seemed eager to escape; she rushed towards the opening of the hive, but finding it too small for her exit she returned after fruitless exertion. Notwithstanding the symptoms of delirium by which she was agitated, the workers never ceased to pay her the same attention as they invariably do their queens, though she received it with indifference.

Apprehensive that the queen's instinct might be impaired, from her organization suffering by retarded fecundation, M. Huber deprived another female of the antennæ, and introduced her into the hive. She was quite in the natural state, and had already proved of great fertility: but now she exhibited exactly the same symptoms of agitation and delirium that the other had done. Perfect queens, possessing all their organs, testify the most violent animosity against each other; they fight repeatedly; the workers seem to incite them to combat, until one at length falls, while the other survives to preserve and perpetuate the colony. Mutilated of the antennæ, however, they testify no reci-

procal aversion; in traversing the hive they meet without showing the smallest indications of resentment. If a perfect stranger queen is introduced, either when one already exists in a hive or within a few hours after she is lost, that stranger is immediately surrounded, and so closely hemmed in by the bees that she sometimes dies. But here the mutilated stranger was quite well received; her arrival created no discontents in the hive, and the workers paid the same homage to her as to their own. "Was it," asks M. Huber, "because after losing the antennæ these queens no longer retained any characteristic which distinguished the one from the other? I am the more inclined to adopt this conjecture, from the bad reception experienced by a third perfect queen introduced into the same hive: it is probably because they observe the same sensations from those two females, and want the means of distinguishing them from each other." Bees never abandon their queen; her presence seems almost indispensable to their existence; and, as before observed, the queen never forsakes her hive. If she does so to found a new colony, the bees accompany her in her flight. Here, as both the mutilated queens constantly endeavoured to escape, the first and third were removed, and the entrance of the hive enlarged; the fertile mutilated one therefore left it, but none of the workers followed her; she was allowed to depart alone. The wise provisions of nature are amply illustrated by these facts. It is fortunate that a queen deprived of the antennæ is thus impelled to leave the hive: while she remains, the bees incessantly attend her, and never think of procuring another. The secret which the workers possess, of converting a common worm into one, which will become a queen, must be exercised within the first three days of its existence; therefore if the queen remained, this limited term would elapse. Neither can her presence contribute to preserve the hive; for mutilation of the antennæ deprives her of the power of discriminating the different kind of cells adapted to receive the various species of eggs which she lays. M. Huber considers the antennæ as the organs of touch or smell; though he declines affirming which of these senses resides in them; and thinks it possible that they may be so organized as to fulfil both functions at once.

Mr. Kirby, in speaking of the *Eucera* (or long-horned bee), says: "A singular circumstance distinguishes their antennæ, which, to the best of my knowledge, has never before been noticed, and which may possibly lead to the discovery of the use of these organs. Placed under a powerful magnifier, the last ten joints appear to be composed of innumerable hexagons, similar to those of which the eyes of these insects consist. If we reason from analogy, this remarkable circumstance will lead us to conjecture, that the sense of which this part so essential to insects is the organ, may bear some relation to that conveyed by the eyes. As they are furnished with no instrument for

receiving and communicating the impressions of sound, similar to the ear, that deficiency may be supplied by extraordinary means of vision. That the *stemma* are of this description seems very probable; and the antennæ may, in some degree, answer a similar purpose: the circumstance just mentioned, furnishes a strong presumption that they do this, at least in the case of these males; else why do they exhibit that peculiar structure which distinguishes the real eyes?"

Mr. Marsham observed the *Ichneumon Manifestator*, in June 1787, on the top of a post in Kensington Gardens. It moved rapidly along, having its antennæ bent in the form of an arch; and, with a strong vibratory motion in them, felt about until it came to a hole made by some insect, into which it thrust them quite to the head. It remained about a minute in this situation apparently very busy, and then, drawing its antennæ out, came round to the opposite side of the hole, and again thrust them in, and remained nearly the same time. It next proceeded to one side of the hole, and repeated the same operation there. Having now again withdrawn its antennæ it turned about, and dexterously measuring a proper distance, threw back its abdomen over its head and thorax, and projected the long and delicate tube at its tail into the hole. After remaining near two minutes in this position, it drew out the tube, turned round, and again applied its antennæ to the hole for nearly the same time as before, and then again inserted its tube. This operation was repeated three times; but Mr. Marsham approaching too near, in order if possible to observe with a glass what was passing in the tube, he frightened the insect entirely away.

About a week afterwards Mr. Marsham was in Kensington Gardens, and saw several of these ichneumons at work. They appeared to pierce the solid wood with their tubes, which they forced in even to half their length, constantly passing them between the hinder thighs, which they closed in order to keep the tubes straight, when over resistance would otherwise have forced them to bend. It appeared truly surprising to see an instrument, apparently weak and slender, able, with the strength of so small an animal, to pierce solid wood half or three-quarters of an inch deep; but, on particular attention, it was discovered, that all those that appeared to pierce the solid wood, did it through the centre of a small white spot resembling mold or mildew, which on minute examination was found to be fine white sand, delicately closing up a hole made by the *Apis maxillosa*, and where, no doubt, there were young bees deposited.

In deep holes that were not closed, the insect not only thrust in the whole tube, but in some cases the whole of the abdomen and posterior legs, leaving out only the two fore feet and wings, which it placed in contrary directions, like arms. The two cases of the tube were also projected up the back, with the ends appearing above the head out of the hole.

From Mr. Marsham's account it appears that these insects do not adopt any hole indiscriminately as a situation for their eggs; for in many instances he saw them thrust their antennæ into holes and crevices from which they almost immediately withdrew them, and proceeded in search of others. As the whole of the ichneumons deposit their eggs in the body of some other creature as a nidus, it appears probable that in these instances they found the holes empty, and that they went on in search of those in which the young of the *Apis maxillosa* were deposited.

From these remarks may we not infer that the antennæ may be the organs of smelling? for the antennæ of the *Ichneumon Manifestator* (*Pl. 8. fig. 4.*) are not so long as the tube from which the eggs are excluded, and consequently could not have touched the animal in which it afterwards deposited its eggs. In many species of *Lepidoptera* the females are destitute of wings: the males in general have pectinated antennæ, and are so extremely eager after the female, that they have been known to enter the pocket of an entomologist who had one secured in a box.

These experiments are in some measure corroborated by the observations of Latreille, who supposes the antennæ to be the olfactory organs. In the twelfth number of the Edinburgh Review is a critique (on the *Nouveau Dictionnaire d'Histoire Naturelle*, 24 tom. 8vo. Paris, 1803-4.): the following extract I here insert, hoping it will produce a further inquiry.

"That insects possess the faculty of smelling is clearly demonstrated. It is the most perfect of all their senses. *Beetles*, of various sorts, *Nitidulæ*, the different species of *Dermestes*, *Sylphæ*, *Flies*, &c., perceive, at a very considerable distance, the smell of ordure and dead bodies, and resort in swarms to the situations in which they occur, either for the purpose of procuring food or depositing their eggs. The blue flesh-fly, deceived by the cadaverous odour of a species of *Arum*, alights on its flower. But though we can thus easily prove the presence of the sense of smell among insects, it is much more difficult to discover the seat of that particular sense. Several naturalists have supposed that it resides in the antennæ. Duniéril, in a dissertation published in 1799, attempts to prove that it must be situated about the entrance of the stigmata or respiratory organs, as Baster had previously supposed. His arguments, however, did not induce Latreille to relinquish the former opinion, which places it in the antennæ. The following are the reasons which he assigns for his belief.

"1. The exercise of smell consists only in the action of air, impregnated with odoriferous particles, on the nervous or olfactory membrane, which transmits the sensation.

"If insects be endowed with an organ furnished with similar nerves, and with which air, charged with odoriferous particles, comes in con-

tact, such an organ may be regarded as that of smell. Should the antenna present a tissue of many nerves, what inconvenience can result from supposing that this tissue is capable of transmitting odour? Would not this hypothesis, on the contrary, be more simple and more consonant to anatomical principles, than that which fixes the seat of smell at the entrance of the stigmata? Besides, this last mode of explanation will not, I presume, suit the crustaceous animals, which so nearly approach to insects.

“2. Many male insects have their antennæ more developed than the females; a fact easily explained, if we admit that these organs are the seat of smell.

“3. It is certain that most of those insects which live or deposit their eggs on putrid animal or vegetable matters, stagnant waters, or any substance, in short, which, for a time, affects peculiar localities, are almost uniformly distinguished by a greater development of the antennæ. Such, for example, are the *Scarabæus*, *Dermestes*, *Silpha*, *Clerus*, *Tenebrio*, *Tipula*, *Bibio*, &c. These require a more perfect sense of smell, and are organized accordingly.

“4. A great many insects which are entirely predaceous have simple antennæ; and those which are characterized by similar manners, and which are sedentary, have none at all; as, for instance, the *Acari*, and a considerable portion of Lamarck's *Arachnida*.

“5. Insects discover their habitation and food by the sense of smell. I have deprived several insects of their antennæ, when they instantly fell into a state of stupor or derangement, and seemed to be incapable of recognising their haunts or their food, though just beside them. Such experiments deserve to be prosecuted. I would recommend, for example, the varnishing or covering the antennæ of dung beetles, and placing them near animal excrements, of which they are particularly fond, to observe if they would repair to them as usual.

“6. The nerves terminate at the antennæ; and their articulations, though externally covered with a pretty thick membrane, are hollow, lined within by a soft substance, which is often of a watery consistency, and whose extremity, when opposed to the air, may receive its impressions.”

Os, the *Mouth*. In order to afford some idea of the amazing difference that prevails in the structure of the several parts or organs which constitute the mouth, it will be only requisite to observe, that the classification of all insects in the Fabrician system is founded on this character. There are ten principal parts of which the mouth consists; and it is from the relative proportion of each, from the dissimilarity in the form, position, variation in number, or occasional peculiarities, that the most permanent characters are deduced. These parts have one disadvantage; they are generally small, and from this circumstance have not been so universally adopted in the arrangement

of insects as they would otherwise have been. Without, however, bestowing some little attention on these organs, it is impossible to distribute insects into their natural order with any great degree of certainty. In the works of Latreille, Leach, and most other modern writers on Entomology, the essential characters are established chiefly on the peculiarities of these organs.

The ten principal parts of which the Mouth consists are the following.

LABRUM, or LABIUM, SUPERIUS, the *Upper Lip*: a transverse, soft, moveable piece, of a coriaceous or membranaceous nature, known from its situation at the anterior or upper part of the mouth. This part is very distinct in many of the *Coleoptera*, and in *Gryllus*, *Apis*, and some other genera. Linné sometimes confounds the upper lip with the *clypeus* or shield of the head; and similar instances occur in the works of Fabricius. These two parts may be distinguished by one invariable character; the *clypeus* is fixed, and forms a portion of the head; the upper lip is moveable, and is placed more forward.

LABRUM, or LABIUM, INFERIUS, the piece which terminates the mouth beneath, and which is sometimes lengthened so as to form the instrument called *ligula*. It is often bifid, and has the posterior pair of feelers placed at the base.

MANDIBULÆ, Mandibles: (*Pl. 10. fig. 1. d.*) two hard pieces, in substance resembling horn, which are placed one at each side of the mouth, below the upper lip. These have a lateral motion, while the upper and lower lip move up and down, as in other animals. These differ from the *maxilla*, with which they are sometimes confounded, by not having any of the *palpi* or feelers attached to them. In rapacious insects these are longer than in those which perforate wood; and the latter again have stronger mandibles than insects which feed only on herbage or leaves.

MAXILLÆ (*Pl. 10. fig. 1. c.—fig. 2. a. the same magnified*): two small pieces generally of a somewhat membranaceous consistency, and in figure different from the mandibles. These are commonly indented at the extremity, and nearly all ciliated at the inner edge. They are placed under the mandibles, and above the lower lip; their motion is lateral. In those insects which have more than two pair of feelers, the posterior ones take their origin from the sides of the maxillæ. (*fig. 2. b. c.*)

GALEÆ, Shields of the Mouth: two membranaceous appendages, usually of a large size and cylindrical form, placed one on each side, at the exterior part of the jaw, and which cover and protect the organs of the mouth conjointly with the lips. The *galeæ* are inserted at the back of the jaws, as is well exemplified in the *Gryllus* tribe.

LIGULA. This is the part considered by many authors as the lower lip: its situation is immediately under the jaws; and it consists of a single piece, which is generally of a soft texture, often bifid, and, if at-

tentively examined at the base, will be frequently found of a horny substance.

In the *Coleoptera*, and in some of the *Hemiptera* (as in *Blatta*, *Gryllus*, &c.), this appendage terminates at the point in a membranaceous substance:—its form is extremely various in the different genera. The *Hymenoptera* and some *Neuroptera* have the *ligula* situated in the same manner; but it is in these concave, and is frequently prolonged into a sort of *proboscis*, which sometimes exceeds the length of the whole body. It is membranaceous, but of a soft and spongy texture, and well suited for receiving the impressions of taste. This kind of process is extremely well exemplified in the bee.

LINGUA, the *Tongue*: an involuted tubular organ, which constitutes the whole mouth in lepidopterous insects. This is of a setaceous form, and either very long, as in the *Papilio* and *Sphinx* genera; or short, as in most of the *Bombyces* and other moths. It consists of two filamentous pieces, which are externally convex, concave within, and connected longitudinally by a suture along the middle above and beneath. These, in uniting, form a cylinder, through which the nectarous juices of the flowers on which these insects subsist are drawn up with facility. These two pieces are not very closely united, and may be separated by means of a needle point. When the insect takes its food, this tube is exerted; at other times it is rolled up spirally between the *palpi*.

ROSTRUM, or *Beak*: the part which forms the mouth in many of the hemipterous order of insects. This instrument is moveable, articulated, and bent under the breast. Within, this beak is hollow, and contains, as in a sheath, three or more very fine and delicate bristles, the points of which these insects introduce into the body of the animal, or substance of the plants, from which they draw nourishment. The rostrum is conspicuous in the genera *Cicada*, *Nepa*, and *Cimex*.

PROBOSCIS, the *Trunk*: inserted in the place of the mouth in most dipterous insects. It is rather fleshy, retractile, of a single piece, and often cylindrical; the end forming two lips, which are of a soft substance, and from the delicacy of their teguments must possess the faculty of taste in a very high degree. Example in the House-fly.

Lingua, *rostrum*, and *proboscis*, are Linnean terms; and are adopted according to the definition of that author. *Ligula* is a Fabrician expression, indicating a process of the lower lip.

HAUSTELLUM: formed of two or more very small and delicate filaments, inclosed in a sheath of two valves.

PALPI, *Feelers*. These are the small, moveable, filiform organs or appendages, placed at each side of the mouth in the generality of insects. In some respects they resemble the antennæ, but are more distinctly articulated. They vary in number in different insects, being either two, four, or six, (*Pl. 10. fig. 1. f. f. and g.*) and are commonly inserted at each side the exterior part of the jaw. In those which have

only one pair, they are usually situated on the upper lip; when two or more, the posterior ones are generally on the lower lip; and in some insects furnished with a sucking trunk, they are oftentimes found inserted at each side of that organ. These feelers are composed of several joints, the number of which vary. Like the antennæ, to which they bear analogy, they are endowed with powers of motion, but still more extensively. They also serve, like the antennæ, as an essential character in the construction of genera; and from their situation, the number of joints, termination, and relative proportion and size, are exceedingly useful for that purpose.

FRONS, the *Front*: the anterior or fore part of the head, the space between the eyes and the mouth.

CLYPEUS, *Shield of the head* in coleopterous insects: the part corresponding with the front of the head in the other orders. In the beetle kind it is advanced more or less upon or over the mouth, and in some forms a sort of cap, the rim of which extends so far over the head as to conceal the mouth beneath. The anterior edge of the *clypeus* is sometimes mistaken for the upper lip.

VERTEX, the *Crown or summit of the Head*.

GULA, that part which is opposed to the front of the head, usually called the *Throat*.

TRUNCUS, the *Trunk*: the second principal division of which an insect consists, comprehending that portion which is situated between the head and the abdomen. The trunk includes the *Thorax*, *Collar*, *Sternum*, and *Scutel*.

THORAX: a term indefinitely applied sometimes to the whole trunk, the scutel excepted: in a stricter sense it implies only the dorsal part of the trunk, and may be considered as expressive of that portion of the superior surface which lies between the head and the base of the wings. The appropriation of suitable terms, by which a thorax consisting of one or of several pieces may be discriminated from each other, is desirable. In some the thorax is of a single piece, as in the orders *Coleoptera* and *Hemiptera*; in that of *Lepidoptera* it comprehends several segments, and a similar structure is still more conspicuous to view in the order *Hymenoptera*. The first or *anterior segment* of the thorax, in those consisting of several pieces, has been sometimes called the collar; but in admitting this, the coleopterous and hemipterous orders of insects can have no thorax. This will be rendered plain, when we consider that in the latter kinds of insects the first pair of legs arises from what is usually understood by the lower surface of the thorax; the interior segment, in hymenopterous insects, corresponds with the whole thorax in the former, for the first pair of legs arises from it in exactly the same manner. In the former, the thorax of a single piece is immediately succeeded behind by a *scutel*, while in

the *Hymenoptera* and *Lepidoptera* a large plane of one or more joints intervenes between the true thorax and the scutel; and it is to this last-mentioned dorsal space that the term *thorax* is assigned. Hence it is evident that the language of Entomology in this point is not altogether consistent; because what we denominate the collar in *Hymenoptera*, is the thorax in *Coleoptera*; and in *Colcoptera* we find nothing analogous to the *thorax* of the other order, except the collar.

The thorax in those insects which have that part consisting of a single piece, or the first segment in such as are of a compound nature, has the first pair of legs arising from the lower surface, and it is in this part that the muscles which move the head as well as this pair of legs are said to be contained. The thorax in different kinds of insects varies considerably in form, and affords very excellent generic and specific distinctions. Some are armed with spines, others denticulated, marginated, &c.

PECTUS, the *Breast*, is the third segment of the body, or that to which the four posterior feet are attached, and which is longitudinally divided at the anterior part of the *sternum*. The wings in lepidopterous and most other insects have their origin or base in the superior part of the breast. The wings and elytra in the *Coleoptera* and *Hemiptera* deviate a little from this, as they are placed more immediately on the back than in a lateral position; the breast contains the muscles that move the wings and give action to the four posterior legs. This part is capable of being compressed and dilated, the alternate motion of which is very evident in some insects of the butterfly or moth kind when held between the fingers. The power of compression and dilatation is supposed to arise from the action of some very strong muscles, being reddish yellow, and extremely loose. It has been conjectured that these muscles may assist the motions of the organs of flight.

STERNUM, or *Breast-bone*. By this term entomologists define that portion of the middle part of the breast which is situated between the base of the four posterior legs. This piece terminates in some insects anteriorly in a somewhat acute point; in others it appears rather bilobate; and in the far greater number ends obtusely or in an obtuse lobe. There are few insects in which the *sternum* is remarkable, either from its magnitude or figure. In some of the coleopterous tribes, as in the *Hydrophili* and *Dytici*, this part is most conspicuous.

SCUTELLUM (Linné), the *Scutel* or *Escutcheon*: the lobe-like process situated immediately at the posterior part of the thorax in the scutellate insects. The *scutel* is not of the same form in all insects, yet its general tendency is towards a sub-triangular figure. In the coleopterous tribes it approaches nearest to this form; its deviations incline more or less to heart-shaped, with the tip pointing backwards. The same figure prevails in some of the *Hemiptera*. In the *Neuroptera*, *Hymenoptera*, and

Diptera, the triangular contour is still more observable under various modifications, and most commonly with the posterior tip rounded off. Sometimes, as in several of the hymenopterous insects, the posterior end is armed with spines or denticulations; this is, however, not usual. The *scutel* in the far greater number of insects, whether terminating in a point or rounded, is commonly unarmed. In point of size the *scutel* is more variable than in figure: in some it is so small as almost to escape notice, merely forming a point at the extremity of the thorax, as we observe in certain kinds of the beetle tribe; in others it is very conspicuous, being sometimes so large as to cover the middle of the back; and in others, as the scutellate kinds of *Cimices* and a few of the genus *Acridium*, it expands over the back, entirely concealing the wings and wing-cases, and covering the margin of the abdomen.

ABDOMEN. The third principal division, or posterior part of the body, is connected with the breast, either closely or at a distance, by means of a fillet. The abdomen is composed of annular joints or segments, the number of which vary in different insects. The upper part of the abdomen is called by entomologists, *tergum*; the inferior or belly, *venter*. The opening at the posterior part of the abdomen is the vent; and the extremity in most insects contains the organs of generation: there are exceptions to the latter.

The total movement of the abdomen is not very obvious, except in insects which have that portion of the body pediculated, as in many of the hymenopterous genera. It has then a real joint, in which the first annulation is indented above, and receives a projecting process from the breast, on which it moves. This joint is rendered secure by elastic ligaments, which have a considerable degree of force. Some muscles which arise within the breast are inserted into the first ring, and determine the extent of its motions. The partial motion of the ring is produced by very simple muscles, consisting of fibres which extend from the anterior edge of one ring to the posterior edge of that which immediately precedes it. When the dorsal fibres contract, the superior part of the abdomen being shortened, it turns up towards the back; but when the contraction takes place in the ventral or lateral fibres, the abdomen is inflected towards the belly, or directed towards one of the sides. The extent of the motion, however, depends on the number of the rings and their mode of junction. In the *Coleoptera*, for example, the rings only touch each other by their edges, and the motion is very limited; but in the *Hymenoptera* they are so many small hoops, which are incased one into another like the tubes of a telescope, so that scarcely half, and sometimes not above one-third, of their extent appears visible externally.

The form, connexion, proportion, and appearance, of the surface of the annulations of the abdomen, afford numberless specific distinc-

tions; and so likewise do the appendices at the extremity of the abdomen.

The abdomen contains the intestines, the ovary, and part of the organs of respiration: it is affixed to the thorax, and in most insects distinct from it, forming the posterior part of the body.

CAUDA, the *Tail*. An appendage of any kind terminating the abdomen is usually denominated the tail. These appendages vary in figure considerably in different insects, and many tribes are totally destitute of them. They are supposed to be destined to direct the motion of the insect in flight, to serve for its defence, and for the deposition of its eggs. In some insects this tail is simple, and yet capable of being extended and withdrawn at pleasure; in others elongated. Some are setaceous or bristle-shaped, as in the *Raphidia*. Those termed *trisetæ* have three bristle-shaped appendices, as in the *Ephemera*. In some it is forked, as in *Podura*. When it terminates in a pair of forceps it is called *forcipata*. In the *Blatta* and others it is *foliosa*, or resembling a leaf. In the *Panörpa* it is furnished with a sting, and is called *telijera*: this last may be more properly referred to the next.

ACULEUS, the *Sting*: an instrument with which insects wound and instil a poison. The sting generally proceeds from the under part of the last ring of the belly: in some it is sharp and pointed, in others serrated or barbed. It is used by many insects both as an offensive and defensive weapon: by others it is used only to pierce wood, or the bodies of animals, in order to deposit their eggs. In wasps and bees the sting is known to be retractile. In some insects it exists in the male only, and in others nature has provided the female alone with this instrument: it is not frequently met with in both sexes of the same species, and the far greater number of insects have no such organ.

ARTUS, the *Members*.

PEDES, the *Legs*. In all insects the legs amount to six, and never exceed that number; and the same is observable of the true feet in the larvæ of those insects; the latter have spurious feet to a greater amount, but the true feet do not exceed six.

The leg of an insect may be divided into four, or more correctly into five, parts: *Coxa*, the first joint or haunch, at the base; *Femur*, the thigh; *Tibia*, the shank; *Tarsus*, the foot; and *Unguis*, the claw. Each of these parts is enveloped in a hard case of a horny substance, and varies in shape in different insects, the form of the feet in all the kinds being admirably adapted to their mode of life and convenience of their motion. From the different conformations of these limbs it is easy to recognise, even in the dead insect, the mode of life which the species is destined by nature to pursue. Those which have the legs adapted for running or walking have them long and cylindrical: the thighs of the

leapers are remarkably large and thick, with the shank long and commonly arched, by which means they possess great strength and power for leaping: the legs are broad, serrated, and sharp at the edges, in those accustomed to dig in the earth; and such as are of the aquatic kind have the legs, especially the posterior pair, long, flat, and ciliated, or fringed at the edge with hair. The leapers are well exemplified in the saltatorial kinds of *Curculio* and *Chrysomela*; and the swimmers, in the genera *Hydrophilus* and *Dyticus*.

The COXA, a small joint at the base, connects the thigh to the body, and moves in a corresponding cavity of the collar or thorax in the first pair, or breast in the two posterior ones. This part varies in form: in the *Ceranbices*, *Coccinelle*, and other insects in which the feet serve for walking only, its shape is globular: such as require that the feet should have a lateral motion, and which is necessary to those that dig into the earth, have the coxa broad and flat; this is also observable in some of the aquatic beetles: in the *Dytici* the coxa of the posterior legs is imbedded in the trunk, and in the *Blatta*, *Iepisma*, and others which walk very rapidly, it is compressed into a lamellate form.

FEMUR, the *Thigh*. There is more diversity in the form of the thigh than the coxa to which it is united. The articulation of these two parts is internal, and is produced in such a manner that when the animal is in a state of repose it is parallel to the inferior surface of the body. It is limited to a forward and backward motion with respect to the first piece. The nature and extent of the motions of the thigh appear to determine its form. In those insects which walk much and fly little, as in the *Carabus*, &c. the thigh has two little prominences at the base called *trochanters*, which appear to be intended for removing the muscles from the axis of the articulation. Those which require strong muscles adapted for leaping, have the thigh not only thick but generally elongated; as in the *Gryllus* and *Locusta* tribes, the *Pulices* or fleas, &c. And in the *Aphodius*, *Geotrupes*, &c. (*Scarabæi* Linn.), and also the mole cricket, (all which burrow in the earth,) the thigh is moved with much force, and has an articulated surface corresponding to the flat part of the coxa on which it rests. This part is sometimes spinous.

TIBIA, or *Shank*, is the third joint of the legs, and moves in an angle according to the direction of the thighs. The figure of this part depends essentially on the uses to which the habits of the insect require it to be applied: in the natatorial kinds it is usually flat and ciliated—at least the *tibia* of the posterior pair; and in many others, as in a variety of the burrowing kinds of beetles, it is serrated. The shank is more frequently serrated or spinous than the thighs.

The TARSUS, or *Foot*, is the fourth joint or last portion of the leg except the claw. This part consists in general of five joints: this is usually the number in the *Coleoptera*, *Hymenoptera*, and *Diptera*. In some of these, however, and also in the *Hemiptera*, there are only four

articulations in this part of the leg, as we observe in *Cerambyx*, *Gryllus*, and others: in *Libellula*, *Forficula*, &c. three: in the anterior feet of *Nepa* only one. The figure of the tarsus is more variable than any other portion of the leg, and is in a most singular manner adapted to the insect's mode of life. The articulations in such as walk on the surface of the earth are slender; those which burrow have them more robust. Many of those which inhabit waters have them flat and ciliated at the edges, as in the *Hydrous*. Others are furnished with bristly tufts or vascular fleshy tubercles, which enable them to move with security on smooth and slippery bodies in any direction: an admirable example presents itself in the common house-fly, which "treads the ceiling, an inverted floor," with the same facility that other insects walk on the surface of the ground. An occasional difference in the number and form of the joints of the tarsus is sometimes observed in the two sexes of the same species. The motion of each joint of the tarsus is performed in a single plane, and is directed by two muscles in each joint, one of which is small and placed on the dorsal surface, the other larger and situated beneath.

UNGUIS, or *Claw*, the termination of the tarsus. In the greater number of insects there are two claws attached to each tarsus: some have only one; and in others furnished with two there is an intermediate process, forming by this means three. An appearance similar to this is seen in the legs of the *Lucanus*; but this on minute examination is found to be a distinct joint also, armed with a pair of claws precisely resembling those which more obviously, from their size, appear to terminate the tarsi. It is considerably smaller, but is perfectly well defined.

ALÆ, or *Wings*: the organs appropriated to flight. These are either two or four, and are attached to the lateral part of the breast close to the lower margin of the thorax. They are placed to an equal amount and in a corresponding situation on both sides of the insect, whether the number be two or four. Those insects which are furnished with only one pair of wings have in these organs both an uniform appearance and size. Such as have two pair most frequently differ, the first being larger than those behind: there is also a difference in shape, and very commonly a considerable variation in the spots, markings, and other particulars, notwithstanding the prevailing hues in all the wings may be the same. In general the posterior pair is paler, and the marks obscure.

A skeleton of nervures, (which are considered in the light of bones by Dr. Leach, who has named them *Pterigostia* or *Wing-bones*, and are parts more or less numerous and differing exceedingly in disposition,) placed between two thin and closely united membranes, constitutes the true wing in insects. This conformation is very

1821
1822
1823
1824
1825
1826
1827
1828
1829
1830
1831
1832
1833
1834
1835
1836
1837
1838
1839
1840
1841
1842
1843
1844
1845
1846
1847
1848
1849
1850
1851
1852
1853
1854
1855
1856
1857
1858
1859
1860
1861
1862
1863
1864
1865
1866
1867
1868
1869
1870
1871
1872
1873
1874
1875
1876
1877
1878
1879
1880
1881
1882
1883
1884
1885
1886
1887
1888
1889
1890
1891
1892
1893
1894
1895
1896
1897
1898
1899
1900

clearly exemplified in that description of wings which is usually termed transparent, as in the common house-fly and the bee. The true wing, by means of which the insect is enabled to fly, is always constructed in this manner, whatever may be its appearance externally, arising from a superficial covering of down, feathers, hair, or any other cause. The variety in the form and structure of the wings, in the number, figure, and disposition of the nervures, or the colours with which they are adorned, is infinite. The diversity in the disposition of the nervure is evident from a comparison of the simply constructed wing of the common house-fly with the complex wing of the *Panorpa* or the *Ephmera*, or the wings of an earwig, which consists of a series of single nervure, with the elaborately wrought lattice-work of the wing of the *Libellula*. The whole of the lepidopterous order exhibit the superficial coating of feathers, down, or hairs; and upon the removal of these the wings are found constructed in the same manner as the transparent wings of the other orders. A variation in the form of the wing as well as its texture is manifest throughout all insects of the winged kind. Those of the *Coleoptera* have two membranaceous wings, which fold upon each other, forming a plait or double at their external margin, which fold is accommodated by a peculiar joint in the main rib of the wing, and the disposition of the nervures in the middle of the wing contiguous. In the *Hemiptera* the wings generally fold longitudinally, without any transverse double; so that in expansion these parts open somewhat like a fan. The anterior wings of the *Lepidoptera* are neither doubled across nor folded longitudinally; they are entirely flat, and are but little capable of contraction and dilatation. In the genus *Papilio* they are endowed with the power of erection, which is rarely the case in the *Phalæna*, though occasionally observed among the *Sphinges*; the *Phalæna* have the lower wings concealed under the anterior pair, the latter being laid in a flat position over them. The wings of the *Lepidoptera* are downy, and often decorated with very beautiful colours disposed in the most pleasing and varied manner. The *Neuroptera* in general have the wings flat; this is not invariable; they are constantly membranaceous, and reticulated with nervures. In the *Hymenoptera* the wings are membranaceous, generally flat, but sometimes folded when the insect settles, as in the wasp genus. The *Dipterous* order cannot be confounded with the preceding, as they have only two wings: they are membranaceous as in the former.

In all insects of the winged kind these organs present the greatest diversity, and afford characters both for genera and species less liable to fluctuation than common observers would conceive. The number, figure, construction, proportion, consistence, and texture of the wings have enabled naturalists to distribute insects into principal groups with considerable precision. Linné derived much assistance from an

attention to these parts; later writers have in many instances regarded them more closely; and in the further progress of the science these parts will be consulted with still greater advantage.

ELYTRA, or *Wing-cases*, appertain to the coleopterous order. These are two in number, of a substance resembling leather; for the most part moveable, and opening by a longitudinal suture along the middle of the back. These wing-cases or sheaths are often confounded with the wings; but they are really not wings from their structure or substance, nor do they answer the purpose of flight; they merely open to afford the true wing, concealed beneath, the power of expansion and motion, and close down upon the wing when the insect is at rest, to preserve it from injury. Some *Coleoptera* have the elytra united.

The superior surface of the elytra is more or less convex, and the lower surface correspondently concave: the texture in some, as in many of the *Curculioncs* and *Cerambyces*, is so hard that it is pierced with difficulty by means of a strong pin; in others so flexible that they spring into their proper form immediately after being bent double. The proportions of the elytra compared with the body are various; their form dissimilar; and the diversity of their surface—arising from dots raised or depressed, protuberances, flutings, colours, and other circumstances—endless. These differences in the elytra furnish some excellent generic distinctions, and are still more extensively useful in constituting the characters of species.

HALTERES, *Poisers*, or balancers: appendages peculiar to insects of the dipterous order, and which, with sufficient reason, are deemed an essential character of that group. These poisers are two short, moveable, clavated filaments, placed one contiguous to the origin of each wing. They seldom exceed one-tenth the length of the wing, though in certain genera they are rather longer. The capital, or head, in which the filament terminates, is either roundish, oval, truncated at the end, or compressed at the sides: in some insects its situation is directly under a small, arched, filmy scale, which also varies in size and form; and in several families is apparently wanting.

The exact purpose to which nature has destined these organs has not been hitherto ascertained in a very satisfactory manner. The most prevalent, and perhaps in some measure the most consistent, opinion seems to be, that they balance or counterpoise with the action of the wings, when the insect is in flight, in the same manner as ropedancers exercise a pole to preserve their equilibrium. The diminutiveness of their size is a plausible objection to this idea. Others consider these as the organs of that vibratory sound which dipterous insects emit in flight: they compare the filmy scale to a kind of tambour, and liken the balancer to a drum-stick, which striking repeatedly upon it, they conceive, must occasion this noise. It is apprehended the sound they emit in flight cannot be traced to this cause; for the best of all possible

reasons, that this buzzing sound is observable in a vast number of insects which have no poisers or balancers, such as wasps and bees. The two genera *Asilus* and *Bombylius* have no scale, and yet the noise perceptible in their flight is louder than in most of those which have both scale and poisers, as in the *Musca*. Nor does this noise issue from the poiser, either by striking on the scale or by any other means, since it is known that if the poisers, or both poisers and scales, be cut off, the same sound continues to be heard from the mutilated insects as before.

There are many terms at present in use, to discriminate with greater precision the parts I have here described, and which should be understood by the student in entomology. I have thought it therefore best to insert them in alphabetical order at the end of the work.

THE ECONOMY OF INSECTS.

Most animals retain during life the form which they receive at their birth. Insects are distinguished from these by the wonderful changes they undergo. The existence of an insect partakes of two, three, or four distinct states; and in each of these differs most essentially in appearance, organization, and manners of living.

The changes through which the greater number of insects pass are from the Egg to the Larva, from the Larva to the Pupa, and from the Pupa to the Imago or perfect state. Exceptions occur to this: for some insects are viviparous; but the number of these is not considerable.

Of the EGG state. The egg, containing the insect in its smallest size, is expelled from the ovary as in other oviparous animals. They are contained and arranged in the body of the insect, in vessels which vary in number and figure in different species. The same variety is found in the eggs: some are round, others oval, and some cylindrical. The shells of some are hard and smooth, while others are soft and flexible.

The eggs of insects are of various colours: some are found of almost every shade of yellow, green, and brown, a few are red, and others black. Green and greenish are not unusual, and they are sometimes speckled with darker colours, like those of birds. Some are smooth, and others beset in a pleasing manner with raised dots.

Insects are instructed by nature to deposit their eggs in situations where their young ones will find the nourishment most convenient for them. Some deposit their eggs in the oak-leaf, producing there the red gall; others choose the leaf of the poplar, which swells into a red bladder: and to a similar cause may be assigned the knob which is often seen on the leaf of the willow. The *Lasiocampa neustria* glues its eggs

with great symmetry in rings round the smaller twigs of trees; others affix them to the surface of leaves; and again, others lodge them in the crevices of trees.

The *Ephemera*, *Phryganea*, *Libellula*, and *Guat*, hover over the water all the day to drop their eggs: these hatch in the water, and continue there while in the larva and pupa form, quitting the water only when they attain the winged state. The mass formed by the eggs of the gnat resembles a little vessel, and floats on the surface. This insect is said to deposit only one egg at a time; the first is retained by means of the legs, when dropped, till a second is deposited next to it, then a third, fourth, and further number, till the mass becomes capable, from its symmetry, to support itself upright. Many moths cover their eggs with a thick bed of hair or down, collected from their own body; others cover them with a glutinous substance, which when hard protects them from the ill effects of moisture, rain, and cold. The solitary bees and wasps prepare nests in the earth, hollow trees, or cavities in old walls, wherein they place a quantity of food for the support of the young brood when they break from the egg. The ants are known to construct nests in the earth, in which their eggs are placed with the utmost care. Some deposit their eggs in the larva of other insects, chiefly those of the moth and butterfly kind; and having passed through all their changes in their bodies, become what is termed the ichneumon-fly. The *Gasterophilus Equi* (bot-fly) deposits its eggs on the bodies of horses in the following remarkable manner. When the female has been impregnated, and the eggs sufficiently matured, she seeks among the horses a subject for her purpose; and approaching him on the wing, she carries her body nearly upright in the air, and her tail, which is lengthened for the purpose, curved inwards and upwards: in this way she approaches the part where she designs to deposit the egg; and suspending herself for a few seconds before it, suddenly darts upon it, and leaves the egg adhering to the hair: she hardly appears to settle, but merely touches the hair with the egg held out on the projected point of the abdomen. The egg is made to adhere by means of a glutinous liquor secreted with it. She then leaves the horse at a small distance and prepares a second egg, and, poising herself before the part, deposits it in the same way. The liquor dries, and the egg becomes firmly glued to the hair: this is repeated by these flies till four or five hundred eggs are sometimes placed on one horse.

The inside of the knee is the part on which these flies are most fond of depositing their eggs, and next to this on the side and back part of the shoulder, and less frequently on the extreme ends of the mane. But it is a fact worthy of attention, that the fly does not place them promiscuously about the body, but constantly on those parts which are most likely to be licked with the tongue; and the ova, therefore, are always scrupulously placed within its reach.

Of the LARVA, or *Caterpillar* state. All caterpillars are hatched from the egg, and when they first proceed from it are generally small and feeble, but grow in strength as they increase in size. The body of the caterpillar consists of twelve rings; the head is connected with the first, and is hard and crustaceous. No caterpillar of the moth or butterfly has less than eight, or more than sixteen, feet; those which have more than sixteen belong to some other order of insects. The six anterior feet, or those next the head, are hard and scaly, pointed and fixed to the first three rings of the body, and are in number and texture the same in all Lepidopterous larvæ. The posterior feet are soft, flexible, or membranaceous; they vary both in figure and number, and are observable only in the caterpillar state, the perfect insect having only six feet, the rudiments of which are the six anterior scaly feet before mentioned. These spurious feet are either smooth or hairy, soft to the touch, or hard like shagreen. On each side of the body are nine small oval apertures, which are the spiracles or organs of respiration.

The caterpillar, whose life is one continued succession of changes, often moults its skin before it attains its full growth. These changes are the more singular, because when it moults it is not simply the skin that is changed; for we find in the exuvie the jaws, and all the exterior parts, both scaly and membranaceous.

The change in the caterpillar is effected by the creature's withdrawing itself from the outer skin as from a sheath, when it finds itself incommoded from being confined within a narrow compass. But to accomplish this change is the work of some labour and time. Those caterpillars which live in society, and have a nest or habitation, retire there to change their skin, fixing the hooks of the feet, during the operation, firmly in the web of their nest. Some of the solitary species spin at this time a slender web, to which they affix themselves. A day or two before the critical moment approaches, the insect ceases to eat, and loses its usual activity; in proportion as the time of its change approaches, the colour of the caterpillar declines in vigour, the skin hardens and becomes withered, and is soon incapable of receiving those circulating juices by which it was heretofore nourished and supported. The insect is now seen at intervals with its back elevated, or with the body stretched to the utmost extent: sometimes raising its head, moving it from one side to another, and then letting it fall again. Near the change the second and third rings are seen considerably swollen. By these internal efforts the old parts are stretched and distended as much as possible, an operation attended with difficulty, as the new parts are all weak and tender. However, by repeated exertions, all the vessels which conveyed nourishment to the exterior skin are disengaged, and cease to act, and a slit is made on the back, generally beginning at the second or third ring. The new skin may now be just perceived, being distinguished by its freshness and brightness of colour. The caterpillar then

presses the body like a wedge into this opening, by which means it is soon torn down from the first to the fourth ring: this renders it large enough for the caterpillar to pass through.

The caterpillar generally fasts a whole day after each moulting; for it is necessary that the parts should acquire a certain degree of consistency before its organs can perform their ordinary functions. Many perish under this operation. The caterpillar always appears much larger after it has quitted the exuvia than before; for the body had grown under the old skin till it had become too large for it, and the parts being soft they were much compressed; but as soon as this skin is cast off, the parts distend, and with them the new skin, which is yet of a flexible and tender texture, so that their increase in size at each moulting is considerable. Some caterpillars in changing their skin alter very much in colour and appearance; sometimes the skin from being smooth becomes covered with hair, spines, or tubercles; and others that are in one stage hairy, have the skin smooth in the next. No sex is developed in the caterpillar state.

Of the PUPA state. By this term, as understood in the very extensive sense Linné proposes, is signified that state of an insect which succeeds the larva, without any regard to the particular appearance it assumes in this stage of transformation. From this latitude of meaning it includes therefore, with equal precision and no less propriety, states of the most discordant character. It alike implies the uncouth grub incased in its shelly repository and immured in the earth, sluggish, almost destitute of motion or the appearance of any animal function, with the lively half-winged locust, or the *Cicada*, animals sporting in the full enjoyment of life. The bot imprisoned in its oval covering, without the least external sign of animation, is termed a *pupa*. The moth, quiescent and absent for months, concealed in its shelly covering in the earth, or suspended aloft in its silky envelope to the branch of a tree, is a *pupa*; and we denominate those *pupæ* also which have the wings only half expanded; though, like the nimble-footed *Cimex*, they are perpetually roving, and deriving sustenance from the blood of other animals; and so also the restless *Libellula*, which is continually traversing the watery element with the facility of fishes in search of prey. Modern writers have therefore considered this state as essential in the formation of Orders, and have even laid down certain rules, which taken in conjunction with the characters of the perfect insect, are often of great use in ascertaining the order to which any genus belongs. In my account of the Larva I have given that of the lepidopterous order, and shall therefore describe the Pupa of the same.

The length of time an insect remains in this form varies much in different species. As soon as the inclosed animal acquires sufficient strength to break the bonds of its confinement, it makes a powerful effort to escape.

The opening through which they pass is always at the same part of the skin, a little above the trunk, between the wings and a small piece which covers the head: different fissures are generally made in the same direction. When the operation begins, there seems to be a violent agitation in the humours contained in the little animal; the fluids being driven with rapidity through all the vessels, the limbs and various parts of the body are put in motion, and by repeated efforts it breaks through the brittle skin that envelopes it. Those inclosed in cones or cases, after bursting through the pupa covering, have another difficulty to overcome, that of piercing through the inclosure, which in many instances is of a stronger texture than the case of the pupa. For the accomplishment of this, most insects are provided with a liquor, which they discharge from the mouth upon that part of the cone through which they intend to escape; and this so moistens and weakens it, that after a short time they force their passage through with some facility. Some insects not provided with this fluid leave one end of their cone weaker than the rest, and close it only with a few threads, so that a slight effort of the head enables the insect to burst from its prison.

The butterfly or moth on emerging from the pupa is moist, the abdomen swollen, the antennæ bent down, and the wings crumpled, small, and shapeless. These parts are gradually unfolded, and assume their destined form. The wings, which at one instant are small and like four little buds at the sides of the thorax, in a few minutes after acquire their full size; and the fibres, which were at first flexible, become hard and rigid like bone. In proportion as the fibres lose their flexibility, the fluids which circulate within them extend, and the wings cease to act; so that, if any extraneous circumstance arrests the progress of this fluid through the fibres at the first instant of the moth's escape, the wings immediately become crippled, and never afterwards assume any other form. Most insects, soon after they have attained their perfect state, void an excrementitious substance, which in some places, where the insects were abundant, has produced reports of showers of blood.

Of the *IMAGO* or *Perfect State*. As the present work is not intended to enter into all the particulars relative to the *habitations, food, modes of life, &c.* I must refer the student to *Messrs. Kirby and Spence's* popular *Introduction*, in which much information on these points will be found collected together.

OBSERVATIONS
ON THE DIFFERENT SYSTEMS OF
ENTOMOLOGY.

THE simplicity of the arrangement adopted by Linné, the celebrity of his name, and the princely patronage under which he wrote, conspired with other favourable circumstances to render this science more universally cultivated, admired, and respected about his time, than it had probably been at any former period. The credit due to this naturalist for his labours in entomology is great. This must be allowed. But let us also remember, that he is not alone entitled to our commendation for the arrangement proposed in his work. We must in candour acknowledge the merits of many among his predecessors, who wrote under circumstances of less encouragement, and have nevertheless excelled in this science; men to whom the writings of Linné stand in a very high degree indebted, and without the aid of which it is impossible to imagine the system, which now commands our admiration, could have been produced, at least in its present state of purity.

In the works of Aristotle and Pliny, in those of Agricola, Aldrovandus, Franzius, Mouffet, Swammerdam, Ray, Willughby, Lister, Vallisneri, and various others, we distinctly perceive, with some occasional variation, the outline of the superstructure raised in the "SYSTEMA NATURÆ."

These valuable sources of information furnished him with abundant materials, which he selected with profound judgement, and interwove with ability, industry, and success. Linné was in this respect commendable: he did not suffer his mind to swerve on this occasion, from any ambitious or innovating motives; and so far as he deemed it consistent with his plan, he appears to have adhered to the examples of his predecessors. The characters of his *Ordines* are to be found in several publications earlier than his own, and so likewise are most of his *Genera*, and the far greater number of his *Species*. But these he remoulded throughout with so much skill, that this "Systema" constitutes the central point in which the scattered rays of natural science are concentrated with more precision than they really appear in the original authors to whose industry he stands indebted. It was in the concise and very expressive style which Linné

adopts in all his works, and which was almost peculiar to himself, that he excelled.

The following are the definitions of the several Orders established by this eminent naturalist.

Order I. COLEOPTERA (derived from the Greek words for a *sheath* and a *wing*) comprise those insects which have crustaceous elytra or shells, which shut together and form a longitudinal suture down the back, as in *beetles*.

Order II. HEMIPTERA (from *half* and a *wing*). Insects having their upper wings half crustaceous and half membranaceous, not divided by a longitudinal suture, but incumbent on each other, as in *grasshoppers*, &c.

Order III. LEPIDOPTERA (from a *scale* and a *wing*). Insects with four wings covered with fine scales in the form of powder or meal, as in the *butterfly* and *moth*.

Order IV. NEUROPTERA (from a *nerve* and a *wing*). In this order the wings are four; membranaceous, transparent, and naked, reticulated with veins or nerves; the tail is without a sting, as in the *Libellula* or *Dragon-fly*.

Order V. HYMENOPTERA (from a *membrane* and a *wing*). The insects of this order have also four wings, and the tail furnished with a sting for various purposes, as in *wasps*, *bees*, &c.

Order VI. DIPTERA (from *two* and a *wing*). Those insects with two wings only, and poisers or balancers, as in the common *House-fly*.

Order VII. APTEA (from *without* and a *wing*). In this order Linné placed the spider, crab, scorpions, &c. As these are now universally rejected from insects, and referred to a class named *Crustacea*, I shall hereafter speak of them when mentioning the system proposed by Dr. Leach.

Fabricius distributes all insects into thirteen Classes, the characters of which are as follow:

Class I. ELEUTHERATA. *Jaws* bare, free, and bearing feelers.

Class II. ULONATA. *Jaws* covered by an obtuse mouth-piece.

Class III. SYNISTATA. *Jaws* elbowed near the base, and connected to the lower lip.

Class IV. PIEZATA. *Jaws* horny, compressed, and usually elongated.

Class V. ODONATA. *Jaws* horny, dentated; *palpi* two.

Class VI. MITOSATA. *Jaws* horny, vaulted; *no palpi*.

Class VII. UNOGATA. *Jaws* horny, unguiculated.

Class VIII. POLYGNATA. *Jaws* several (usually two), within the lip.

Class IX. KLEISTAGNATHA. *Jaws* several outside the lip.

Class X. EXOCHNATA. *Jaws* several, outside the lip, and covered by the *palpi*.

Class XI. GLOSSATA. *Mouth* composed of a spiral tongue, situated between two *palpi*.

Class XII. RHYNCHOTA. *Mouth* composed of a beak or articulated sheath.

Class XIII. ANTLIATA. *Mouth* composed of a sucker, not articulated.

In the Edinburgh Encyclopædia, edited by Dr. Brewster, several valuable papers have appeared from the pen of that excellent and distinguished naturalist, Dr. W. E. Leach, the present Zoologist to the British Museum. The well-known abilities of this gentleman, his sound judgement, his great caution, and extensive correspondence with the most distinguished naturalists of Europe, will, I trust, fully justify me in adopting his system in the present work, as there is no doubt that when it is duly studied it will be universally followed: yet I must confess much still remains incomplete, and many errors no doubt will require future correction. An observation of Mr. Kirby I shall here quote, as it is valuable, and should be strongly impressed upon the mind of every naturalist, and must fully convince every liberal-minded entomologist how far the system proposed by Dr. Leach is consonant to the views of one of the first of entomologists.

“An account of any genus, perfect and elaborate in all its parts, must be the work of him who is versed in the history and economy of every individual that belongs to it; he, and he only can go upon sure grounds, for no other person can in all cases with certainty distinguish the species from the variety, and unite each sex to its legitimate partner. But so much knowledge, even with respect to a single genus where the species are numerous, is not to be expected from one man. nor should the naturalist attempt, like the spider, to weave his web from materials derived solely from within himself; but rather let him copy the industrious bee, and draw genuine treasures from those flowers of science which have been reared by other hands, and combining these with his own discoveries let him endeavour to concentrate all in one harmonious system, with parts curiously formed, arranged, and adapted to each other, and to the whole; and calculated to preserve the sweets of true wisdom pure and unsophisticated.”

It would appear that the system of Dr. Leach, or at least the numerous genera into which it is divided, has not met with the approbation of every entomologist; since the Doctor in his *Zoological Miscellany*, vol. 3, in an account of two species of the Fabrician genus *Geotrupes*, has made the following observation: “I am a warm advocate for generic divisions (founded on the consideration of every character), being fully satisfied that such exist in nature, and, when distinguished with judgement, tend materially to the advancement of science. Those entomologists of the Linnæan school, who, by dilating the characters either of their genera or species so as to admit of almost any thing, bend nature to the artificial system of their master, would do well to consider whether they do not show greater veneration for it than for nature, and not upbraid those who hold a different opinion from themselves.”

In the present work, the genera of Linné are given, not with a wish

that the student should confine himself to that system, but merely to introduce him to a knowledge of the Families, for in this term the genera of Linné may certainly be applied in most cases, and which every entomologist will readily admit. Mr. Spence has observed, in his excellent Monograph of the Genus *CHOLEVA* in the XIth vol. of the *Transactions of the Linnean Society*: "It is contrary both to analogy and experience to suppose the Creator has formed fewer of those groupes into which we divide the vast tribes of nature by the name of genera in one department than in another. Now in Botany, in which not more than about 20,000 species have been described, we have upwards of 2000 genera. In Entomology at least as many species are already described; and when we combine the circumstances, that in Britain not fewer than 3000 species of insects are to be found, while we have about 3000 plants; and these are probably not one half of the European insects, while we know that every other quarter of the globe is still more prolific in species wholly different; and lastly, that every kind of plant probably affords nutriment on the average to three or four species of insects, there can be little doubt that the insect is vastly more populous than the vegetable world. Is it likely then that the number of genera should be much fewer than in botany; or at any rate that it should not very greatly exceed its present amount? We need not fear that the science will be rendered more difficult by an augmentation of its genera. This cannot happen, if a proper system be adopted. If two or three insects, or even a single one, be strikingly characterized by peculiarity of habit, they certainly ought in any system to be distinguished at least as sections of the genera under which they are placed. And will it increase the difficulty of investigation if they be established as genera upon the same characters, and distinguished by a name? Clearly not. On the contrary, the science can be effectually promoted in no other way; for names have an important influence upon the clearness of our ideas, and it will be impossible for us ever to gain correct views of the philosophy of our science while genera essentially distinct are jumbled together under one title.

"Entomology, therefore, is under the greatest obligations to Illiger in Germany, Latreille in France," (Kirby, Leach, and Spence in England); "who having had the good sense to reject the useless while they retain the valuable parts of the Fabrician system, are labouring, by the institution of new genera built upon firm and intelligible characters, to extricate the science from the chaos into which that author has unwittingly reduced it. Fabricius's system has now had a fair trial of upwards of thirty years, and it was at one time universally followed on the continent; yet so far is experience from having confirmed the assertion of its author, that the Linnean system is only calculated to introduce confusion into the science, that the very system professing to dissipate that confusion is even now fast sinking into oblivion, while

the Linnæan orders and generic characters, with such improvements as reason and analogy suggest, and as Linné himself would have approved, are reverted to by the most acute and learned entomologists of the age."

ORDERS AND GENERA OF LINNÉ.

Order I. COLEOPTERA.

The insects of this Order form a very natural division. They have hard cases to their wings, with a longitudinal suture; these in some are united, and therefore such insects can have no wings; but the wings in most are two. The mouth in general is furnished with *two, four, and sometimes six palpi, two mandibles, and two maxillæ*; the *mouth* is covered above with the clypeus, and closed below with the lips: they have all six feet in their perfect state; in the antennæ there is the greatest diversity of shape and form, in this system the principal character of the genera: they have a hard horny skin; on each side they have nine spiracula, one on the thorax, and eight on the abdomen. The females lay their eggs in the earth, dung, plants, wood, &c. and from these proceed the larvæ.

The larvæ have six feet near the head, which differs in form and size in the different genera; jaws at the mouth; two eyes; often short antennæ; and on each side nine spiracula. Those that feed on plants and their roots move but slowly; those which live on dead animals are more active; others, as the *Carabidæ, Dyticidæ, and Staphylinidæ*, which feed on living animals, are very rapid in their motions. The larvæ state, during which insects change their skins, endures in most species for a year; in the larger species longer, sometimes three or four years. When the larva arrives at its appointed time, it draws itself together, and changes for the most part into a *pupa incompleta*, which, sometimes below the earth or in rotten wood, reposes for several weeks or months. Afterwards the skin of the pupa bursts, and the perfect insect appears. It is now fit for the propagation of its species.

GENUS 1. SCARABÆUS.

Antennæ clavated; the *club* lamellated (*Pl. 1. fig. 1. a.*): *palpi* four: *mandibles* horny, in general without teeth: the *tibiæ* or second joint of the foremost pair of feet generally dentated.

Species 1. *Sc. Typhæus*. Three horns on the thorax, the middle one the smallest; the other two extending forwards and of the same length with the head, which has no horns. (*Pl. 1. fig. 1.*)

Inhabits Europe.

This species burrows in cow-dung and under the earth, digging deep holes; and is found plentiful on heaths and commons during April and May. Mr. Marsham in his *Entomologia Britannica* has described 80 species of *Scarabæi* found in this country.

GENUS 2. LUCANUS.

Antennæ clavated; *club* perfoliate: *maxillæ* prominent and dentated: *body* oblong: *anterior tibiæ* dentated.

Sp. 1. *L. Cervus*, the Stag-beetle. With a scutellum; the maxillæ projecting, bifurcated at the apex, with many teeth on the internal edge. (*Pl. 1. fig. 3.*)

This is the largest of the British *Coleoptera*; the larva is white, and lives on putrid wood, particularly oak; its head and feet are of a rust colour. The perfect insect varies in size and colour; in general it is dark brown or blackish; the jaws are very large, about one third of the length of the whole insect, and have a distant resemblance to the horns of a stag; Mr. Marsham's *incrmis* is only the female of this species.

Sp. 2. *L. parallelipedus* is considerably smaller, and may be obtained in June and July in the neighbourhood of willows.

Obs. *L. caraboides* has not yet occurred in Britain, at least no British specimen is known.

GENUS 3. DERMESTES.

Antennæ clavated; the *club* perfoliated (*Pl. 1. fig. 4. a.*); the three terminating articulations larger than the rest: *thorax* convex, with scarcely any margin: *head* inflected, and partly hid under the thorax. The larvæ of the insects of this genus feed on decayed animal substances, and are exceedingly injurious to the meat in larders, skins, furs, and books.

Sp. 1. *D. murinus*. Oblong; downy clouded with black and white; abdomen covered with fine white down or hair.

Inhabits Europe; and may frequently be found in the dead moles hung up on the hedges by countrymen. (*Pl. 1. fig. 4.*)

Sp. 2. *D. Scolytus*. Elytra truncate, blackish and striate: abdomen re-tuse: front downy and of an ash colour. (*Pl. 1. fig. 5.*)

The insects of this genus are very prolific; both the larvæ and perfect insect eat the roots and wood of trees, and are sometimes very destructive to woods. The following account, from Mr. Kirby's Introduction to Entomology, of *Bostrichus Typographus* Fabr., will further illustrate the habits and manners of this genus: "This insect in its preparatory state feeds upon the soft inner bark only: but it attacks this important part in such vast numbers, 80,000 being sometimes found in a single

tree, that it is infinitely more noxious than any of those that bore into the wood: and such is its vitality, that though the bark be battered and the trees plunged into water or laid upon the ice or snow, it remains alive and unhurt. The leaves of the trees infested by these insects first become yellow; the trees themselves then die at the top, and soon entirely perish. Their ravages have long been known in Germany under the name of *Wurm trökniss* (decay caused by worms); and in the old liturgies of that country the animal itself is formally mentioned under its vulgar appellation of 'The Turk.' This pest was particularly prevalent and caused incalculable mischief about the year 1665. In the beginning of the last century it again showed itself in the Hartz forests;—it reappeared in 1757, redoubled its injuries in 1769, and arrived at its height in 1783, when the number of trees destroyed by it in the above forests alone was calculated at a million and a half, and the inhabitants were threatened with a total suspension of the working of their mines, and consequent ruin. At this period these *Bostrichi* were arrived at their perfect state, and migrated in swarms like bees in Suabia and Franconia. At length, between the years 1784 and 1789, in consequence of a succession of cold and moist seasons, the numbers of this scourge were sensibly diminished. It appeared again however in 1790, and so late as 1796 there was great reason to fear for the few fir-trees that were left." 3

GENUS 4. PTINUS.

Antennæ filiform (*Pl. 1. fig. 6. a.*); the last articulations the largest: *thorax* nearly round, not margined, receiving the head under it.

Sp. 1. *Pt. imperialis*. Brown: *thorax* subcarinate: *elytra* elegantly varied with white hair. (*Pl. 1. fig. 6.*)

Inhabits Europe, in decayed trees.

GENUS 5. HISTER.

Antennæ clavated (*Pl. 2. fig. 1. a.*); the *club* solid; the lowest *articulation* compressed and bent: *head* retractile within the body: *elytra* shorter than the body: the *fore-tibiæ* dentated.

The insects of this genus are generally found in dung, in spring, summer, and a great part of the year. Like the *Dermestides* and *Byrrhi*, they contract their antennæ and legs when touched, and counterfeit death.

Sp. 1. *Hist. semipunctatus*. Brassy-black, polished: shells obliquely striate at the base. (*Pl. 2. fig. 1.*)

Inhabits dung, and is very common in this country.

GENUS 6. GYRINUS.

Antennæ cylindrical, and very short (*Pl. 2. fig. 2. a.*): *maxilla* horny and very acute: *eyes* divide, so as to appear as four: the *four hinder feet* compressed, and formed for swimming. (*Pl. 2. fig. 2. b.*)

Sp. 1. *Gyr. Natator*. Oval: elytra with punctured striæ: the inflected margin testaceous. (*Pl. 2. fig. 2.*)

Inhabits stagnant waters, running swiftly in circles on the surface, and when it dives carrying along with it a bubble of air which appears like quicksilver. These insects live in society, and often in their brisk motions strike against one another. In the evenings they betake themselves to still places under bridges, or under the roots of trees which grow at the water's edge.

GENUS 7. BYRRHUS.

Antennæ a little shorter than the thorax, with the four or five terminal joints gradually thicker, compressed (*Pl. 2. fig. 3. a.*): *palpi* short, the last joint longest; thick, somewhat ovate: *body* somewhat ovate, very convex above: *scutellum* minute.

When touched, they apply their antennæ and feet so close to the body, remaining at the same time motionless, that they resemble a seed more than an animated being. They are found in sand-pits and roadways in the spring months, and are very common.

Sp. 1. *Byr. Pilula*. Brown; the elytra with black interrupted striæ. (*Pl. 2. fig. 3.*)

GENUS 8. ANTHRENUM, Fabricius.

Antennæ shorter than the thorax, with the club solid (*Pl. 2. fig. 4. a.*): *palpi* filiform, short: *body* orbiculate, ovate: *scutellum* very minute: *maxillæ* and *lip* bifid.

These insects are found on flowers; they are small, but in general prettily coloured. They contract on the appearance of danger, and appear as if dead. Their larvæ are found in carcasses, skins, and dried animal substances. They pass nearly a year in that state before changing into a pupa; the perfect insects are found chiefly in spring.

Sp. 1. *Anth. Scrophulariæ*. Black; sides of the thorax and three transverse bands on the elytra, grey; suture and external margin of the elytra and hinder margin of the thorax, red-lutescent. (*Pl. 2. fig. 4.*)

GENUS 9. SILPHA.

Antennæ gradually thickening towards their extremities (*Pl. 2. fig. 7. a.*), or terminated by a solid or perfoliated club (*fig. 6. a.*): *elytra* covering the greater portion of the abdomen and margined: *head* projecting: *thorax* flattish and margined: *body* oval or parallelopiped.

The *Silphæ* feed on dead carcasses and the excrements of animals; they have generally a fetid smell, and when taken they discharge by the mouth or the anus a drop of black liquor of a very disgusting odour; this liquor serves to accelerate the putrefaction of the matters on which they feed. The larvæ live in the earth in dung-hills and dead carcasses; they have six short feet; the head is small, armed with strong jaws; they undergo their transformations underground.

Sp. 1. *Silpha Vespillo*. (Pl. 2. fig. 6.) Oblong and black: the clypeus orbicular and unequal: the elytra marked with two ferruginous fasciæ.

This species is subject to great variety in size. It is infested with *Acari*; it flies very swiftly with its elytra erect. The elytra are shorter than the abdomen. It feeds on carrion, and a small dead animal is soon visited by a number of this species, which join in burying it after they have deposited their eggs in its body. Thus a mole or a mouse is often buried by the industry of four or five of them in the space of four-and-twenty hours. They scoop out the earth all round and below the animal, which gradually sinks down; and while the agents are invisible, we see the effect by the disappearance of the carcass.

Sp. 2. *Silpha quadripunctata*. (Pl. 2. fig. 7.) Black: elytra and thorax yellow, with two black spots on each elytron: head, antennæ and legs black.

Found at the roots of oak trees in the winter, and in the foliage in the months of May, June, and July.

Genus 10. NITIDULA, Fabr.

Antennæ clavated: the *club* solid: *elytra* marginated: *head* prominent: *thorax* flattish and marginated.

In the former editions of the *Systema Naturæ* the insects of this genus were included in the genus *Silpha*, the habits of which they greatly resemble, being found in decayed animal substances, under the bark of trees, bones, &c.

Sp. 1. *Nit. discoidea*. Black: the thorax marginated: the disk of the elytra ferruginous: length $1\frac{1}{2}$ lin. (Pl. 2. fig. 5.)

The species of this genus are numerous, subject to great variety, and require a minute examination.

Genus 11. OPATRUM, Fabr.

Antennæ moniliform, growing thicker at the end: *elytra* marginated: *head* prominent: *thorax* flattish and marginated.

The insects of this genus are found in sandy situations in May, June, and July.—They were arranged with the *Silphæ* by Linné.

Sp. 1. *Opat. sabulosum*. Brown: thorax emarginate: elytra dentated, with three elevated lines. (Pl. 2. fig. 3. a. *antennæ magnified*.)

Genus 12. TRITOMA, Fabr.

Antennæ clavated: *club* perfoliated (Pl. 2. fig. 9. a.): *lip* emarginate: *anterior pulpi* securiform: *body* much elevated: *thorax* flat.

Of this genus we have but one species at present known in this country, which inhabits fungi: I once took them in profusion at Coombe Wood in the month of March.

Sp. 1. *Trit. bipustulatum*. Black: the elytra with a scarlet spot on the shoulder, in which is a small black dot. (Pl. 2. fig. 9.)

Genus 13. CASSIDA.

Antennæ moniliform: *thorax* and *elytra* margined: *head* concealed under the *thorax*: *body* above gibbous, beneath flat and margined.

Of this genus we have several species, some of which are very brilliant in colours, which disappear when the insect dies, but are said to revive when put in warm water.

The larvæ of these insects are found under the leaves of the plants on which they feed: by means of the lateral spines and bristle at the end of the tail they form a kind of parasol with their own excrements to shelter themselves from the sun and rain, and probably to screen themselves from their enemies.

Sp. 1. *Cass. maculata*. The *elytra* vary in colour, the young state of the insect being green, and as it advances in age gradually approaching to red spotted with black: black on the under side. *C. murrae* of Marsham is only a variety of this. (*Pl.* 2. *fig.* 10.)

Genus 14. COCCINELLA.

Antennæ clavated: the *club* solid: *maxillary palpi* terminated by a large securiform joint: *body* hemispherical: *thorax* and *elytra* margined: *abdomen* flat.

The insects of this genus are commonly called in England Lady-cows, or Lady-birds. The larvæ feed chiefly on the *Aphides* or plant-lice, and are very serviceable in clearing vegetables of the myriads with which they are often infested. Mr. Marsham in his *Entomologia Britannica* has described 50 species, two-thirds of which only are genuine. So great is the variety in the species of this genus, that by a close examination scarcely two specimens will be found alike: this shows the necessity of collecting varieties, for by this means species may be decided upon; I should therefore strongly recommend the young entomologist never to disregard them, as they tend greatly to the advancement of the science, and certainly enrich a collection. Mr. Stephens (the author of the continuation to the ornithological part of Shaw's *Zoology*, and a most excellent entomologist,) for some years past has paid great attention to this genus of insects; and it his intention to lay his observations before the Linnean Society.

Sp. 1. *Cocc. 14-guttata*. *Elytra* red: with fourteen white dots: *antennæ* and eyes black: the spots on the *elytra* form four lines; the first line contains two spots, the second six, the third four, and the last two. Inhabits willows. (*Pl.* 2. *fig.* 11.)

Genus 15. CHRYSOMELA.

Antennæ moniliform: *palpi* six, thickest at their extremity: *thorax* margined, but not the *elytra*: *body* for the most part ovate.

The insects of this genus are in general adorned with shining and splendid colours. They live on leaves, but do not eat the nervures.

Their larvæ are in general of an oval shape, somewhat elongated and soft, with six feet near the head. The last joint of their feet or tarsi consists of four articulations, which in most cases serve for sexual distinctions, the tarsi of the fore feet being considerably broader in the males than in the females. This numerous and beautiful tribe is found in almost every situation: their motion is slow; and some of them when caught emit an oily liquor of a disagreeable smell.

In this genus of Linné we find many insects that differ widely from the generic character given above, which form many natural families consisting of numerous genera, the characters of which will be given in the system proposed by Dr. Leach.

Sp. 1. *Chrys. coriaria*. Apterous, oval; varies in colour from a dark blue to a black. It is a very common species, and may be found on heaths from April to June in abundance. (*Pl. 2. fig. 12.*)

Sp. 2. *Chrys. Tanaceti*. Black and punctured: the antennæ and feet black. (*Pl. 2. fig. 13.*) *Galeruca Tanaceti*, *Gcoffroy*, *Latreille*, *Fabricius*, *Olivier*, and *Leach*.

Sp. 3. *Chrys. merdigera*. (*Pl. 2. fig. 14.*) *Auchenia merdigera*, *Marsham*. Inhabits the white lily.

Genus 16. CRYPTOCEPHALUS, *Fabr.*

Antennæ filiform: *palpi* four: *thorax* margined, but not the *elytra*: *body* nearly cylindrical.

The insects of this genus in some of the sections into which it has been divided by Gmelin resemble the preceding in form and manners, and were accordingly in the former editions of the *Systema Naturæ* arranged with *Chrysomelæ*. Mr. Marsham's *Auchenia*, *Crioceris*, and *Tillus*, are separated from this genus.

Sp. 1. *Crypt. Lincola*. Body black: *elytra* red, with a black line on each. (*Pl. 2. fig. 15.*)

Genus 17. HISPA.

Antennæ cylindrical, approximate at the base and seated between the eyes: *palpi* fusiform: *thorax* and *elytra* often spinous or toothed.

Sp. 1. *Hispa mutica*. (*Pl. 2. fig. 16.*) *Orthocerus muticus*, *Latr.* Inhabits sandy situations.

Genus 18. BRUCHUS.

Antennæ filiform: *palpi* equal and filiform: *lip* acuminate.

Sp. 1. *Bruchus Pisi*. *Elytra* black, with white spots; the extremity white, with two black dots. (*Pl. 2. fig. 17.*)

Inhabits Europe, and is very destructive to fields of peas.

Genus 19. CURCULIO.

Antennæ clavated, situated on the rostrum: *palpi* four, filiform.

The insects of this genus are very numerous, and subject to great diversity in form and colours. Mr. Marsham has described 234 species in his *Entomologia Britannica*, some of which are but varieties. Many species have been discovered since his work was written, and the number is probably doubled.

Sp. 1. *Curc. nitens*. Oblong, dark-violet: thorax and elytra of a blueish green. (*Pl. 2. fig. 18.*)

Inhabits Europe; is found in England on the white-thorn in woods in the month of May.

Sp. 2. *Curc. Pyri*. Bronzed with a changeable colour of yellow, red, and green: legs rufous. (*Pl. 2. fig. 19.*)

Inhabits the nut-tree, but is very local.

Sp. 3. *Curc. Nucum*. Grey-brown; rostrum as long as the body.

Inhabits the nut-tree; the larva is frequently found in the hazel nut. (*Pl. 2. fig. 20.*)

Sp. 4. *Curc. Scrophulariæ*. The coleoptra with two black spots on the back. (*Pl. 2. fig. 21.*)

Inhabits the *Scrophularia* in marshes.

Genus 20. ATTELABUS.

Antennæ moniliform; thickest towards the apex: *head* inclined, and acuminate behind.

Sp. 1. *Att. Coryli*. Black; elytra red and reticulated. (*Pl. 2. fig. 22.*)

Inhabits Europe: is found on the hazel; the leaves of which the larva rolls up into a cylinder, close at both ends. The form of the head in this insect is remarkable: it is shaped like a long triangle; the acute angle attached to the thorax, the eyes in the other two angles, and from the base the rostrum arises.

Genus 21. NOTOXUS, Fabr. MELOE, Linn. LYTTA, Marsh.

Antennæ filiform; *palpi* four, securiform: *maxilla* with one dent or tooth.

Sp. 1. *Not. monoceros*. The thorax projecting like a horn over the head. (*Pl. 2. fig. 23. a.* head, thorax, and *antennæ* magnified.)

Inhabits sand-pits, is rare near London. This species has been taken in profusion on the sandy sea shores of South Wales.

Genus 22. CERAMBYX.

Antennæ setaceous: *palpi* four: *thorax* spinous or gibbous: *clytra* linear.

This is a numerous genus: it has therefore been divided into several

genera by later writers. Few of them are natives of Britain. Their larvæ live in wood, which they perforate and consume. They are the favourite food of the woodpecker. They have shorter feet than the larvæ of most other *Coleoptera*. The antennæ are often longer than the whole body, being in some species four times its length.

Sp. 1. *Cer. moschatus*.

Inhabits Europe. In England it frequently occurs on willow-trees in June.

Sp. 2. *Cer. Textor*.

Inhabits Europe. This is esteemed a very rare British insect; it occurs on willows at the Efford Mills, near Lynnington in Hampshire, and near Bristol. (*Pl. 2. fig. 24.*)

Sp. 3. *Cer. arcuatus*. The elytra with four yellow fasciæ; the first interrupted, the others arched backwards. (*Pl. 2. fig. 25.*)

Inhabits Europe. Is found on the trunks of trees, but is rare in Britain.

GENUS 23. LEPTURA.

Antennæ setaceous: *palpi* four, filiform: *elytra* attenuated towards the apex: *thorax* somewhat cylindrical.

Sp. 1. *Lept. quadrijasciata*. Black; elytra testaceous with four black fasciæ. (*Pl. 2. fig. 26.*)

Inhabits Europe. In Britain it is found in the woods of Kent on umbelliferous plants.

Sp. 2. *Lept. Nymphææ*. Hind thighs toothed: thorax and elytra coppery: body cinereous, downy.

Inhabits Europe. May frequently be found in ditches on the leaves of *Nymphæa alba* in the month of May. (*Pl. 2. fig. 27.*)

GENUS 24. NECYDALIS.

Antennæ setaceous or filiform: *palpi* four, filiform: *elytra* smaller than the wings.

Sp. 1. *Necyd. cærulea*. Elytra subulate: abdomen blue: hind thighs of the male clavate, arcuate; those of the female simple. (*Pl. 2. fig. 28.*)

Inhabits flowers in woods and chalk-pits.

GENUS 25. LAMPYRIS.

Antennæ filiform: (*Pl. 3. fig. 1. a.*) *palpi* four: *elytra* flexible: *thorax* flat, semioval, concealing and surrounding the head: the sides of the abdomen with papillary folds: the females for the most part are destitute of wings and elytra, and resemble herbivorous larvæ.

Sp. 1. *Lamp. noctiluca*, Glow-worm. Oblong and brown; the thorax ash-coloured. (*Pl. 3. fig. 1. male, fig. 2. female.*)

Inhabits woods, heaths, and grassy banks in the months of June and July; the female alone is luminous. The light, which is phos-

phoric, proceeds from the last segment but one of the abdomen, and seems intended to attract the male. *Lampyris splendidula* is said to inhabit this country, but I have not yet seen any British specimen: I should therefore advise those entomologists residing at a distance from London to collect all the specimens they can obtain, and carefully examine them: the males may be taken in profusion in the evenings of the above months, if a few females be put in the entomologist's folding-net as he walks in the above places of an evening.

GENUS 26. PYROCHROA, *Fabr. Gmel.*

Antennæ pectinate: *thorax* orbicular: *body* elongate, depressed. The prevailing colour in this genus is red and black.

Sp. 1. *Pyroch. coccinea*. Black: *thorax* and *elytra* of a bright scarlet red; the *antennæ* strongly pectinate.

Inhabits the woods of Kent in the months of June and July. (*Pl.* 3, *fig.* 3.)

Sp. 2. *Pyroch. rubens*. Black: *thorax* and *elytra* of a duller red than the preceding species.

A very common insect in the months of May and June, and may be found in most hedges where white-thorn grows.

GENUS 27. CANTHARIS.

Antennæ filiform; *thorax* (in most species) marginated; *elytra* flexible; the sides of the abdomen with papillary folds.

This is an extremely rapacious genus, preying upon other insects, and even its own tribe.

Sp. 1. *Canth. fusca*. *Thorax* red, with a black spot; *elytra* brown. (*Pl.* 3, *fig.* 4.)

This is a numerous tribe, and forms several natural genera of modern authors.

Sp. 2. *Canth. biguttata*. *Thorax* black in the middle; *elytra* greenish-bronze; red at the apex. (*Pl.* 3, *fig.* 5.)

This insect is furnished with two red obtuse vesicles at the base of the abdomen, and two at the apex of the thorax, which are raised and depressed alternately. Common on various plants in woods in the months of May and June.

GENUS 28. ELATER.

Antennæ filiform: *palpi* four, securiform: *mandibles* notched, or bifid at their extremities.

Many of the coleopterous insects have a great difficulty in restoring themselves when laid on their back; the apparatus with which the insects of this genus are provided for that purpose is singular and curious. An elastic spring or spine projects from the hinder extremity of the breast, and there is a groove or cavity in the anterior part of the ab-

domen. When laid on its back, the insect raises and sustains itself on the anterior part of the head and the extremity of the body, by which means the spine is removed from the groove where it is lodged when in its natural position; then suddenly bending its body, the spine is struck with force across a small ridge or elevation, into the cavity from whence it was withdrawn, by which shock, the parts of the body before sustained in the air are so forcibly beat against whatever the insect is laid on, as to cause it to spring or rebound to a considerable distance. The antennæ are lodged in a cavity scooped out of the under side of the head and thorax, probably to preserve them from injury when the insect falls, after its singular leap. The larvæ reside in decayed wood.

Sp. 1. *Elat. sanguineus*. Black; thorax smooth and shining: elytra of a blood red colour. (Pl. 3. fig. 6.)

Inhabits decayed oaks, and has been found in abundance under the bark of trees in June, in the New Forest of Hampshire, which is a most excellent and fertile county for insects.

Sp. 2. *Elat. cyaneus*. Blue, varying from a purple to a greenish hue: elytra striated and finely punctured. (Pl. 3. fig. 7.)

Inhabits gravel-pits in the months of May and June, under stones, clods of earth and conglomerated masses, by turning up of which the entomologist will frequently find other insects equally rare.

GENUS 29. CICINDELA.

Antennæ setaceous: *palpi* six, filiform; the posterior ones hairy: *mandibles* projecting with many dents: *eyes* prominent: *thorax* rounded and marginated.

This is in general a very beautiful tribe of insects; they are found in dry sandy places, and prey with the most ravenous ferocity upon all weaker insects which come in their way. The larva is soft and white, with six feet, and two tubercles on its back which assist it in retreating with its prey; the head is brown and scaly, and armed with a pair of large jaws. It lurks in a round perpendicular hole in the ground, with its head at the entrance, to draw in and devour whatever insects may come near or fall into it.

Sp. 1. *Cicind. campestris*. Green; the elytra with five white dots.

Inhabits sand-pits and other hot and dry places from April to July.

Sp. 2. *Cicind. sylvatica*. (Pl. 3. fig. 3.)

GENUS 30. BUPRESTIS.

Antennæ filiform, serrated; the length of the thorax: *palpi* four, filiform; the last articulation obtuse and truncated: *head* partly retracted within the thorax. (Pl. 3. fig. 9.)

Few of this numerous genus are natives of Britain. Many of the exotic species are remarkable for their rich metallic colours, having fre-

quently the appearance of the most highly polished gold or copper: the larvæ live in wood.

Sp. 1. *Bupr. biguttata*. Green above, blue-green beneath; scutellum transversely impressed; apex of the elytra serrated; a white villose spot on each side of the suture, and three on the sides of the abdomen.

In England it is rather rare, but was once observed in very great abundance, by Dr. Latham, in Darent-wood, Kent.

Genus 31. HYDROPHILUS, *Fabr.* DYTISCUS, *Linn.*

Antennæ clavated, *club* perfoliate: *palpi* four, filiform: *hinder feet* ciliated and formed for swimming, with minute claws.

The insects of this genus live in water and moist places. They may be seen in ponds during the summer and calm mild days in winter, frequently rising to the surface for fresh air; they swim well, and when laid on their backs restore themselves by whirling round; they rest in the shade, keep in the water during the day, come abroad in the evening, and are sometimes found sitting on the plants by the edge; they fly by night; after having been long out of the water they cannot dive but with difficulty: the foremost feet of the males have a hemispherical appendage. The larvæ always live in the water, and are the crocodiles of their class, killing not only aquatic insects but even fishes.

Sp. 1. *Hydroph. piceus*. Black; the sternum channelled and spiny behind.

Hydroph. piceus. *Leach*, from the *Linnean MSS.*

This is the largest British species of the genus. The larva lives in still waters and ponds; is about an inch and a half in length; black; its head smooth and chesnut-coloured; with six short slender feet, which are actually placed on the back, and a tapering tail through which it respire.—In the month of July it is said to attain its utmost size, and leaving the water, creeps upon the dry ground to a heap of dung, (cow-dung if it be near,) and makes a hole under it pretty deep, and so wide that it can lie in it rolled up in a circle, and there it changes into its pupa state. About the middle of August the perfect insect appears. Like most of the aquatic insects it lives through the winter, diving deep into the mud in the most inclement weather.

Sp. 2. *Hydroph. caraboides*. (*Pl. 3. fig. 16.*)

Genus 32. DYTISCUS.

Antennæ setaceous; *palpi* six, filiform: *hind feet* villous, formed for swimming, with the claws very minute. (*Pl. 3. fig. 13, 14 & 15.*)

The insects of this genus are very numerous, and are well deserving the attention of the entomologist. In Dr. Leach's system they are divided into several very natural genera: they are found in almost every

pond, ditch, and rivulet, but many of the species are very local: they may be obtained in the above-mentioned situations at all seasons of the year.

Genus 33. CARABUS.

Antennæ filiform; *palpi* six, the last articulation obtuse and truncated: *thorax* obcordate, truncated at the apex, and marginated: *elytra* marginated.

Mr. Marsham has described 109 British species of this genus: the generality of them are found on the ground, under stones, in sand-pits &c. a few are found in trees, feeding on the larvæ of *Lepidoptera*. The whole of this tribe are very voracious, preying on all insects which they can overcome; they discharge, when taken, a brown caustic and fetid liquor: many of them want wings; though their *elytra* in general are separate and moveable: their larvæ live in putrid wood, among mosses, in the earth, &c.

Pl. 3. fig. 17, 18, 19, & 20. belong to this genus of Linné. They are types of so many genera, the characters of which are given in the system of Dr. Leach.

Genus 34. TENEBRIO.

Antennæ moniliform; the last articulation nearly round: *thorax* with a small degree of convexity, and marginated: *head* standing out: *elytra* somewhat rigid.

Sp. 1. *Teneb. Molitor*. Brownish-black; the anterior thighs the thickest. (*Pl. 4. fig. 1.*)

The larvæ of this insect are called *Meal-worms*, and are found in meal, bakers' ovens, dry bread, &c. They are of a pale colour, smooth, with thirteen segments, soft; and are the favourite food of nightingales, and other *Motacilla*.

Genus 35. BLAPS, *Fabr., Marsh.* TENEBRIO, *Linn.*

Antennæ filiform; *palpi* four: *thorax* with a small degree of convexity, and marginated: *head* standing out: *elytra* somewhat rigid: *wings* (in most species) wanting.

Sp. 1. *Bl. mortisaga*. Black; coleoptra ending in a point, and smooth; the antennæ moniliform at the apex.

This species wants the wings: it walks slowly, and is therefore called the slow-legged beetle: when taken it emits a certain colourless but very fetid liquor.

Genus 36. LYTTA, *Fabr.* MELOE, *Linn.*

Antennæ filiform: *palpi* four, unequal, the hind ones clavated: *thorax* somewhat round: *head* inflected and gibbous: *elytra* soft and flexible.

Sp. 1. *Lyttu vesicatoria*. Green; the antennæ black. (*Pl. 4. fig. 5.*)

Inhabits the south of Europe, and is occasionally found in Britain.

This is the common Spanish fly: it is found on the privet, the ash, the elder, the poplar, &c. It is so light when dried that fifty of them scarcely weigh a dram.

GENUS 37. MELOE.

Antennæ moniliform: *thorax* nearly round: *elytra* soft, flexible, and shorter than the abdomen: *head* inflected, gibbous. (*Pl. 4. fig. 7.*)

Sp. 1. *Mel. Proscarabæus*. Of a violet colour,

Found in spring, particularly in open sandy fields, feeding on the different species of *Ranunculus*, &c.; its ova have an agreeable smell; when touched, there issues from it a very limpid yellowish oil, which is exceedingly diuretic, and when mixed with honey or oil has been recommended in cases of hydrophobia.

GENUS 38. MORDELLA.

Antennæ moniliform or pectinated: *palpi* four, the anterior ones clavated, the hinder filiform: when frightened, it hides its head beneath the thorax: *elytra* narrower towards the apex, and slightly curved: before the thighs a broad plate at the base of the abdomen.

The insects of this genus inhabit flowers.

Sp. 1. *Mord. fasciata*. (*Pl. 4. fig. 8.*)

GENUS 39. STAPHYLINUS.

I shall omit the generic character of Linné, and refer the student to those genera given in Dr. Leach's system. Mr. Marsham has described only 87 species of this very extensive family: 500 species at least are found to be natives of this country, many of which are exceedingly minute, but very interesting. (*Pl. 4. fig. 10, 11, 12, 13 & 14.*)

GENUS 40. FORFICULA.

Antennæ setaceous: *palpi* unequal and filiform: *elytra* truncated and shorter than the abdomen, the extremity of which is armed with forceps.

Sp. 1. *Forf. auricularia*, Earwig.

Order II. HEMIPTERA.

Many of the insects of this Order are furnished with a rostrum which is inflected and bent inwards towards the breast. Their wing-cases are *hemelytrata*, or of a substance less hard than those of the preceding order; they do not meet together and form a longitudinal suture, but have some part of their anterior margins crossed or laid one over the other.

GENUS 41. BLATTA.

Head inflected: *antennæ* setaceous: *palpi* unequal, filiform: *elytra* and *wings* flat, and nearly coriaceous: *thorax* nearly flat, orbicular, and marginated: *feet* formed for running: *two horns* above the tail in most species. (*Pl. 4. fig. 17.*)

Sp. 1. *Bl. orientalis*, Black-beetle or Cock-roach.

This insect was originally a native of South America, but is now very generally spread throughout Europe. It cannot be considered a British insect, though it frequents kitchens, ovens, and warm places, and devours meal, bread, and other provisions, shoes, &c. It conceals itself during the day, and comes abroad in the night; it runs quickly, and is very tenacious of life. They are killed by red wafers.

GENUS 42. GRYLLUS.

Head inflected, furnished with maxillæ and filiform *palpi*: *antennæ* setaceous or filiform: *wings* four, deflected and convoluted; the under ones folded: *hind legs* formed for leaping: *two claws* on all the feet.

Sp. 1. *Gr. flavipes*. (*Pl. 4. fig. 19.*)

Inhabits marshes, but is very local in Britain.

GENUS 43. CICADA.

Rostrum inflected: *antennæ* setaceous: *wings* four, membranaceous and deflected: *feet* formed for leaping. (*Pl. 5. fig. 1 & 2.*)

Sp. 1. *Cic. viridis*. Elytra green: head yellow, with black dots.

Inhabits aquatic plants in ditches.

GENUS 44. NOTONECTA.

Rostrum inflected: *antenna* shorter than the thorax: *wings* four, folded together crosswise; coriaceous at the base: *hinder feet* ciliated, formed for swimming.

The insects of this and the following genus live in water, feeding on aquatic animalcula; the larva and pupa have each six feet; they are active, and swim like the perfect insect; the former wants wings, the latter has the rudiments of them. (*Pl. 5. fig. 3.*)

Sp. 1. *Not. minutissima*. Grey; the head brown: the elytra truncated. Inhabits ponds.

GENUS 45. NEPA.

Rostrum inflected: *antennæ* short: *wings* four, folded crosswise, the anterior part of them coriaceous: the *two fore feet* cheliform; the others formed for walking.

Sp. 1. *Nepa cinerea*. Of an ash colour: the thorax unequal: the body oblong, ovate. (*Pl. 5. fig. 4.*)

Inhabits ponds and ditches; is very common in Britain throughout the year.

Genus 46. CIMEX.

Rostrum inflected: *antennæ* longer than the thorax: *wings* four, folded crosswise; the upper ones coriaceous in the anterior part: *back* flat: *thorax* marginated: *feet* formed for running. (*Pl. 5. fig. 6, 7, 8.*)

The insects of this genus, whether as larvæ or in the perfect state, feed for the most part on the juices of plants; some on the larvæ of other animals: they have in general a very disagreeable smell. The larvæ and pupæ have six feet; they are active, and walk about like the perfect insect: the former has no wings, the latter has the rudiments of them. A great number of species are found in Britain.

Sp. 1. *Cimex lectularius*. Without wings.

Inhabits Europe.

This insect (the bed-bug) is unhappily but too well known, and was an inhabitant of Europe prior to the Christian æra; at least it is mentioned by Aristophanes and other Greek writers. Southall says it was hardly known in London before 1670; but there is good authority for asserting that it was common enough there before the great fire in 1666. It is a nocturnal animal, very fetid; seldom, though sometimes, found with wings; easily killed when taken alive. Bugs are said to be expelled in a variety of ways, viz. by charcoal and oil of turpentine, soft soap, or hard pomatum.

Genus 47. APHIS.

Rostrum inflected: the *vagina* with five articulations and a single seta: *antennæ* setaceous, longer than the thorax: *wings* four, erect, or none: *feet* formed for walking: the *abdomen* generally armed with two horns. (*Pl. 5. fig. 9.*)

The insects of this genus are small and defenceless; but very noxious animals, and most remarkable for the singularities in their history and manners. They seldom appear before autumn, when the males impregnate their females, which soon thereafter lay eggs or rather a sort of capsule in which the young *Aphides* lie already perfectly formed, but do not break their shell till the following spring. When they appear, it is very remarkable that they are almost wholly females, with hardly a male to be seen during the whole spring and summer. Notwithstanding this, all these female *Aphides* without any communication with a male are able to propagate their species, and seem to have received the genial influence not merely for themselves alone but for their posterity to the ninth generation. During the whole summer they are viviparous; and if a young *Aphis* be taken immediately upon exclusion from the mother, and kept apart, it will produce young; which young, if also kept apart, will likewise produce, and so on, without the presence of a male. Towards autumn, however, this singular fructification begins to lose its wonderful effects; the *Aphides* cease to bring

forth females only; males likewise are produced, which immediately celebrate their nuptial rite, that is to communicate fertility to the whole female posterity of the following summer.

Genus 48. CHERMES.

The *rostrum* rising from the breast with a vagina and three inflected setæ: *antennæ* cylindrical, longer than the thorax: *wings* four, deflexed; *thorax* gibbous: *feet* formed for leaping. (*Pl. 5. fig. 10.*)

The larvæ of the insects of this genus are furnished with feet and generally covered with down. In the perfect state they greatly resemble the *Aphides*.

Genus 49. COCCUS.

Antennæ filiform: *abdomen* furnished with two setæ: *rostrum* rising from the breast with a vagina and setæ: *two erect wings* in the males; none in the females. (*Pl. 5. fig. 11.*)

Sp. 1. *Coccus Cacti*.

This insect, so useful when properly prepared to painters and dyers, is a native of South America, where it is found on several species of *Cactus*, particularly the *Cactus Opuntia* or Prickly-pear. The insects are collected in a wooden bowl, thickly spread from thence upon a flat dish of earthenware, and placed alive over a charcoal fire, where they are slowly roasted until the downy covering disappears and the aqueous juices of the animal are totally evaporated. During this operation the insects are continually stirred about with a tin ladle, and sometimes water is sprinkled upon them to prevent absolute torrefaction, which would destroy the colour and reduce the insect to a coal; but a little habit teaches when to remove them from the fire. They then appear like so many dark, round, reddish grains, and take the name of Cochineal, preserving so little the original form of the insect that this precious dye was long known and sought in Europe before naturalists had determined whether it was animal, vegetable, or a mineral substance.

Genus 50. THIRIPS.

Rostrum indistinct: *antennæ* filiform, of the length of the thorax: *body* linear: *abdomen* curved upwards: *wings* four, straight, lying upon the back; longitudinal, narrow, and somewhat crossed. (*Pl. 5. fig. 12.*)

The insects of this genus are small, and are found on the flowers of various plants.

Order III. LEPIDOPTERA. (GLOSSATA, Fabr.)

The insects of this order contain the butterflies, moths, and hawk-moths; have all four wings covered with scales or a sort of farina: they have a mouth (the jaws of which have lately been discovered, de-

scribed and figured by Savigny in his *Mémoires sur les Animaux sans Vertèbres*, Paris, 1816.), with palpi, a spiral tongue; the body covered with hair. The scales resemble feathers: they lie over one another in an imbricated manner, the shaft towards the body of the insect and the expansion towards the end of the wing, reflecting the most brilliant colours.

Genus 51. PAPILIO.

Antennæ clavate, gradually thickening towards their extremity: *wings* when at rest erect and meeting upwards. All the insects of this genus fly in the day-time.

Linné in a peculiar and instructive manner divided this beautiful and numerous tribe into sections, instituted from the habit or general appearance, and in some degree from the distribution of the colour of the wings.

Sp. 1. *Pap. Machaon*.

This is an insect of great beauty, and may be considered as the only British species of *Papilio*. It is well known to collectors by the title of the Swallow-tailed butterfly, and is of a beautiful yellow, with black spots or patches along the upper edge of the superior wings; all the wings are bordered with a deep edging of black, decorated by a double row of crescent-shaped spots, of which the upper row is blue and the lower yellow. The under wings are tailed, and are marked at the inner angle or tip with a round red spot bordered with blue and black. The larva of this species feeds on fennel and other umbelliferous plants. It is of a green colour encircled with numerous black bands spotted with red, and is furnished on the top of the head with a pair of short tentacula of a red colour. In the month of July it changes into the chrysalis or pupa state, fixed to some part of the plant on which it feeds, and in the month of August the perfect insect appears. It frequently happens that two broods of this butterfly are produced in the same summer; one in May, having been in the pupa state all the winter, the other in August from the pupa of July. (*Pl. 6. fig. 1.*)

Genus 52. SPHINX.

Antennæ attenuated at each end: *tongue* in most species stretched out: *palpi* two: *wings* deflected.

Some of the species of this genus are the largest of lepidopterous insects. They fly very swift, for the most part early in the morning and late in the evening, some of the smaller species during the day.

Sp. 1. *Sphinx Elpenor*, Elephant Hawk. (*Pl. 6. fig. 2.*)

Genus 53. PHALÆNA.

Antennæ setaceous, and gradually tapering from the base to the tip: *tongue* spiral: the *wings* when at rest are generally deflected.

Moths fly abroad only in the evening and during the night, and obtain their food from the nectar of flowers. The larva is active and quick in motion, and preys voraciously on the leaves of plants.

Sp. 1. *P. Quercus*. Bombyx Quercus, Fabr. (Pl. 6. fig. 3.)

Order IV. NEUROPTERA.

The insects of this Order have four membranaceous wings, generally transparent with strong nervures. At the tail they have often an appendage like pincers, but no sting.

Genus 54. LIBELLULA, Dragon-fly.

Mouth armed with jaws, more than two: *lip* trifid: *antennæ* shorter than the thorax; very slender and filiform: *wings* extended: the *tail* of the male is furnished with a hooked forceps.

The insects of this genus are well known; they are remarkable for a long slender body and wings standing out at right angles. The larvæ have six feet, and move with great activity in the water: at the mouth they are furnished with an articulated forceps: they are very voracious, and are the crocodiles of aquatic insects. The larvæ and pupæ are not very different; the latter have the rudiments of wings: in a fine day in June, a person standing by a pond may observe them approach the bank for the purpose of changing their element. Having crawled up a blade of grass or bit of dry wood, the skin of the pupa grows parched and splits at the upper part of the thorax. The insect issues forth gradually, throws off its slough, in a few minutes expands its wings, flutters, and then flies off. The sexual parts in the male are placed under the thorax; in the female at the extremity of the body.

Sp. 1. *L. quadrimaculata*. (Pl. 7. fig. 1.)

Inhabits the banks of ponds, but is not common.

Genus 55. EPHEMERA.

Mouth without mandibles: *palpi* four, very short, and filiform: *maxilla* short, membranaceous, cylindrical, connected with the lip: *antennæ* short, and subulated: *two large stemmata* above the eyes: *wings* erect, the hind ones very small: *setæ* at the tail.

Sp. 1. *E. vulgata*. (Pl. 7. fig. 2.)

This is the largest of the British species. In the evenings in the month of June it assembles in vast numbers under trees near waters, and seems to divert itself for hours together, ascending and descending in the air as if dancing. In the neighbourhood of Luz, in Carniola, these insects are produced in such quantities, that when they die they are gathered to manure the land by the country-people, who think they have been unsuccessful if each does not procure twenty cart-loads of them for that purpose. Their larvæ are the favourite food of fresh-

water fishes, as are also the flies: they are more numerous in running than in standing waters.

GENUS 56. PIIRYGANEA.

Mouth with a horny, short, arched, acute mandible, without teeth; and a membranaceous maxilla: *palpi* four: *stemmata* three: *antennæ* setaceous, longer than the thorax: *wings* incumbent; the hinder ones folded. (*Pl. 7. fig. 3.*)

GENUS 57. HEMEROBIUS.

Mouth with a straight horny mandible: a cylindrical, straight, cleft *maxilla*: *lip* stretched forward and entire: four projecting, unequal, filiform *palpi*: no *stemmata*: *wings* deflected, not folded: *antennæ* setaceous, projecting, and longer than the thorax, which is convex.

The species of this genus in all their stages feed upon small insects, especially the *Aphides*; their larvæ have six feet; in most species they are oval and hairy; the pupæ are inactive, and inclosed in a case. The eggs are deposited on leaves in the midst of *Aphides*; they are supported on small pedicles and set in the form of bunches. The larvæ attain their growth in fifteen or sixteen days, and the *pupa incompleta* remains for three weeks before the fly comes forth.

Sp. 1. *H. Chrysops*. (*Pl. 7. fig. 4.*) *Chrysops maculata*, *Leach*.

GENUS 58. PANORPA.

Mouth stretched out into a cylindrical horny rostrum: the *mandible* is without teeth: *maxille* bifid at the apex: *lip* elongated, and covering the whole mouth: *palpi* four, nearly equal: *stemmata* three: *antennæ* filiform: the *tail* of the male armed with a *chela*, that of the female unarmed.

Sp. 1. *P. communis*. (*Pl. 7. fig. 5. a. chela magnified.*)

GENUS 59. RAPIDIA.

Mouth with an arched, dentated, horny *mandible*: a cylindrical, obtuse horny *maxilla*: a rounded, entire, and horny *lip*: *palpi* four, very short, nearly equal, and filiform: *stemmata* three: *wings* deflected: *antennæ* filiform, of the length of the thorax; elongated before, and cylindrical: *tail* of the female with a lax recurved seta. (*Pl. 7. fig. 6.*)

Order V. HYMENOPTERA.

Wings four, membranaceous: *mouth* with *maxillæ*, and some of them likewise a tongue. Between the large eyes they have generally three *stemmata*. At the extremity of the abdomen the females of several of the genera have an aculeus or sting, that lies concealed within the abdomen, which is used as a weapon, and instils into the wound an acid poison: those which want the sting, are furnished with an oviduct, that

is often exerted, and with which the eggs are deposited either in the bodies of the caterpillars of other insects, or in wood. From these eggs the larvæ are produced, which in some have no feet; in others more than sixteen. They change to *pupæ incompletæ*, which are inclosed in cases. Some of the insects of this Order live in societies, others are solitary.

Genus 60. CYNIPS.

Mouth with a short membranaceous maxilla with one dent: an arched horny *mandible* cleft at the apex: a short, cylindrical, entire, horny *lip*: four short unequal *palpi*: *antennæ* moniliform, aculeus spiral, and in general hidden within the body.

The *Cynips* pierce the leaves, &c. of plants with their sting, and deposit their eggs in the wound; the extravasated juices rise round it and form a gall, which becomes hard, and in this the larva lives and feeds, and changes to a pupa.

Sp. 1. *C. Quercus folii*. (Pl. 3. fig. 1.)

The larva is found in galls, adhering to the under side of oak leaves, of the size of hazel-nuts.

Genus 61. TENTHREDO.

Mouth with a horny arched mandible, dentated within: *maxillæ* obtuse at the apex: *lip* cylindrical and trifid: *palpi* four, unequal, and filiform.

The larvæ of the insects of this genus have from sixteen to twenty-eight feet; a round head: when touched they roll themselves together. They feed on the leaves of plants. When full-grown, they make, sometimes in the earth and sometimes between the leaves of the plant on which they feed, a net-work case, and within it change to a *pupa incompleta*, which for the most part remains during the winter in the earth. The species are very numerous, and consist of many natural genera.

Sp. 1. *T. Scrophulariæ*. (Pl. 3. fig. 2.)

Inhabits the Water Betony.

Genus 62. SIREX.

Mouth with a thick, horny mandible, truncated at the apex, and denticulated: an incurved, acuminate, cylindrical, ciliated *maxilla*, and a *lip*, both of them membranaceous and entire; the whole short: *palpi* four, the hind ones the longest, increasing towards their apex: *antennæ* filiform, with more than twenty-four equal articulations: *oviduct* exerted, stiff, and serrated: *abdomen* sessile, terminating in a point or spine: *wings* lanceolated, and not folded.

Sp. 1. *S. Gigas*. (Pl. 3. fig. 3.)

Genus 63. ICHNEUMON.

Mouth with a straight membranaceous, bifid maxilla, rounded at the apex, dilated, ciliated, and horny: an arched, acute, horny *mandible*,

without teeth: *lip* cylindrical, emarginated, horny, and membranaceous at the apex: *palpi* four, unequal, filiform: *antennæ* setaceous.

The insects of this genus lay their eggs in the bodies of caterpillars or pupæ, which are there hatched: the larvæ have no feet; they are soft and cylindrical, and feed on the substance of the caterpillar; this last continues to feed, and even to undergo its change into a chrysalis, but never turns to a perfect insect: when the larvæ of the ichneumon are full grown they issue forth, spin themselves a silky web, and change into a *pupa incompleta*, and in a few days the fly appears. The genus is very numerous, upwards of 300 species are found in this country.

Sp. 1. *I. Manifestator*. (Pl. 3. fig. 4.)

Genus 64. SPIEX.

Mouth with an entire maxilla: a horny, incurved, dentated mandible: a horny *lip*, membranaceous at the apex: *palpi* four: *antennæ* filiform: the *aculeus* or *sting* concealed within the abdomen.

The insects of this genus form their cells in sand-banks, and they are occasionally found on umbelliferous plants; the larva is soft, without feet, and lives in the bodies of dead insects in which the mother had previously deposited her eggs.

Sp. 1. *S. sabulosa*. (Pl. 3. fig. 5.)

Inhabits sand-banks: is common in Norfolk, Suffolk, and the Hampshire coast, in June and July.

Genus 65. CHRYSIS.

Mouth horny and porrected: the *maxillæ* linear, much longer than the *lip* which is emarginated: *palpi* four, unequal and filiform: *antennæ* filiform, the first articulation the longest, the remainder short: *body* shining and finely punctured, the abdomen arched underneath; the extremity, in most species, dentated: the *sting* somewhat exerted: *wings* not folded.

The species of this genus inhabit sand-banks, old walls, or decayed wood. They rarely appear but in the middle of the day, and then only when the sun shines.

Sp. 1. *C. bidentata*. (Pl. 3. fig. 7.)

Genus 66. VESPA, Wasp.

Mouth horny; *maxillæ* compressed; *palpi* four, unequal and filiform: *antennæ* filiform, the first articulation the longest, and cylindrical; *eyes* shaped like a crescent; *body* smooth; the *sting* hid within the abdomen; the upper *wings* folded in both sexes.

The insects of this genus live in society; they prey on insects that have naked wings, particularly bees and flies; the larva is soft and without feet; the pupa is motionless. Wasps make a hive of a substance like paper formed of wood reduced to a paste; the combs are horizontal,

and have only one row of hexagonal cells, flat at bottom, the mouth turned downwards, which serve only for holding the young. Every hive is begun by a mother, who at first deposits a few eggs, from which neuters are produced, or working wasps, who assist her in increasing her work and in feeding the young afterwards produced. Neither males nor females are produced till towards the month of September. Before that time there are none in the nest but the female and the neuters she has engendered. The females remain in the nest. The males do no work. Wasps feed their larvæ with insects, meat, and the fragments of fruits. Towards autumn they are said to kill such of the larvæ and pupæ as cannot come to perfection before the month of November. The males and neuters perish themselves during winter, and none remain but a few impregnated females to perpetuate the species.

Sp. 1. *V. Crabro*, the Hornet Wasp. (Pl. 3. fig. 8.)

Inhabits Europe, generally forming its nest in the trunks of trees.

Some little caution is necessary in taking the insects of this species, as without care the entomologist is subject to be stung by them. I have found that the bag net (Pl. 11. fig. 4.) is the best means of taking them. The insects when secured in the net, should be gently trodden upon, not sufficiently to injure, but merely to numb them; a pin should then be passed through the thorax, and the insect placed in the pocket box.

Genus 67. *APIS*, *Bee*.

Mouth horny: *maxillæ* and *labium* membranaceous at the apex: *tongue* inflected: *pulpi* four, unequal and filiform: *antennæ* filiform: *wings* not folded: *aculeus* in the females and neuters concealed in the abdomen.

Sp. 1. *A. retusa*, Linn. (female) *pennipes*, (male) (Pl. 3. fig. 9. male.)

Mr. Kirby has described upwards of 200 indigenous species of this genus in his admirable work entitled *Monographia Apum Angliæ*, 2 vols. 8vo. This work is indispensable in the library of every entomologist.

Genus 68. *FORMICA*, *Ant*.

Pulpi four, unequal, with cylindrical articulations, seated on a sub-membranaceous cylindrical lip: *antennæ* filiform; between the thorax and the abdomen a small erect scale: the *sting* concealed in the abdomen, and possessed only by the females and neuters. The males and females only have wings.

All the species of this genus are of three sorts, males, females, and neuters. The neuters alone labour; they form the ant-hill, bring in the provisions, feed the young, bring them to the air during the day, carry them back at night, defend them against attacks, &c. The females are said to be retained merely for laying eggs, and as soon as that is accomplished they are unmercifully discarded. The males and females perish with the first cold; the neuters lie torpid in their nest.

Sp. 1. *F. hecuculanca*. (Pl. 3. fig. 10.)

Genus 69. MUTILLA.

Mouth horny, without a tongue: *maxilla* membranaceous at the apex, the lip projecting, obconical, bearing on its apex four unequal *palpi* with obconical articulations: *antennæ* filiform. In general the males are winged, and the females are apterous: *body* pubescent: *sting* concealed.

Sp. 1. *Mutilla europæa*. (Pl. 3. fig. 11. male.)

Order VI. DIPTERA.

This Order includes all those insects that have but two wings, and behind, or below them, two globular bodies, supported on slender pedicles called *Halteres* or poisers. At the mouth they have a proboscis, sometimes contained in a vagina, and sometimes furnished at its sides with two palpi but no maxilla. Their eyes are reticulated and large. The females, in general, lay eggs, but some are viviparous; the larvæ of the insects of this order are as various in their appearance as the places in which they are bred. In general they do not cast their skins, but change into a pupa state.

Genus 70. OESTRUS, *Gad-fly*.

Haustellum retracted within the lips, which are tumid and grown together with a small pore and no palpi; the *vagina* is membranaceous, cylindrical, obtuse, including three membranaceous *setæ*, which are flexible, short, and reflected; *antennæ* short and setaceous.

The insects of this genus lay their eggs in the nostrils or in the skins of horses, oxen, rein-deer, goats, and sheep; their larva is bred, and feeds on the fat of these animals, or on the matter which is generated in the wound. It is soft and without feet: in some species it has at the extremity two hooks, which it uses to assist it in walking. These hooks are wanting in the larvæ which reside in the skins of oxen and rein-deer. When full grown the larvæ let themselves fall on the ground, they enter the earth and change into an oval hard pupa. The perfect insect takes no food. [Mr. Braey Clark has written an excellent paper on the insects of this genus, published in the third volume of the *Transactions of the Linnean Society*; which has been re-published with additional remarks, and entitled an Essay on the Bots of Horses, &c. 4to, 1815.]

Sp. 1. *O. Bovis*. (Pl. 9. fig. 1.)

Genus 71. TIPULA.

Mouth furnished with a very short proboscis, membranaceous, grooved on the back, and receiving a bristle; a short *haustellum* without a *vagina*; two incurved *palpi*, equal, filiform, and longer than the head; *antennæ* in most species filiform.

The insects of this genus live on garbage; the larvæ have no feet, they are cylindrical and soft; they feed on the roots of plants under which they live; the pupæ are motionless and cylindrical, with two horns before, dentated behind. Some species live in the water, and either swim or roll themselves up in a case.

Sp. 1. *T. oleracea*. (Pl. 9. fig. 2.)

Genus 72. MUSCA.

Mouth with a fleshy exerted proboscis; two equal *lips* and a *haustellum* furnished with setæ, and two short *palpi*; *antennæ* in most species short.

Sp. 1. *M. inanis*. (Pl. 9. fig. 3.)

Genus 73. TABANUS.

Mouth with a straight exerted membranaceous proboscis, ending in an ovate capitulum or knob; with two equal *lips*; *haustellum* projecting, exerted, and received into a groove in the back of the proboscis; *vagina* univalve, with five setæ and two equal *palpi*, the last articulation of which is thicker than the rest; *antennæ* short, approximate, cylindrical, with seven articulations; the third generally largest, and armed with a lateral dent.

The insects of this genus suck the blood of animals. They are of a dull plain appearance, but their large eyes are in general beautifully coloured—these colours fade after they are dead.

Sp. 1. *T. tropicus*. (Pl. 9. fig. 4.)

Genus 74. CULEX, the Gnat.

With an exerted, univalve, flexible *vagina*; five setæ; *palpi* two, consisting of three articulations; *antennæ* filiform.

Sp. 1. *C. pipiens*. (Pl. 9. fig. 5.)

Inhabits Europe and the northern parts of Asia and America.

This insect is frequent in the neighbourhood of waters and marshy places. In southern regions there is a larger species which is known by the name of *Musquetoe*. Its bite is painful, raising a considerable degree of inflammation, and its continual piping note is exceedingly irksome where it abounds, especially during the night. When it settles to inflict the wound and draw the blood, it raises its hind pair of feet. In Lapland, the injuries the inhabitants sustain from it are amply repaid by the vast numbers of water-fowl and wild-fowl which it attracts, as it forms the favourite food of their young.

Genus 75. EMPIS.

Haustellum inflected; *vagina* univalve, with three setæ and a proboscis; *palpi* short and filiform; *antennæ* setaceous.

The changes of these insects are unknown; they are common on

flowers and in gardens; their head is small and round, the thorax gibbous, the feet long, the proboscis small and inflected.

Sp. 1. *E. pennipes*. (Pl. 9. fig. 6.)

Genus 76. CONORS.

Mouth with a porrected, geniculated rostrum; *antennæ* clavated; the *clava* acuminated.

Sp. 1. *C. macrocephala*. (Pl. 9. fig. 8.)

Genus 77. ASILUS.

Mouth with a straight, horny, bivalve *haustellum*, which is gibbous at the base; *antennæ* filiform.

The insects of this genus live by preying on those of the Dipterous and Lepidopterous orders. When they are at rest, their wings in general are incumbent on the abdomen, which is long and small, often hairy, particularly the feet, and these end in small claws. Their larvæ feed in the earth, on the roots of plants: they change into a *pupa courctata*, beset with setæ.

Sp. 1. *A. crabroniformis*. (Pl. 9. fig. 9.)

Genus 78. BOMBYLIUS.

Mouth with a very long setaceous, straight, bivalve *haustellum*; the valves unequal, with three setæ; *two short hairy palpi*; *antennæ* subulnated, united at the base.

The insects of this genus, while they fly, suck the nectarous juices of flowers.

Sp. 1. *B. major*. (Pl. 9. fig. 10.)

Genus 79. HIPPOBOSCA.

Mouth with a short, cylindrical, bivalve *haustellum*; the valves equal; *antennæ* filiform; *feet* with several claws.

The insects of this genus live by sucking the blood of animals; and stick so fast to their skins, that they must be torn before they can be taken off.

Sp. 1. *H. equina*. (Pl. 9. fig. 11.)

Order VII. APTERA.

In this Order Linné arranged (if we except the Flea, Louse, and Lepisma,) animals widely different from genuine insects: I shall only enumerate the names of Linné, and the Classes they constitute. The characters of the numerous tribes and genera into which they are distributed, are fully detailed in the article "*Annulosa*" in the Supplement to *Encyc. Brit.* vol. 1. part 2.

The following genera belong to the Class *Insecta*, the characters of of

which will be found in Dr. Leach's System, viz. LEPISMA, PODURA, PEDICULUS, PULEX, and TERMES. Genera ACARUS, PHALANGIUM, ARANEA, and SCORPIO, belong to the Class *Arachnoidæ*. Genera CANCER, MONOCULUS, and ONISCUS, to the Class *Crustacea*: SCOLOPENDRA and JULUS, to the *Myriapoda*. The characters of the above enumerated Classes will be given hereafter.

☞ It should be observed that those of the above genera, to which are affixed the names of other authors, are not to be found in the writings of Linné, but have been adopted in the various translations and editions since the twelfth of the *Systema Naturæ*; and are generally received by those who adhere to that system. The following synoptical view from the 12th edition of the *Systema Naturæ*, will show the extent of Entomology as left by Linné himself.

Order I. COLEOPTERA.

* *Antennæ clavated or gradually increasing.*

SCARABÆUS, LUCANUS, DERMESTES, HISTER, BYRRHUS, GYRINUS, ATTELABUS, CURCULIO, SILPHA, COCCINELLA.

** *Antennæ filiform.*

BRUCHUS, CASSIDA, PTINUS, CHRYSOMELA, HISPA, MELOE, TENEBRIO, LAMPYRIS, MORDELLA, STAPHYLINUS.

*** *Antennæ setaceous.*

CERAMBYX, LEPTURA, CANTHARIS, ELATER, CICINDELA, BUPRESTES, DYTISCUS, CARABUS, NECYDALIS, FORFICULA.

Order II. HEMIPTERA.

BLATTA, GRYLLUS, CICADA, NOTONECTA, NEPA, CIMEX, APHIS, CHERMES, COCCUS, THRIPS.

Order III. LEPIDOPTERA.

PAPILIO, SPHINX, PHALÆNA.

Order IV. NEUROPTERA.

LIBELLULA, EPHEMERA, PHRYGANEÆ, HEMEROBIUS, PANORPA, RAPHIDIA.

Order V. HYMENOPTERA.

CYNIPS, TENTHREDO, SIREX, ICHNEUMON, SPIEX, CHRYSIS, VESPA, APIS, FORMICA, MUTILLA.

Order VI. DIPTERA.

ÆSTRUS, TIPULA, MUSCA, TABANUS, CULEX, EMPIS, CONOPS, ASILUS, BOMBYLIUS, HIPPOBOSCA.

Order VII. APTERA.

The genera of the animals of this Order are already enumerated; any further observation will therefore be unnecessary.

ON THE

DIVISION OF ANIMALS FROM THEIR ORGANIZATION.

It is the object of comparative anatomy to point out the difference which each organ presents when considered in every animal: but this exposition would prove very tedious and intricate, were we obliged at every step to enumerate all the animals in which particular organs have a uniform structure. It is certainly much more convenient to indicate them all at once under the name of a class or genus which may comprehend the whole: but to enable us to form this arrangement, it is necessary that all the animals which compose a genus or a class, should possess some resemblance not only in one, but in all their organs.

Nature never oversteps the bounds which the necessary conditions of existence prescribe to her: but whenever she is unconfined by these conditions, she displays all her fertility and variety. Never departing from the small number of combinations that are possible between the essential modifications of important organs, she seems to sport with infinite caprice in all the accessory parts. In these there appears no necessity for a particular form or disposition. It even frequently happens that particular forms and dispositions are created without any apparent view to utility. It seems sufficient that they should be possible; that is to say, that they do not destroy the harmony of the whole.

Among these numerous combinations there are necessarily many which have common parts, and there are always a certain number which exhibit very few differences. By the comparison therefore of those which resemble each other, we may establish a kind of series which will appear to descend gradually from a primitive type. These considerations are the foundations of the ideas from which certain naturalists have formed a *scale of beings*, the object of which is to exhibit the most perfect, and terminating with the most simple kind of organization—with that which possesses the least numerous and most common properties; so that the mind passes from one link of the chain to the other, almost without perceiving any interval, and, as it were, by insensible shades.

The object of system is to reduce a science to its simplest terms; by reducing the propositions it comprehends to the greatest degree of generality of which they are susceptible. A good method in comparative anatomy must, therefore, be such as will enable us to assign to each class and to each of its subdivisions, some qualities common to the greater part of the organs. This object is to be attained by two different means, which may serve to prove or verify one another. The first, and that to which all men will naturally have recourse, is to proceed from the observations of species to uniting them in genera, and

to collecting them into a superior order, according as we find ourselves conducted to that classification by a view of the whole of their attributes. The second, and that which the greater part of modern naturalists have employed, is to fix beforehand upon certain bases of divisions, agreeably to which, beings, when observed, are arranged in their proper places.

The first mode cannot mislead us; but it is applicable only to those beings of which we have a perfect knowledge: the second is more generally practised, but it is subject to error. When the bases that have been adopted remain consistent with the combinations which observation discovers, and when the same foundations are again pointed out by the results deduced from observation, the two means are then in unison, and we may be certain that the method is good. On the anatomy of animals, science is most deeply indebted to the learned, acute, and indefatigable Cuvier, who has contributed more than all others, (save Hunter,) to our accurate knowledge of the characters on which the classes are founded. The whole animal kingdom is by Cuvier divided into four great types:—

1st. That of the animals which have their brain and the principal part of their nervous system inclosed within vertebræ, and their muscles attached to a bony skeleton. - - - - VERTEBROSA.

2dly. Those that have no skeleton; whose muscles are attached to their skin, and whose nervous system is irregular in its form and distribution. - - - - MOLLUSCA.

3dly. Those that have no skeleton; whose muscles are attached to their skin, which is hard, or to processes proceeding from it; and whose nervous system consists of a series of knots or ganglia, brought into communication by two longitudinal nervous cords. - ANNULATA.

4thly. Those whose bodies are radiated, and in whom no nervous system has been discovered, and who have but one opening for the reception and rejection of their food. - - RADIATA or ZOOPHYTES.

The animals which come under my observations in this work, belong to the type *Annulata*, and the classes to which they belong may readily be distinguished by the following characters.

	<i>* Gills for respiration.</i>	<i>Classes.</i>
Legs sixteen: antennæ two or four.	- -	1. CRUSTACEA.
	<i>** Sacs for respiration.</i>	
Legs twelve: antennæ none:	- -	3. ARACHNÖIDEA.
	<i>*** Trachææ for respiration.</i>	
	a. <i>No antennæ.</i>	
- - - - -	- -	4. ACARI.
	b. <i>Two antennæ.</i>	
Six thoracic legs: abdomen also bearing legs:	- -	2. MYRIAPODA.
Six thoracic and no abdominal legs	- -	5. INSECTA.

Class I. CRUSTACEA.

HISTORY.—“All the *Crustacea*, as their name imports, are covered by integuments composed of crustaceous materials, more earthy than those which envelope the *Myriapoda*, the *Arachnoidca*, and *Insecta*. The greater portion of these animals live on putrid or decomposing animal substances, and in all the sexes are distinct.”

To the kindness and liberality of my much respected friend Dr. Leach, I am indebted for the above passage and following review (which he has since published in the *eleventh volume of the Dictionnaire des Sciences Naturelles*) of the rise and progress of *Crustacea*; which is selected from his valuable manuscripts.

“The ancients were well acquainted with the *Malacostraca* (*Μαλακοστράχοι*), which they placed between the Mollusca and Fishes. Aristotle has dedicated a chapter to the species known to him: Athenæus has enumerated those used as food; and Hippocrates has made mention of such species as were considered to be useful in medicine. To the observations of Aristotle very little was added by Pliny; and from his time until that of Rondeletius, Belon, Gesner, Aldrovandus and Johnson, (who likewise placed them between the Mollusca and Fishes,) little or nothing was done that tends in any way to illustrate their natural history or structure. Linné, in the first (1735) and subsequent editions of his *Systema Naturæ*, placed all the *Crustacea* amongst the apterous insects, in the genera *Monoculus*, *Cancer*, and *Oniscus*.

“The *Crustacea* were arranged by Brisson (*Regnum Animale*) along with the *Myriapoda* and *Arachnoidca*, being placed between the Fishes and Insects, under the Class *Crustacea*.

“Fabricius in his *Systema Entomologicæ* (1775) distributed these animals into two Classes: 1. SYNGNATHA, comprehending *Monoculus* and *Oniscus*, which he associated with *Ephemera*, *Phryganca*, *Podura*, *Tenthredo*, and other genuine Insects: 2. AGONATA, containing *Cancer*, *Pagurus*, *Scyllarus*, *Astacus*, and *Gammarus*, to which he also added *Scorpio*. The same author in his *Species* (1781) and *Mantissa Insectorum* (1787) maintained the same general distribution; adding in the former of those works the genus *Squilla*, and in the latter *Hippa*, removing in each work the genus *Scorpio* from the *Agonata*. In the second volume of his *Entomologia Systematica* (1793) his class *Syngnatha* contained only genuine Insects, the *Onisci* being removed to a new division named *Mitosata*, where they were associated with the *Myriapoda*; the rest he still placed with the *Agonata*, to which he added the genus *Limulus*, *Cymothoa* and *Galathea*.

“Latreille in his *Précis des Caractères des Insectes* (1796) (a work which commences a new æra in the science of Entomology, and in which, for the first time, the distribution of Insects into families is indicated), considered the *Crustacea* as forming three Classes or Orders

of Insects: 1. Les *Entomostracés* (of Müller): 2. Les *Crustacés*: 3. Les *Myriapodes*.

“In that excellent little work *Le Tableau Elementaire de l’Histoire Naturelle des Animaux*, par G. Cuvier (1797), the *Crustacea* are arranged with the *Insecta*, *Arachnoidæ*, and *Myriapoda*, under a division entitled ‘*Insectes pourvus de Mâchoires, et sans Ailes,*’ where they are placed at the head of the Insects, in a limited and well defined section (A.), which he afterwards, in his *Leçons d’Anatomie Comparée*, established on anatomical principles, as a distinct class, named *Crustacés*.

“In 1798 Fabricius published a Supplement to his last work, in which, by the aid of the Baron de Daldorff, he established several new genera, and amended the arrangement of the whole.

“Lamarck in his *Système des Animaux sans Vertèbres* (1801) adopted the *Crustacea* as a peculiar class. This system was adopted by

“Bosc, who in the same year published his *Histoire Naturelle des Crustacés faisant Suite à l’édition de Buffon par Castel*, in which for the first time we are made acquainted with his interesting genus *Zôca*.

“Latreille in his *Histoire Naturelle des Crustacés et des Insectes*, tom. 3. (1802,) adopted the class *Crustacea*, and distributed the genera composing it into two subclasses: 1. *Entomostracés*: 2. *Malacostracés*: excluding however the *Tetracéres*, (*Asellidæ*, and *Oniscidæ*), which he referred to a sub-class of Insects.

“Duméril (*Zoologie Analytique*, 1806) arranged these animals into 1. *Entomostracés*, and 2. *Astucoides*, excluding *Oniscus*, *Armadillo*, &c. which he placed with the apterous insects.

“Latreille in the same year produced his celebrated *Genera Crustaceorum et Insectorum*, where they are divided into *Entomostraca* and *Malacostraca*, the *Tetracera* being referred to the Insects.

“The same author in his *Considerations Générales*, &c. (1810) followed the same divisions, referring however the *Tetracera* to the *Arachnoidæ*.

“In the seventh volume of the *Edinburgh Encyclopædia*, article ‘*Crustaceology*,’ Dr. Leach distributed the *Crustacea* into three Orders: 1. *Entomostraca*: 2. *Malacostraca*: 3. *Myriapoda*: in which the *Tetracera* were included. In the Appendix, however, he divided the *Tetracera* from the *Myriapoda* (which he established as a distinct Class), and placed them with the *Malacostraca* in an Order named *Gasteruri*, where they were associated with the *Gammeridæ*, and considered the *Malacostraca* and *Entomostraca* as sub-classes. This opinion he has since maintained in a paper published in the eleventh volume of the *Transactions of the Linnean Society of London*, in the first volume of the Supplement to the *Encyclopædia Britannica*, and in the *Bulletin des Sciences* for 1816.

“Blainville in his *Prodrome d’une Nouvelle Distribution Systematique* (*Bull. des Sciences*, &c. 1816) has arranged the *Crustacea* into three Classes: 1. *Décapodes*: 2. *Heteropodes*: 3. *Tetradecapodes*.”

Class I. CRUSTACEA.

CLASSIFICATION.—The *Crustacea* form two large groups or subclasses. The first of these, the *Malacostraca*, have a pair of mandibles and two pair of maxillæ bearing palpi, and eight pair of legs furnished with branchiæ at their bases: all the genera that do not present the above characters are referred to the artificial assemblage denominated *Entomostraca*.

Subclass 1. ENTOMOSTRACA.—*Legs* branchial, or furnished with appendages: *mandibles* wanting or generally simple: *eyes* sessile or pedunculated.

Subclass 2. MALACOSTRACA.—*Legs* simple, without appendages: *mandibles* palpigerous: *eyes* pedunculated or sessile.

Subclass 1. ENTOMOSTRACA.

The animals of this subclass are but little known, and consequently their arrangement is extremely imperfect. Some of the genera are parasitic, being found on the bodies of other animals, and some even undergo transformation during their growth.

The following arrangement is artificial, but is well calculated to enable the student to discover the Genera.

Division I.—*Body covered by a horizontal shield: eyes sessile.*

Subdivision 1.—*Shell composed of but one part.*

* *With jaws.*

Genus 1. APUS, Cuvier, Latr., Leach. *Apus*, Scopoli.

Shell crustaceous-membranaceous, orbiculate-ovate, behind deeply emarginate: the *back* (with the exception of the anterior part) carinated: *eyes* two, inserted at the anterior and middle part of the back; somewhat prominent, slightly lunate, approaching each other, especially anteriorly, where they touch each other: *antennæ* two, short, somewhat filiform, biarticulated, scarcely exerted, inserted behind the mandibles: *mandibulæ* two, corneous, somewhat cylindrical, short, hollow within, points arcuated and compressed, the extreme apex straight and very much denticulated: *legs* branchial and very numerous.

The *Api* inhabit stagnant waters and ponds.

Sp. 1. *Ap. Montaguï*. Carina of the shell produced into a point behind: anterior legs with articulated setæ: no lamella between the caudal setæ. *Enycl. Brit. Sup. i. Pl. 20.*

Inhabits England near Christchurch in Hampshire, where it was discovered by Montagu, and was named after him by Leach.

Apus productus of Latreille is synonymous with the Linnean *Monoculus Apus*.

** *With a rostrum, but no jaws: antennæ two.*

Genus 2. CALIGUS, Müll., Latr., Bosc, Leach.

Shell coriaceous-membranaceous, bipartite; the anterior segment inversely cordiform, very deeply notched behind (the notch receiving the hinder segment, which is round), the anterior part subproduced, notched; the lacinia at their base externally bearing antennæ: *antennæ* biarticulate, the first joint thickest, the second with a simple seta at its extremity: *abdomen* narrower than the thorax, with its base contracted and bearing the hinder legs, its extremity on each side with a rounded process of the length of the body: *rostrum* rounded, rather more slender towards its apex, which is obtuse: *legs* fourteen, anterior; second and fourth pairs with a strong claw; the second pair short; the third slender, elongate, the last joint double, with unequal lacinia; the fifth, with the last joint on one side setose, the setæ ciliated on each side; the sixth with a double triarticulated tarsus, the last joints on each side setose, the setæ ciliated on each side; the seventh pair with its last joint trifid: the hinder segment of the *thorax* beneath, terminated by a large broad lamella, ciliated behind.

Sp. 1. *Cul. Mülleri*. Leach, *Encycl. Brit. Supp.*, vol. 1. *Pl.* 20.

Inhabits the common cod-fish.

Genus 3. PANDARUS, Leach. CALIGUS, Müll., Latr., Bosc.

Shell coriaceous-membranaceous, composed of but one part, deeply notched behind; the angles acute; the middle of the notch toothed; anteriorly narrower, rounded, with a process on each side externally bearing the antennæ: *antennæ* composed of two joints, the second joint terminated by several setæ: *abdomen* somewhat narrower than the shell, the base above with two transverse lamellæ, the first of which is four-lobed, the second bilobate: the *apex* notched, with two filaments longer than the body, with a lamella at their base above: *rostrum* elongate, attenuated, inserted behind the anterior legs: *legs* fourteen; anterior pair short, terminated by a short claw, and arising from beneath an ovate process; second pair with a double, unequal tarsus; third pair without any determinate form, without any claw; fourth pair bifid; fifth and six pairs bifid, their coxæ connected by a lamella; seventh pair bifid, the exterior lacinia longest, with a notch externally towards its apex.

Sp. 1. *Pand. bicolor*. Shell and the middle of the abdominal lamellæ black; tail with filaments double the length of the body.

Pandarus bicolor. Leach, *Encycl. Brit. Supp.*, vol. 1. *Pl.* 20.

Inhabits the *Squalus galeus* of Linné.

Genus 4. ANTHOSOMA, Leach.

Shell coriaceous-membranaceous, unipartite, rounded before and behind; the anterior part as if uni-lobate, the lobe higher than the shell, behind on each side, bearing the antennæ: *antennæ* six-jointed: *abdo-*

men much narrower than the shell, on every side imbricated with membranaceous, foliaceous lamellæ, which surround or embrace it: two of the lamellæ are dorsal, the one being placed over the other; the other lamellæ are placed on the sides of the belly, three on each side; apex of the abdomen terminated by two very long filaments, and with two shorter filaments below them: *rostrum* elongato-cylindric, inserted behind the anterior legs, furnished at its extremity with two straight corneous mandibles: *legs* six; anterior pair three-jointed, the second joint near the apex above unidentate, the last terminated by a claw; second pair triarticulated, the last joint ovate, compressed; third pair biarticulate, the second joint very thick, internally dentated, armed at its extremity by a strong claw.

Sp. 1. *Anth. Smithii*. Leach, *Encycl. Brit. Supp.* vol. 1. *Pl.* 20.

This species was discovered sticking to a shark which was thrown ashore on the coast of Exmouth, in Devon, by T. Smith, esq.

Division II.—*Body covered by a bivalve shell: eyes sessile.*

Subdivision 1.—*Head porrected.*

Genus 5. DAPHNIA, Müll., Latr., Bosc, Leach.

Eye one only: *antennæ* two, branching.

Sp. 1. *Daph. Pulex*. Tail inflexed: shell mucronate behind.

Monoculus *Pulex*. Linné, Fabr.

Inhabits ponds and marshes.

Subdivision 2.—*Head concealed.*

Genus 6. CYPRIS, Müll., Latr., Bosc, Leach.

Antennæ terminated by a brush.

The animals of this genus inhabit pools and ditches containing pure water; they swim with very great rapidity, and whilst in motion conceal their whole body within their shell, which is truly bivalve.

Sp. 1. *Cyp. conchacca*. Shell ovate, tomentose.

Monoculus *conchaceus*. Linn., Fabr. *Cypris pubera*, Müll. *Cypris conchacea*, Latr., Leach.

Inhabits France, Germany, and England.

Genus 7. CYTHERE, Müll., Latr., Bosc, Leach.

Antennæ simply pilose.

This genus was first discovered and established by Müller, who first observed all the species described in his *Entomostraca*. It is distinguished from *Cypris* by the antennæ, which are not terminated by a pencil of hairs. The legs are eight in number, and are rarely drawn within the shell, which is really bivalve.

The *Cytheres* have no tail, and their antennæ, like those of the *Cyprides*, have their articulations pilose. They have but one eye. All the species inhabit the sea, and may be found among the *confervæ*

and corallines, which fill the pools left by the tide in most of the rocky coasts of Europe.

Sp. 1. *Cyth. viridis*. Shell reniform, velvety, and green.

Inhabits the European ocean. Is occasionally found on the shores of Scotland amongst *fuci* and *confervæ*.

Division III.—*Body covered neither by a bivalve shell nor shield. Eye one, sessile.*

Genus 8. CYCLOPS. Müll., Lam., Latr., Bosc, Leach.

Body ovate-conic, elongate: *eye* one, situate on the thorax: *antennæ* four, simple: *legs* eight.

All the animals of this genus inhabit fresh waters. The females carry their eggs in a pouch resembling a bunch of grapes on each side of the tail. The organs of generation of the male are placed in the antennæ; those of the female, beneath the belly, at the base of the tail, which is abruptly narrower than the abdomen. The antennæ are hairy at the base of their joints.

Sp. 1. *Cyc. Geoffroyii*. Tail straight and bifid; colour brownish.

Monoculus quadricornis. Linné, Fabr. Cyclops quadricornis. Müll., Latr., Bosc. Cyclops Geoffroyii. Leach.

Genus 9. POLYPHEMUS. Müll., Latr., Bosc, Leach. CEPHALOCULUS. Lamarck.

Eye one, forming the head: *legs* ten; two bifid, elongate, and extended horizontally.

Sp. 1. *Pol. Oculus*. Body luteous, with a few blue spots.

The only species known of this genus. It inhabits lakes and marshes; and is subject to very considerable variation in size and colour.

Division IV.—*Body covered by neither a bivalve shell nor shield. Eyes pedunculated.*

Genus 10. BRANCHIOPODA. Lam., Latr., Bosc, Leach.

Body filiform and very soft: *head* divided from the thorax by a very narrow but distinct neck: *eyes* two, lateral: *antennæ* two, short, two-jointed, capillary, inserted behind and above the eyes: *front* with two moveable processes (which are broader towards the apex in the male sex), that are notched, those of the female furnished with a papilla at their point. The organs of generation are situate at the base of the tail.

Sp. 1. *Br. stagnalis*. Body transparent, of a light brown colour, slightly tinged with green or blue, particularly on the head and legs.

Cancer stagnalis. Linné.—An interesting account of this species is given by the late Dr. Shaw in the *Transactions of the Linnean Society of London*, vol. i.

Subclass II. MALACOSTRACA.

A very valuable work is now publishing by Dr. Leach, in quarto, and illustrated with highly finished engravings, entitled, MALACOSTRACA PODOPHTHALMA BRITANNIÆ, in which the whole of the indigenous species hitherto discovered of this subclass are figured. It is necessary to state that this gentleman has spared neither pains nor expense to render the work complete, having with unexampled zeal and perseverance amassed together one of the finest collections ever formed, which is, with the remainder of his cabinet, consisting of insects, shells, &c. deposited in the British Museum, and, under certain restrictions, may always be consulted by students of Zoology.

Legion I. PODOPHTHALMA.

“The *Malacostraca Podophtalma* include those animals which, in common language, are denominated Crabs, Lobsters, Cray-fish, Prawns, Pandals, and Shrimps, all of which have the power of reproducing their claws when they are lost.”

Order I. BRACHYURA.

- A. *Abdomen of the male five-jointed, the middle joint longest; of the female seven-jointed. Anterior pair of legs diductyle. (Shell truncate behind. Two anterior legs of the male clongate, of the female moderate.)*

Fam. I. CORYSTIDÆ. Leach.

Antennæ long, ciliated on each side.

Genus 1. CORYSTES. Latr., Leach.

External antennæ longer than the body; the third segment composed of elongate, cylindric joints: *external double palpi* with the external foot-stalk narrow; the second joint largest, having its internal side deeply emarginate: *anterior pair of legs*, of the male twice the length of the body, subcylindric, the hand gradually somewhat thicker and somewhat compressed; of the female, of the length of the body, with a compressed hand: *other legs* with tibiæ and tarsi of equal length: *claws* elongate, straight, acute, and longitudinally sulcated: *abdomen*, of the male, with the first joint linear-transverse; the second longer, and produced on each side; third, nearly equally quadrate; the fourth transverse, and narrower than the third; the fifth narrower, nearly triangular, with the tip rounded; of the female, with six joints transverse, arcuated in front; seventh triangular, with the apex rounded: *shell* oblong-ovate, anteriorly slightly rostrated, behind margined:

eyes not thicker than their bending-backward peduncles: *orbits* above with one fissure.

Sp. 1. *Cor. cassiveclannus*. Shell granulated, crenulated behind; front bifid; the sides tridentate.

Cancer cassiveclannus. *Penn. Brit. Zool.* iv. 6. t. 7. male and female. *Herbst*, i. 195. t. 12. f. 72. male. Cancer personatus. *Herbst*, 193. t. 12. f. 71. female. Alburnea dentata. *Fabr. Supp. Ent. Syst.* 398. *Bosc, Hist. Nat. des Crust.* ii. 4. Corystes dentatus. *Latr.* Corystes cassiveclannus. *Leach, Malac. Podoph. Brit.* t. 1.

Inhabits most of the sandy shores of the European ocean, and is often thrown up after heavy gales of wind.

Genus 2. ATELECYCLUS. *Leach, Latreille.*

External antennæ half the length of the body; the third segment composed of elongate and cylindric joints: *external double palpi* with the second joint of the internal footstalk shortest, with the internal apex produced, and the internal side notched towards the joint: *anterior legs* of the male longer than the body, with a compressed hand: *other legs* with tibiae and tarsi of equal lengths, furnished with elongate, quadrate nails that are longitudinally sulcated, having their tips naked, rounded and sharp, the hinder ones obscurely subcompressed: *abdomen* of the male with the first joint transverse, linear, twice the length of the second; the third much elongated, narrower towards its extremity, the apex nearly straight; the fourth subquadrate, with the anterior angles produced; fifth flask-shaped, with a very sharp extremity; of the female, with the first five joints transverse quadrate, anteriorly notched; the last elongate, subtriangular behind, subproduced: *shell* subcircular, the sides gradually converging into an angle behind; hinder part truncate and granulate-margined: *eyes* narrower than their footstalks; *orbits* behind with two fissures, below, with one.

Sp. 1. *At. heterodon*. Shell granulated, the sides with seven serrulated teeth, and other smaller teeth between some of the other teeth: front with three serrulated teeth, the middle of which is the largest. *Leach, Malac. Podoph. Brit.* tab. 2.

This elegant crab was discovered by Montagu on the southern coast of Devon, where it is not an uncommon species in deep water. To the fishermen it is well known by the name of *Old Man's Face Crab*.

FAM. II. PORTUNIDÆ. *Leach.*

Antennæ moderate, simple: *hinder pair of legs* with compressed claws.

Genus 3. PORTUMNUS. *Leach.*

Eyes not thicker than their peduncles: *orbits* entire: *anterior pair of legs* equal: *other legs* with compressed claws, internally towards their base dilated: *fifth pair* with a compressed, foliaceous, lanceolate claw:

abdomen of the male with the fourth joint elongate: *shell* with the transverse and longitudinal diameters the same.

Sp. 1. *Por. variegatus*. Shell obscurely granulated on each side, with five teeth, the second and third somewhat obsolete; front with three teeth; wrists internally with one tooth. *Leach, Malac. Podoph. Brit. t. 4.* male and female. Cancer latipes. *Penn. Brit. Zool. iv. 3. t. 1. f. 4.* female.

Planck first discovered this species on the shores of the Adriatic sea. It burrows beneath the sand, where it may be found by digging at low water, on most of our sandy shores.

When living it is most beautifully mottled, and the legs are of a luteous-orange colour.

Genus 4. CARCINUS. *Leach.*

Eyes narrower than their peduncles: *orbits* behind and beneath with one fissure: *anterior pair of legs* unequal, the hands externally smooth; *hinder pair* compressed, and slightly formed for swimming: *abdomen* of the male with the fourth joint transverse, and scarcely narrower than the third: *shell* with the transverse diameter greatest.

Sp. 1. *Car. Mænas*. Shell with five teeth on each side; front with three rounded teeth or lobes: hands with one tooth, wrist with a spine.

Cancer Mænas of authors. *Car. Mænas. Leach, Malac. Podoph. Brit. tab. 5.*

This most common species inhabits all the shores and estuaries of Britain. It burrows under the sand, or conceals itself beneath fuci and stones. It is sent to London in immense quantities, and is eaten by the poor.

Genus 5. PORTUNUS. *Fabr., Latr., Bosc, Lam., Leach.*

Eyes much thicker than their peduncles; *orbits* behind, with two fissures, below with one fissure: *abdomen* of the male with the fourth joint transverse: *anterior pair of legs* somewhat unequal, the hands externally with elevated lines, arms generally unarmed; *hinder pair* compressed, foliaceous, and formed for swimming: *shell* with the transverse diameter greatest; the sides with five, rarely with six, teeth.

* *Hinder claws* with an elevated longitudinal line; *external double palpi* with the second joint of their internal footstalk truncate at their internal apex.

2. *Orbits* at the insertion of the antennæ imperfect. *Wrists* bidentate.

Sp. 1. *Por. puber*. Antennæ half the length of the body: shell pubescent; front with many teeth.

Cancer puber. *Linneé.* Cancer velutinus. *Penn. Brit. Zool. iv. 3. pl. 4. fig. 8.* Portunus puber. *Leach, Mal. Podoph. Brit. tab. 6.*

Inhabits the southern coasts of Devon. In France it is used as an article of food.

b. *Orbit internally slightly imperfect. Wrists unidentate.*

Sp. 2. *Por. corrugatus*. Shell convex, with transverse serrate-granulate ciliated lines, the side with five teeth on each side, the three hinder of which are more acute; front trilobate, the lobes subgranulate-serrate, the middle one largest; hands above, unidentate; hinder claws with sharp points.

Cancer corrugatus. *Penn. Brit. Zool.* iv. pl. 5. fig. 9. *Portunus corrugatus*. *Leach, Trans. Linn. Soc.* xi. 315.—*Mal. Podoph. Brit.* tab. 7. fig. 1 & 2.

Inhabits the British seas.

** *Hinder claws without the elevated line. External double palpi with the internal apex of the second joint of the internal footstalk emarginate. Orbits internally beneath the insertion of the antenne imperfect.*

Sp. 3. *Por. marmoreus*. Shell convex, obsolete and slightly granulated, with five nearly equal teeth on each side; front with three equal teeth, with rounded points; hands smooth, with one tooth above; hinder tarsi with acute points.

Cancer (pinnatus) marmoreus. *Montagu's MSS.* *Portunus marmoreus*. *Leach, Malacost. Podoph. Brit.* tab. 8.

This elegant species, which derives its name from its colour, was discovered by G. Montagu, esq. It is very common on the sandy shores of southern Devon, from Torcross to the mouth of the river Ex, and is frequently found entangled in the shore-nets of the fishermen, or thrown on the shore after storms.

FAM. III. CANCERIDÆ. *Leach's MSS.*

Antennæ simple, short: *four hinder pair of legs* simple.

Genus 6. CANCER *of authors.*

External antennæ short, inserted between the internal canthus of the eye and the front; *internal antennæ* placed in foveolæ in the middle of the clypeus, with their peduncle nearly lunate: *external double palpi* with the second joint of the internal footstalk notched at the internal apex: *shell* emarginate behind; *orbits* behind with one fissure, and externally with one fold: beneath with one^r fissure, and externally with one fold: *anterior pair of legs* unequal.

Sp. 1. *Can. Pagurus*. Shell granulated with nine folds on each side; front with three lobes.

This species is the common crab of Britain. It is considered to be in season between Christmas and Easter, and about harvest, being much esteemed as an article of food. Its natural history is but little known. During the summer months it is very abundant on all our rocky coasts, especially where the water is deep. At low tide they are often found in holes of rocks in pairs, male and female; and if

the male be taken away, another will be found in the hole at the next recess of the tide. By knowing this fact, an experienced fisherman may twice a day take, with little trouble, a vast number of specimens, after having once discovered their haunts. In the winter they are supposed to burrow in the sand, or to retire to the deeper parts of the ocean. They are taken in wicker baskets, resembling mouse-traps, or in large nets with open meshes, which are placed at the bottom of the ocean and baited with garbage.

Genus 7. XANTHO. *Leach.*

External antennæ very short, inserted in the internal corner of the eye; *internal antennæ* received in a foveola under the prominent margin of the clypeus, the peduncle sublinear: *external double palpi*, with the second joint of the internal footstalk, notched at the internal apex: *shell* submarginated behind: *orbits* entire above, below externally with one fissure: *anterior pair of legs* unequal.

Sp. 1. *Xan. florida*. Wrists above, with two tubercles: shell on each side with four obtuse teeth, the interstices cut out: fingers black.

Montagu, Trans. Linn. Soc. xi. 85. t. 2. f. 1. Cancer incisus. Leach, Edin. Encycl. vii. 391. Xantho incisus. Leach, Edin. Encycl. vii. 430. Xantho florida. Leach, Trans. Linn. Soc. xi. 320.—Suppl. to Encycl. Brit. —Mal. Podoph. Brit. tab. 11.

B. *Abdomen in both sexes seven-jointed. Two anterior legs dilactyle.*

Division I. *Eight hinder legs simple, and alike in form.*

Fam. IV. PILUMNIDÆ. *Leach's MSS.*

Shell anteriorly arcuated, the sides converging to an angle: *two anterior legs* unequal.

Genus 3. PILUMNUS. *Leach.*

External double palpi with the second joint of the internal footstalk with the internal apex truncate emarginate: *claws* simple, with naked tips.

Sp. 1. *Pil. hirtellus*. Body and legs bristly: shell with five teeth on each side: claw somewhat muricated on the outside.

Cancer hirtellus. Linn., Penn., Leach, Edin. Encycl. Pilumnus hirtellus. Leach, Suppl. to Encycl. Brit. Leach, Mal. Podoph. Brit. tab. 12.

Inhabits the south coast of Devonshire.

Fam. V. OCYPODAIDÆ. *Leach's MSS.*

Shell quadrate or subquadrate: *eyes* inserted in the front.

* *Shell quadrate. Eyes with a long peduncle.*

Genus 9. PINNOTERES. *Latr., Bosc, Leach. ALPIÆUS. Daldorff.*
Antennæ very short (the first three joints largest), inserted in the interior corner of the eyes: *external double palpi*, with the internal foot-

stalk, one-jointed: *anterior pair of legs* unequal: *eyes* thick: *shell* ovate-orbicular, orbiculate-quadrate, or transverse subquadrate.

All the species of this most interesting genus inhabit the bivalve shells of the acephalous *Mollusca*, and were supposed by the ancients to be consentaneous inmates with the animal, bound by mutual interest.

Aristotle supposed them to act as sentinels, and believed that they guarded the *Pinna* (the animal in whose shell they were first observed) from the attacks of its enemies. Rondeletius and some other naturalists held the same opinion.

Sp. 1. *Pin. Cranchii*. Shell orbiculate-subquadrate, soft, very smooth, with the sides dilated behind: front straight, obscurely subemarginate: hands oblong below, and the thighs above with a ciliated line: thumb subarcuate: abdomen very broad; the sides of the segment arcuate; the second and following ones distinctly notched; the fifth segment somewhat broader; the last narrower than the preceding segment. *Female*.

Pinnoteres Cranchii. *Leach, Malacost. Podoph. Brit. tab. 11. fig. 4. 5.*

The male of this species, which was discovered by Mr. J. Cranch, whose name it bears, is unknown. It is distinguished from *P. Pisum* (the common species) by the form of the front of the shell, which is straight, and slightly notched; by the dilated hinder part of the shell, and by the abdomen, all the joints of which, excepting the first, are distinctly notched behind.

** *Shell quadrate. Eyes with a long peduncle.*

Genus 10. GONOPLAX. *Leach. Ocyroda. Bosc.*

Eyes terminating their peduncle: *anterior pair of legs* equal; of the male very long; of the female twice the length of the body: *antennæ* half the length of the body, inserted at the internal canthus of the eyes.

The animals of this genus inhabit the ocean, preferring such parts as have a slimy bottom. They burrow laterally in the clay or slime, making two entrances to their hole; entering by one and going out by the other.

Sp. 1. *Gon. bispinosa*. Shell on each side with two spines: arms above, and wrists internally, with one spine.

Cancer angulatus. *Penn. Brit. Zool. iv. t. 5. f. 10. Fabr. Suppl. Entom. Syst. 341. Ocyroda angulata. Bosc, Hist. Nat. des Crust. 1. 198.*

Gonoplax bispinosa. *Leach, Trans. Linn. Soc. xi. 323.—Edin. Encycl. —Supp. to Encycl. Brit.—Mal. Podoph. Brit. tab. 13.*

Inhabits the British sea. It is not uncommon at Salcombe and in Plymouth sound; and likewise occurs at Weymouth, and at Red Wharf in Anglesea.

Division II.—*Shell rostrated in front. Eight hinder legs alike, and simple.*

Fam. VI.—MAIADÆ, Leach.

Subdivision 1.—*Fingers deflexed.*

Genus 11. EURYNOME, Leach.

External antennæ rather long, with the first joint shorter than the second: *shell* verrucated, anteriorly terminated by a bifid rostrum with divaricating lacinia: *eyes* distant, thicker than their peduncle which is of moderate length: *external double palpi* with the interior point of the second joint of their internal footstalks truncate-emarginate: *anterior legs* equal; of the male, three times the length of the body; of the female, longer than the body.

Sp. 1. *Eur. aspera*. Anterior legs and thighs tuberculated: shell with eight tubercles on the back that are more elevated than the others, which are irregular and margined with hairs; the sides with four lamellæ; rostrum with simple acuminate lacinia.

Cancer aspera. Penn. Brit. Zool. iv. 8. *Eurynome aspera*. Leach, Edin. Encycl. vii. 431.—Malac. Podoph. Brit. tab. 17.—Trans. Linn. Soc. xi. 326.

Inhabits the British seas.

Subdivision 2.—*Fingers not deflexed. External antennæ with the first joint simple. Anterior pair of legs distinctly thicker than the rest.*

Genus 12. PISA, Leach. BLASTUS, Leach, Edin. Encycl.

External antennæ with clubbed hairs, the first joint longer than the second: *external double palpi* with the second joint of the internal footstalk with its internal apex truncate or emarginate: *claws* internally denticulated: *shell* villose; the lacinia of the rostrum divaricating: *orbits* behind with two, below with one fissure.

* *Shell densely villose, the sides on each side behind terminated with a spine.*

Sp. 1. *Pisa Gibbsii*. Rostrum descending: shell with a spine behind the eyes on each side; arms and thighs simple.

Cancer biaculeatus. Montagu, Trans. Linn. Soc. xi. 2. t. 1. f. 1. *Pisa biaculeata*. Leach, Edin. Encycl. vii. 431. *Pisa Gibbsii*. Leach, Linn. Trans. xi. 327.—Mal. Podoph. Brit. tab. 19.

Inhabits deep waters on the coasts of Devon and Cornwall.

** *Shell villose, with spiny sides.*

Sp. 2. *Pisa tetraodon*. Shell on each side with six spines; two small, the rest larger.

Cancer tetraodon. Penn. Brit. Zool. iv. 7. t. 8. f. 15. *Maja tetraodon*. Bosc, Hist. Nat. des Crust. 1. 254. *Blastus tetraodon*. Leach, Edin. Encycl. vii. 431. *Pisa tetraodon*. Leach, Trans. Linn. Soc.—Supp. to Encycl. Brit. i. 415.—Mal. Podoph. Brit. tab. 20.

Inhabits the south-west coast of England.

Subdivision 3.—*Fingers not deflexed. External antennæ with their first joint simple. Anterior pair of legs scarcely thicker than the others, which are moderately long.*

Genus 13. MAJA. *Lam., Latr., Bose, Leach.*

External antennæ with the two first joints thickest, and of nearly equal length: *shell* convex ovate-subtriangular, very spiny: *eyes* not thicker than their elongate peduncle: *external double palpi* with the second joint of their internal footstalk deeply notched at its internal apex: *claws* with naked sharp points.

Sp. 1. *Maj. Squinado*. Shell fasciculate-pilose; orbit above, with one spine; the sides with five strong spines: clypeus beneath the front with a short spine excavated above.

Cancer Squinado. *Herbst*, iii. t. 56. (full grown.) *Id.* i. t. 11. f. 85. 84. junior. Cancer Maja. *Scopoli Entom. Carn.* 1126. *Sowerby's Brit. Miscell.* t. 39. Maja Squinado. *Latr. Gen. Crust. et Insect.* i. 37. *Bose, Hist. Nat. des Crust.* i. 257. *Leach, Edin. Encycl.* vii. 394. 431. —*Trans. Linn. Soc.* xi. 326.—*Supp. to Encycl. Brit.* i. 415.—*Malac. Podoph. Brit. tab.* 18.

Inhabits the southern coasts of Devon and Cornwall. By the fishermen it is named Thornback or King-crab.

Subdivision 4.—*Fingers not deflexed. External antennæ with the first joint externally dilated.*

Genus 14. HYAS. *Leach, Supp. to Encycl. Brit.* i. 415.

Shell elongate-subtriangular, subtuberculated; the sides behind the eyes produced into a lanceolate projection: *rostrum* fissured, the laciniae approximating: *external antennæ* with the first joint dilated, larger than the second: *external double palpi* with the second joint emarginate at the internal apex.

Sp. 1. *Hyas araneus*. The lastiform process behind the eyes tuberculated behind.

Cancer araneus. *Linn. Syst. Nat.* 1014. Cancer Bufo. *Herbst*, i. 112. t. 17. f. 59. Hyas araneus. *Leach, Edin. Encycl.* vii. 437.—*Trans. Linn. Soc.* xi. 329.—*Mal. Podoph. Brit. tab.* 21. a.

Inhabits the Scottish sea in great plenty; on the English coast it is more rare.

Subdivision 5.—*Second, third, fourth, and fifth pair of legs alike and slender.*

Genus 15. INACHIUS. *Fabr., Leach.*

Shell slightly spined, with a spine on each side protecting the eye when retracted: *eyes* distant, scarcely thicker than their peduncles: *external double palpi* with the second joint of the internal footstalk truncate at its internal point: *external antennæ* with the three first joints

thickest: *second pair of legs* thicker than the following ones: *claws* curved.

Sp. 1. *In. Dorsettensis*. Beak short, emarginate; the clypeus beneath produced into a spine: shell anteriorly, with four little tubercles placed transversely; then with three spines, the anterior one strongest; behind with three strong sharp spines, the middle one generally longest and strongest, forming a slightly recurved line; hinder margin with two distinct obsolete tubercles.

Cancer *Dorsettensis*. *Penn. Brit. Zool.* iv. 3. *pl.* 9. *fig.* 18. Cancer *Scorpio*. *Fabr. Sp. Inst.* i. 504. *Gmel. Syst. Nat.* i. 2078. *Herbst*, i. 237. 130. *Inachus Scorpio*. *Fabr. Ent. Syst. Supp.* 353. *Macropus Scorpio*. *Latr. Hist. Nat. des Crust. et des Insect.* vi. 109. *Maja Scorpio*. *Bosc, Hist. Nat. des Crust.* i. 252. *Inachus Dorsettensis*. *Leach, Edin. Encycl.* vii. 431.—*Malac. Podoph. Brit. tab.* 22. *fig.* 1—6.—*Trans. Linn. Soc.* xi. 330.

Inhabits the British seas.

C. *Abdomen in both sexes six-jointed. Two anterior legs didactyle.*

Fam. VII. LITHODIADÆ. *Leach's MSS.*

Fifth pair of legs minute, spurious.

Genus 16. LITHODES. *Latreille, Leach.*

External double palpi with narrow cylindrical footstalks: *eyes* approximating at their base: *shell* very spiny, anteriorly rostrated.

Sp. 1. *Lith. Maja*. Legs and shell with sharp spines: beak spiny, with the tip bifurcate: fingers with tufts of hair.

Cancer *Maja*. *Linn. Syst. Nat.* 1046. Cancer *horridus*. *Penn. Brit. Zool.* iv. 7. *pl.* 7. *fig.* 14. *Inachus Maja*. *Fabr. Ent. Syst. Supp.* 353. *Maja vulgaris*. *Bosc, Hist. Nat. des Crust.* i. 251. *Lithodes arctica*. *Latr. Gen. Crust. et Insect.* i. 40. *Lithodes Maja*. *Leach, Edin. Encycl.* vii. 395.—*Trans. Linn. Soc.* xi. 332.—*Supp. to Encycl. Brit.* i. 416.—*Mal. Podoph. Brit. tab.* 24.

Inhabits the Northern sea, and in our seas is very rare, or at least very local; occurring only on the rocky shores of Yorkshire and of Scotland.

Fam. VIII. MACROPODIADÆ.

Second, third, fourth, and fifth pair of legs alike and slender. *Eyes* not retractile.

Genus 17. MACROPODIA. *Leach. MACROPUS. Latr.*

Shell slightly spined; beak long and fissured: *eyes* distant, subcircular, much thicker than their peduncles: *external antennæ* half the length of the body; the second joint three times the length of the third: *external double palpi* slender; the internal footstalk with the two equal

joints: *palpi* very hairy, the middle joint shortest, the third a little longer than the first: *four anterior claws* with their tips bent: *four hinder ones* abruptly curved at their base.

Sp. 1. *Mac. Phalangium*. Beak acuminate, much shorter than the antennæ: shell behind the rostrum, with three tubercles placed in a triangle, the hinder tubercle largest: arms internally subscabrous and hirsute.

Cancer Phalangium. *Penn. Brit. Zool.* iv. 3. pl. 9. fig. 17. *Macropus longirostris*. *Latr. Gen. Crust. et Insect.* *Macropodia longirostris*. *Leach, Edin. Encycl.* vii.—*Zool. Misc.* ii. 13.—*Trans. Linn. Soc.* xi. 331.—*Mal. Podoph. Brit. tab.* 23.

Inhabits the mouths of rivers, and is very common in Great Britain.

D. *Abdomen of both sexes four-jointed. Two anterior legs didactyle.*

FAM. IX. LEUCOSIADÆ.

Genus 18. EBALIA. *Leach*.

Shell rhomboidal, produced in front; the sides entire: *anterior pair of legs* depressed, much larger than the rest; arms subangulated; fingers subdeflexed: *external pedipalpes* with their external footstalk linear: *abdomen* of the male with its last joint at its base furnished with a dentiform process.

Sp. 1. *Eb. Pennantii*. Shell granulated, with an irregular elevated cross: abdomen with 3—6 joints confluent.

Cancer tuberosus. *Penn. Orn. Zool.* iv. 3. t. 9. A. f. 19. *Ebalia Pennantii*. *Leach, Malac. Podoph. Brit. t.* 25. f. 1—6. ♂ & ♀.

Order II. MACROURA.

This Order contains the Families *Pagurii*, *Palinurini*, *Astacini*, and *Squillares* of Latreille.

Division I.—*Tail on each side with simple appendices.*

FAM. I. PAGURIDÆ. *Leach*.

Legs ten; anterior pair largest and dactyle.

Genus 19. PAGURUS. *Fabr., Latr., Bosc, Leach*.

External antennæ with the second joint of their peduncle with a moveable spine affixed to the apex above: *abdomen* membranaceous: *tail* three-jointed, crustaceous; the second joint on each side appendiculated: *four hinder legs* spurious, short, didactyle.

The curious economy of the genus *Pagurus* attracted the attention of the ancients. One species is well described by Aristotle.

All the species are parasitical, and inhabit the cavities of turbinated univalves. They all change their habitation during their growth, first occupying the smallest shells, and latterly those of very

considerable dimensions. The abdomen is naked and slender, being covered merely with a skin of a delicate texture; but its extremity is furnished with appendages, by means of which it secures itself within the shell of which it makes choice. It is really astonishing with what facility these animals move, bearing at the same time the shell, which is destined to preserve the body from injury and to guard them from the attacks of fishes, which would otherwise devour them. All the species are termed indiscriminately Soldier-crabs and Hermit-crabs, from the idea of their living in a tent, or retiring to a cell.

Sp. 1. *Pag. Streblonyx* (common Soldier-crab). Arms hairy, mucicated, the left largest; hands subcordate, fingers broad.

Cancer Bernhardus of *Pennant* and other *English authors*. *Pagurus Streblonyx*. *Mal. Podoph. Brit. tab. 26. fig. 1 & 4.*

Inhabits the European ocean, and is very abundant in the British seas, inhabiting various kinds of univalve shells, changing its habitation as it grows. *Pagurus araneiformis*, *Edinb. Encycl. vii. 396*, is merely the young of this species.

Division II.—*Tail on each side with foliaceous appendages, forming with the middle tail-process a fan-like fin.*

a. *Interior antennæ with very long footstalks.*

Fam. II. PALINURIDÆ. *Leach.*

External antennæ setaceous, and very long: *legs* ten, alike and simple.

Genus 20. PALINURUS. *Dald., Fabr., Lam., Latr., Bosc, Leach.*

The animals of this genus have the power of producing a sound by rubbing their exterior antennæ against the sides of the projecting clypeus.

Sp. 1. *Pal. vulgaris.*

Astacus homarus. *Penn. Brit. Zool. iv. 16. pl. 11. Leach, Mal. Podoph. Brit. tab. 30.*

Inhabits the European ocean. It is commonly eaten in London, and is sometimes denominated Spiny-lobster or Sea Cray-fish.

Fam. III. GALATEADÆ.

External antennæ very long and setaceous: *legs* ten, anterior pair didactyle, fifth pair spurious.

Genus 21. PORCELLANA. *Lam., Latr., Bosc, Leach.*

External double palpi with the first joint of the internal footstalk dilated internally: *shell* orbiculate subquadrate.

Sp. 1. *Por. platycheles*. Anterior margin of the shell with three entire teeth: claws very large and much depressed: wrists internally denticulated; hands externally deeply ciliated.

Cancer platycheles. *Penn. Brit. Zool. iv. 6. pl. 6. & 12. Porcellana platycheles. Latr. Leach, Edin. Encycl. vii.*

Inhabits the rocky shores of the southern and western coasts of Britain, concealing itself beneath stones, to the under side of which it adheres closely.

Genus 22. GALATEA. *Leach*. GALATHEA. *Fabr., Latr., Lam., Bose, Leach*.

External double palpi with the internal edge of the first joint not dilated: shell ovate.

* *Rostrum acuminate, acute, with four spines on each side. Anterior legs compressed. Abdomen with the sides of the segments obtuse. Tail with the intermediate lamella triangular, the tip emarginate, the apex of the lacinia rounded. Interior antennæ with the first joint of the peduncle trispinose.*

a. *Second joint of the internal footstalk of the external double palpi longer than the first.*

Sp. 1. *Gal. squamifera*. Anterior legs granulate-spinose: hands externally subserrated: wrists and arms internally spinose.

Galatea Fabricii. Leach, Supp. to Encycl. Brit. i. 419. pl. 21. Galathea squamifera. Leach, Trans. Linn. Soc. xi. 310.—Mul. Podoph. Brit. tab. 28. A.

b. *Second joint of the internal footstalk of the external double palpi shorter than the first.*

Sp. 2. *Gal. spinigera*. Anterior legs subgranulate squamose; above and on each side spinose: arms externally without spines.

Astacus strigosus. Penn. Brit. Zool. iv. 13. pl. 14. Cancer (Astacus) strigosus. Herbst, tab. 26. f. 2. Galathea strigosa. Fabr., Latr., Leach. Galathea spinigera. Leach, Malac. Podoph. Brit. tab. 28. B.

** *Rostrum elongate, spiniform; the base on each side bispinose. Anterior pair of legs subcylindric. Abdomen with the sides of the segments acute. Tail with the intermediate lamella transverse-quadrate; the apex subemarginate. Interior antennæ with the first joint of the peduncle four-spined. (External double palpi with the first joint of the internal footstalk longer than the second.)*

Sp. 3. *Gal. rugosa*. Anterior legs spinose, especially internally: abdomen with the second segment anteriorly with six; the third with four spines.

Astacus Bamffius. Penn. Brit. Zool. iv. 17. pl. 27. Galathea rugosa. Fabr., Bösc, Latr. Cancer rugosus. Gmel. Syst. Nat. i. 2985. Galathea longipeda. Lam. Syst. des Anim. sans Vert. 158. Galathea Bamffia. Leach, Edin. Encycl. vii. 398. Galathea rugosa. Leach, Malac. Podoph. Brit. tab. 29.—Trans. Linn. Soc. xi. 341.

Inhabits the European ocean and Mediterranean sea. It is very rare in Britain, but has been found on the Bamffshire coast and in Plymouth sound.

b. *Interior antennæ with moderate footstalks.*Fam. IV. ASTACIDÆ. *Leach's MSS.*

Antennæ inserted in the same horizontal line, interior ones with two setæ, the exterior ones simple: *legs* for walking ten, anterior pair of these largest.

STIRPS 1.—*Exterior lamellæ* of the tail composed of one part.

Genus 23. GEBIA. *Leach.*

Two anterior legs equal, subdidactyle, with the thumb short: *interior antennæ* with an elongate peduncle; the second joint shortest, the third largest and cylindric: *external double palpi* with the third joint of the internal footstalk shortest: *tail* with broad lamellæ; the exterior ones eostated, the middle one quadrate.

Sp. 1. *Geb. Deltaura*. Abdomen with the back membranaceous; tail with the apex of the exterior lamella dilated and somewhat rounded; interior one truncate, and formed like the Greek delta.

Gebia deltaura. *Leach, Trans. Linn. Soc. xi. 342.*—*Mal. Podoph. Brit. tab. 31. fig. 9, 10.*

Inhabits beneath the sand on the southern coast of Devonshire, and is found by digging to the depth of two or three feet.

Genus 24. CALLIANASSA. *Leach.*

Four anterior legs didactyle; anterior pair largest, very unequal; second pair less; third pair monodactyle; fourth and fifth pairs spurious: internal antennæ with an elongate biarticulate peduncle, the second joint longest: *external double palpi* with the second joint of the internal footstalk largest and compressed: *tail* with broad lamellæ; the middle process elongate-triangular, with the apex rounded.

The thorax anteriorly abruptly subacuminate; the rostriform process divided from the shell by a suture: anterior pair of legs very much compressed, the hand articulated: the larger leg with the base of its wrist furnished with a curved process.

Sp. 1. *Cal. subterranea*. Shell with the rostriform process with one longitudinal ridge, the point rounded.

Cancer Astacus subterraneus. *Montagu, Trans. Linn. Soc. xi. Callianassa subterranea. Leach, Edin. Encycl. vii. 400.*—*Trans. Linn. Soc. xi. 343.*—*Supp. to Encycl. Brit. i. 420.*—*Malac. Podoph. Brit. tab. 32.*

This animal lives beneath the sand on the sea-shore. It was first described by Montagu, who found it by digging in a sand-bank in the estuary of Kingsbridge, on the southern coast of Devon.

Genus 25. AXIUS. *Leach.*

Four anterior legs didactyle; anterior pair largest, and somewhat unequal; third, fourth, and fifth pairs furnished with a compressed claw: *interior antennæ* with a three-jointed peduncle, the first joint longest: *external double palpi* with the two first joints somewhat large

and unequal: *tail* broad; the intermediate lamella elongate-triangular.

Sp. 1. *Ar. Stirynchus*. Rostrum margined, the middle carinated: thorax behind the rostrum, with two elevated abbreviated lines notched behind.

Axius Stirynchus. *Leach, Trans. Linn. Soc. xi. 323.—Supp. to Encycl. Brit. i. 420.—Mal. Podoph. Brit. tab. 33.*

Inhabits the British sea.

STIRPS 2. *Exterior lamella* of the tail bipartite: *external antennæ* with a spine-shaped squame at the first joint of the peduncle: *anterior pair of legs* didactyle.

* *Eyes subglobose, not thicker than their peduncles.*

The coxæ of the third pair of legs of the female, of the fifth pair of the male, perforated. These perforations are for the passage of the semen and of the eggs; and although placed differently in other genera, yet they serve the same functions.

Genus 26. ASTACUS. *Leach's MSS.*

Abdomen with the sides of its segments obtuse: middle tail lamella composed of one piece.

Sp. 1. *Ast. Gammarus*. Rostrum on each side with four teeth, and with one on each side of its base.

Cancer Gammarus. *Linn. Syst. Nat. i. 1050. Astacus Gammarus. Penn. Brit. Zool. iv. 9. pl. 10. Astacus marinus. Fabr. Supp. Ent. Syst. 406. Latr. Gen. Crust. et Insect. i. 51. Astacus Gammarus. Leach, Edin. Encycl. vii. 398.—Trans. Linn. Soc. xi. 341.—Supp. to Encycl. Brit. i. 420.*

This species, which is the common lobster of our markets, inhabits deep clear water at the foot of rocks which hang over the sea. They breed during the early summer months, and are very prolific, Baxter having counted no less than 12,444 eggs under the abdomen. In warm weather they are very active; they have the power of springing backward in the water to a most astonishing distance into their holes in the rocks, as has been frequently observed by naturalists of credit. Their food consists of dead animal matter, and, it is said, also of sea-weed. The female is stated to deposit her eggs in the sand, but the young state is not known.

The common lobster inhabits the European ocean. It is found in very great abundance in the North of Scotland; but is much more common on the coast of Norway, from whence the London markets are for the most part supplied.

Genus 27. POTAMOBIOUS. *Leach's MSS.*

Abdomen with the sides of its segments sharp: middle tail lamella bipartite.

Sp. 1. *Pot. fluviatilis*. Rostrum laterally dentated, the base with one tooth on each side.

Cancer Astacus. *Linn. Syst. Nat. i. 1051. Astacus astacus. Penn.*

Brit. Zool. iv. 14. *pl.* 15. *fig.* 27. *Astacus fluviatilis.* *Fabr., Latr., Leach.*

** *Eyes reniform, abruptly shorter than their peduncles.*

The *coxa* of the third pair of legs of the female, of the fifth pair of the male, perforated.

Genus 28. NEPHROPS. *Leach.*

External antennæ with the first joint of their peduncle furnished at its apex with a squama, which is produced beyond the apex of the peduncle.

Sp. 1. *Neph. Norwegicus.* Abdomen with hairy areolæ; shell somewhat spiny in front.

Cancer *Norwegicus.* *Linn. Syst. Nat.* i. 1053. *Astacus Norwegicus.* *Penn. Brit. Zool.* iv. 17. *pl.* 12. *fig.* 24. *Nephrops Norwegicus.* *Leach, Mal. Podoph. Brit. tab.* 36.

Inhabits the northern parts of Europe. It is found in the Frith of Forth during the summer months, often attaching itself to the lines of the fishermen: colour, when living, flesh red. Fabricius, Bosc, and Latreille, cannot have seen this animal, since they all describe it as having four instead of six didactyle legs.

FAM. V. PALÆMONIDÆ.

External antennæ with a large squama at their base.

STIRPS 1.—*External antennæ* inserted in the same horizontal line with the interior ones, which have two setæ: *tail* with the external lamella composed of but one part.

Genus 29. CRANGON. *Latr., Bosc, Leach.*

Second pair of legs didactyle, of the same length with the third pair: *pedipalpes* with their last joint obtuse at its point.

Sp. 1. *Crang. vulgaris.* Thorax behind the rostrum, and on each side, as well as the arms beneath with a spire.

Cancer *Crangon.* *Linné.* *Crangon vulgaris.* *Fabr., Leach, Mal. Pod. Br. t.* 37. B. Common Shrimp.

Genus 30. PONTOPHILUS. *Leach.*

Second pair of legs didactyle, much shorter than the third pair: *pedipalpes* with the last joint acuminate.

Sp. 1. *Pont. spinosus.* Thorax with five ranges of spines, disposed longitudinally; three ranges dorsal and one on each side.

Pontophilus spinosus. *Leach, Mal. Pod. Brit. t.* 37. A.

Discovered by C. Prideaux, esq., amongst some rubbish from Plymouth Sound; a second specimen was afterwards taken off Falmouth by the late John Cranch, Zoologist to the Congo Expedition.

STIRPS 2.—*External antennæ* inserted below the internal ones: interior ones with two setæ inserted in the same horizontal line: *exterior lamella* of the tail bipartite.

Genus 31. PROCESSA. *Leach*. NIKA. *Risso*.

Anterior pair of legs, with one side didactyle, the other armed with a simple claw: second pair unequal, didactyle, slender; one very long, with the wrists and fore arm many-jointed; the other shorter, with the wrists many-jointed; other legs terminated by simple claws.

Sp. 1. *Pro. canaliculata*. Base of the rostrum with one tooth; intermediate lamella of the tail longitudinally canaliculated.

Processa canaliculata. *Leach, Mal. Podoph. Brit. tab. 41.*

The thighs of the third and fourth pairs of legs are spinulose beneath; at the base of the rostrum there is an elevation dividing it from the thorax.

The above species, which forms the type of the genus, was discovered at Torcross, on the southern coast of Devon, by Montagu.

STIRPS 3.—*External antennæ* inserted below the internal ones; interior ones with two setæ, one placed above the other. (*External lamella* of the tail composed but of one part.)

a. *Internal antennæ* with the superior setæ excavated below. Claws spinulose.

Genus 32. PANDALUS. *Leach*.

Anterior pair of legs adactyle; second pair didactyle, unequal. *External double palpi* with the last joint of the internal footstalk longer than the preceding joint.

Sp. 1. *Pan. annulicornis*. Rostrum ascending, many-toothed, apex notched; inferior antennæ annulated with red, and internally spinulose.

Pandalus annulicornis. *Leach, Malac. Podoph. Brit. tab. 40.—Trans. Linn. Soc. xi. 346.—Suppl. to Encycl. Brit. i. 421.*

Genus 33. HIPPOLYTE. *Leach*.

Four anterior legs didactyle: *external double palpi* with the last joint of the internal footstalk shorter than the preceding joint.

Sp. 1. *Hip. varians*. Rostrum straight, with two teeth above and below; shell above and beneath the eyes with one spine.

Hippolyte varians. *Leach, Trans. Linn. Soc. xi. 347.—Supp. to Encycl. Brit. i. 421.—Mal. Podoph. Brit. tab. 38. fig. 6—16.*

Inhabits the rocky shores of the south of Devon. It varies much in colour, being often found red, green, and blueish green.

b. *Internal antennæ* with the superior seta not excavated. Claws simple.

Genus 34. PENÆUS. *Fabr., Latr., Bose, Leach*.

Six anterior legs didactyle: *external double palpi* with five exerted joints, the last of which is obtuse.

Sp. 1. *Pen. trisulcatus*. Thorax trisulcated behind; rostrum descending, multidentate above.

Penæus trisulcatus. Leach, *Trans. Linn. Soc.* xi. 347.—*Supp. to Encycl. Brit.* i. 421.—*Mal. Podoph. Brit. tab.* 42.

Inhabits the Welsh Sea.

STIRPS 4.—*External antennæ* inserted below the internal; internal ones with three setæ. (*External lamella* of the tail composed of but one part.)

Genus 35. PALEMÓN. *Fabr., Latr., Bosc, Leach.*

Four anterior legs didactyle: anterior pair smaller than the second pair: *external double palpi* with the last joint shorter than the preceding joint.

Sp. 1. *Pal. serratus* (common Prawn). Rostrum ascending above, with from six to eight teeth, the apex emarginate; below with from four to six teeth.

Astacus serratus. *Penn. Brit. Zool.* iv. 19. (*pl.* 16. *fig.* 23.) Cancer (*Astacus*) Squilla. *Herbst*, ii. 55. *tab.* 27. (*fig.* 1.) Palæmon Squilla. *Latr. Gen. Crust. et Insect.* i. 54. *Leach, Edin. Encycl.* vii. 401. Palæmon serratus. *Leach, Trans. Linn. Soc.* xi. 348.—*Supp. to Encycl. Brit.* i. 421.—*Mal. Podoph. Brit. tab.* 43. *fig.* 1—10.

Variety α . Rostrum with six teeth above.

Subvariety 1. Rostrum beneath with four teeth.

—————2. ————— five teeth.

Variety β . Rostrum above with seven teeth.

Subvariety 1. Rostrum beneath with four teeth.

—————2. ————— five teeth.

—————3. ————— six teeth.

Variety γ . Rostrum with eight teeth above.

Subvariety 1. Rostrum beneath with four teeth.

—————2. ————— five teeth.

—————3. ————— six teeth.

“Although all the above varieties are common, yet β occurs most frequently. In some may be seen the upper edge of the rostrum with ten, the lower with five teeth; and both edges with but three teeth. The apex is generally notched above, and in two specimens, which may be considered a rare occurrence, the point has been found entire. The situation of the teeth on the upper edge is variable, but in most instances the second tooth is at a greater distance from the first than the rest, which are generally equidistant, and rarely extend far beyond the middle, the rostrum from that part being edentate, with the exception of the emarginate apex.”

Herbst, Latreille, and Leach, formerly considered this species as *Cancer Squilla* of Linné; but Dr. L. has, since the publication of the error, met with the true *C. Squilla* of that author, and has de-

scribed it in the eleventh volume of the *Transactions of the Linnean Society*, p. 343.

"*Palamon serratus* of Fabricius is distinct, and, if his description be correct, it is not even referable to this genus; he having expressly given as its specific character '*Antennis posticis bifidis*,' (hinder antennæ bifid;) whereas, in his generic character, he has stated these organs to be trifid ('*Antennæ superiores trifidæ*.'")

Genus 36. ATHANAS. *Leach*.

Four anterior legs didactyle: anterior pair larger than the second pair: external double palpi with the last joint longer than the preceding joint.

Sp. 1. *Ath. nitescens*. Rostrum straight, and simple.

Cancer (*Astacus*) nitescens. *Montagu's MSS.* Athanas nitescens. *Leach, Trans. Linn. Soc.—Supp. to Encycl. Brit.—Mal. Podoph. Brit. tab. 44.*

Inhabits the southern coast of Devonshire.

STIRPS 5.—External antennæ inserted below the internal: interior ones with a large scale at their base. Legs for movement sixteen.

Genus 37. MYDIS. *Latr., Leach.* PRAUNUS. *Leach*.

Legs bifid, the last joint of the four anterior pairs with the interior lacinia unarticulate, ovate, compressed; of the other pairs of legs multiarticulate: external double palpi with the middle joint of the internal footstalk longest, the first very short.

At the base of the abdomen of the female is situated the external uterus, composed of two valve-like membranes, in which the young ones, just excluded from the egg, live and grow until they become strong enough to take care of themselves.

The animals of this genus swim with their head uppermost, and with their eyes spreading, which gives them a singular and grotesque appearance.

* *Intermediate lamella of the tail emarginate.*

Sp. 1. *Mysis spinulosa*. Tail with the intermediate lamella externally spinulose; the apex acutely emarginate; exterior lamellæ acuminate, and very broadly ciliated.

Praunus flexuosus. *Leach, Edin. Encycl. vii. 401.* *Mysis spinulosa.* *Leach, Trans. Linn. Soc. xi. 350.—Supp. to Encycl. Brit. i. 422.*

Inhabits the Frith of Forth near Leith.

"Colour when alive, pellucid cinereous: eyes black, red at their base: laminae of the external antennæ with a black longitudinal line and spots. A clouded spot on each side of the hinder part of the thorax, and another above the legs. Every segment of the body most beautifully marked with a reddish-rust coloured spot, disposed in an arborescent form; tail fin spotted with the same colour, mixed with black: pouch of the female with two rows of fuscous-black spots: under side of the abdomen regularly mottled with rufous black."

It was observed with young from the middle of June to the middle of July. The females are one-third more abundant than the males.

Length an inch and a quarter.

** *Intermediate lamella of the tail entire.*

Sp. 2. *Mysis integra.*

Praunus integer. Leach, *Edin. Encycl.* vii. 401. *Mysis integra.* Leach, *Trans. Linn. Soc.* xi. 350.—*Supp. to Encycl. Brit.* i. 422.

Inhabits brackish pools of water, left by the tide at Lock Ranza in the Isle of Arran. Common in the month of August with young.

Length one third of an inch.

Females more abundant than the males. Colour whilst living pellucid cinereous, spotted with black and reddish brown.

Division III.—*Tail with two setæ, one on each side.*

Fam. VI. NEBALIADÆ. Leach.

Genus 38. NEBALIA. Leach.

Thorax anteriorly with a moveable rostrum: *anterior pair of legs* longest, simple; other pairs equal, approximate, with the last joint bifid: *antennæ* two, inserted above the eyes, the last joint bifid and multi-articulate.

Sp. 1. *Neb. Herbstii.* Gray or cinereous-yellowish; eyes black.

Cancer bipes. *Oth. Fabr. Fn. Grön.* no. 223. *fig. 2.* *Herbst,* ii. *tab. 24.*

fig. 7. *Mysis bipes.* *Latr. Hist. Nat. des Crust. et des Insect.* vi. 285.

Monoculus rostratus. *Montagu, Trans. Linn. Soc.* xi. 14. *tab. 2. fig. 5.*

Nebalia Herbstii. Leach, *Zool. Miscel.* i. 100. *tab. 44.*—*Trans. Linn.*

Soc. xi. 351.—*Supp. to Encycl. Brit.* i. 422.

Inhabits the European Ocean; it is common beneath stones lying on black mud, on the southern coast of Devon.

Genus of doubtful situation.

Genus 39. MEGALOPA, Leach.

The situation of this curious genus, which is figured in Dr. Leach's *Malacostraca Brit.* (*tab. 25.*), is still doubtful. It however decidedly belongs to the MACROURA, as Dr. L. has discovered to be the case, since the publication of the first volume of the *Supp. to Encycl. Brit.*

Legion II. EDRIOPHTHALMA.

The *Malacostraca Edriophthalma*, or at least a greater part of them, were placed amongst the MACROURA by Latreille, who considered them as forming a particular family of that order.

Section I.

Body laterally compressed.

Fam. I. PHRONYMAÆ. *Leach's MSS.*

Legs fourteen: *antennæ* two, inserted one on each side of the front of the head. (*Tail* furnished with styles.)

Genus 1. PHRONYMA. *Latr., Leach, Lamarck.*

Head large, nutant: *antennæ* biarticulate, the first joint small: *thorax* seven-jointed, all its segments bearing legs: *legs* compressed, two anterior pairs with the antepenultimate joint furnished at its point with a foliaceous process; the penultimate joint with the point bifid and terminated with a small claw: *third* and *fourth* pairs simple, longer, somewhat thicker, terminated by a bent claw: *fifth* pair large, very long, thicker, didactyle; the first joint gradually thickened towards its point; the second subtrigonate; the third ovate, and abruptly narrowed at its base; the last narrowed at its base; the fingers curved, and internally furnished each with one tooth: *sixth* and *seventh* pairs simple, terminated with a nearly straight claw: *abdomen* triarticulate, each segment, on each side, with a double appendice, placed on a peduncle: *tail* biarticulate, the first joint on each side furnished with a biarticulate process, terminated by two styles; second joint with four processes, each terminated by two styles; the inferior processes biarticulate, the superior triarticulate.

Sp. 1. *Phron. sedentaria*. Fifth pair of legs with the apex of the thumb and base of the fingers internally denticulated.

Cancer sedentarius. *Forsk. Fn. Arab.* 95. *Phronyma sedentaria*. *Latr. Gen. Crust. et Ins.* i. 57. *Leach, Edin. Encycl.* vii. 403—433.—*Trans. Linn. Soc.* xi. 355. Cancer (*Gammarillus*) sedentarius. *Herbst,* ii. 136. t. 37. fig. 8.

Inhabits the Mediterranean Sea and Zetland Sea, residing in a cell composed of a gelatinous substance, open at each extremity, where it sits in an incurved posture.

The only specimen of this most interesting, rare, and curious animal was taken by the Reverend Dr. J. Fleming, one of our most zealous naturalists, who found it on the 3d of November 1809, at Burray in Zetland, amongst rejectamenta of the sea, and communicated it to Dr Leach.

Fam. II. GAMMARIDÆ. *Leach's MSS.*

Body laterally compressed: *legs* fourteen, with lamelliform coxæ: *antennæ* four, inserted by pairs. (*Tail* furnished with styles.)

STIRPS 1.—*Antennæ* four-jointed, the last segment composed of many little joints; the upper ones very short.

Genus 2. TALITRUS. *Latr., Bosc, Leach.*

Four anterior legs in both sexes subequal, monodactyle: *upper antennæ* shorter than the two first joints of the under ones.

Sp. 1. *Tal. Locusta*. Antennæ subtestaceous-rufous, of the male longer than the body, of the female shorter; body cinereous, varied with darker cinereous.

Oniscus Locusta. Pallas? *Talitrus Locusta*. Lutr., Bosc, Leach. *As-tacus Locusta*. Penn. Brit. Zool. iv. 21. Cancer (*Gammarus*) Saltator. Montagu, Trans. Linn. Soc. xi. 94.

Inhabits the sandy shores of the European Ocean.

The specific name *Locusta* is probably derived from the form of its protruded mouth, which has a general resemblance to the same part in the GRYLLIDES.

It has never been observed in the water; it burrows in the sand, and leaps about on the shore. *Talitrus littoralis*, described in the seventh volume of the *Edinburgh Encyclopædia*, is merely the female of *T. Locusta*.

The use of this animal (which is generally denominated Sandhopper) in the economy of nature, appears to be that of contributing to the dissolution of putrid animal and vegetable matter; serving in return as food to the shore birds, who devour it with avidity.

Genus 3. ORCHESTIA. Leach.

Four anterior legs of the male monodactyle; second pair with a compressed hand; of the female, with the anterior pair monodactyle, the second didactyle: upper antennæ not longer than the two first joints of the under ones.

Sp. 1. *Orc. littorea*.

Cancer *Gammarus littoreus*. Montagu, Trans. Linn. Soc. xi. 96. *Orchestia littorea*. Leach, Edin. Encycl. vii. 402. pl. 21. fig. 6.—Trans. Linn. Soc. xi. 356.—Supp. to Encycl. Brit. i. 424.

Inhabits many of our shores, and is found at the mouths of rivers, but has never been observed in the water. It resides under stones and fuci, and in the evening it leaps about and is devoured by birds.

STIRPS 2.—Antennæ four-jointed, the last joint composed of several little joints; upper ones rather shortest.

Genus 4. DEXAMINE. Leach.

Four anterior legs sub-equal, monodactyle, furnished with a filiform-subovate hand: antennæ with their first joint shortest: eyes oblong, not prominent, inserted behind the superior antennæ: tail on each side with three double styles, and above on each side with one moveable style.

Sp. 1. *Dec. spinosa*. Segments of the abdomen behind, produced into spines.

Cancer (*Gammarus*) spinosus. Montagu, Trans. Linn. Soc. xi. 3. *Dexamine spinosa*. Leach, Edin. Encycl. vii. 433.—Zool. Miscel. ii. 24.—Trans. Linn. Soc. xi. 359.—Supp. to Encycl. Brit. i. 425.

Inhabits the sea of the western coasts of Britain.

Genus 5. LEUCOTHÖE. *Leach.*

Anterior pair of legs didactyle; the thumb biarticulate: *second pair* with a dilated and compressed hand, furnished with a crooked thumb.

Sp. 1. *Leu. articulosa.*

Cancer articulatus. *Montagu, Trans. Linn. Soc. vii. 71. t. 6. f. 6.* Leucothöe articulosa. *Leach, Edin. Encycl. vii. 403.—Trans. Linn. Soc. xi. 358.—Supp. to Encycl. Brit. i. 425.*

Inhabits the British sea, but is very rare.

STIRPS 3.—*Antennæ* four-jointed, the last segment composed of several little joints; upper ones longest.

Subdivision 1.—*Four anterior legs monodactyle, second pair with a much dilated compressed hand.*

Genus 6. MELITA. *Leach.*

Anterior pair of legs monodactyle; second pair with the thumb inflexed on the palm: *tail* on each side with an elongate foliaceous lamella.

Sp. 1. *Mel. palmata.* Body blackish: antennæ and legs annulated with pale colour.

Cancer palmatus. *Montagu, Trans. Linn. Soc. vii. 69.* Melita palmata. *Leach, Edin. Encycl. vii. 403.—Trans. Linn. Soc. xi. 358.—Supp. to Encycl. Brit. i. 425. pl. 21.*

Inhabits the sea shore on the Devonshire coast under stones.

Genus 7. MÆRA. *Leach.*

Four anterior legs didactyle; thumb of the second pair bent on the side of the hand: *tail* with no foliaceous appendices.

Sp. 1. *Mæ. grossimana.*

Cancer Gammarus grossimanus. *Montagu, Trans. Linn. Soc. ix. 97. t. 4. f. 5.* Mæra grossimana. *Leach, Edin. Encycl. vii. 403.—Trans. Linn. Soc. xi. 359.—Supp. to Encycl. Brit. i. 425.*

Inhabits the southern coast of Devonshire beneath stones.

Subdivision 2.—*Two anterior pair of legs monodactyle and alike.*

Genus 8. GAMMARUS. *Jatr., Leach.*

Superior antennæ furnished at the base of the fourth joint with a little jointed seta: *tail* above with bundles of spines.

* *Tail with the superior double styles, having the upper style process very short.*

Sp. 1. *Gam. aquaticus.* Process between the antennæ rounded, obtuse. Gammarus Pulex. *Leach, Edin. Encycl. vii. 402—432.* Gammarus aquaticus. *Leach, Trans. Linn. Soc. xi. 359.—Supp. to Encycl. Brit. i. 425.*

Inhabits ponds, ditches, and springs in great plenty.

Sp. 2. *Gam. marinus.* Process between the antennæ subacuminate.

Gammarus marinus. *Leach, Trans. Linn. Soc. xi. 359.—Supp. to Encycl. Brit. i. 425.*

Inhabits the sea on the southern coast of Devonshire in plenty.

* Tail with the superior double styles, having the style processes subequal.

Sp. 3. *Gam. Locusta*. Eyes lunate.

Cancer *Gammarus* *Locusta*. *Montagu, Trans. Linn. Soc.* ix. 92. *Gammarus* *Locusta*. *Leach, Edin. Encycl.* vii. 403.—*Trans. Linn. Soc.* xi. 359.—*Supp. to Encycl. Brit.* i. 425.

Inhabits the British sea.

Sp. 4. *Gam. Camptolops*. Eyes flexuous.

Gammarus *Camptolops*. *Leach, Edin. Encycl.* vii. 403.—*Trans. Linn. Soc.* xi. 360.—*Supp. to Encycl. Brit.* i. 425.

Inhabits the sea about Loch Ranza, in the Isle of Arran.

Genus 9. AMPITHÖE. *Leach*.

Superior antennæ with no seta at the base of their fourth joint: tail simple above: hands ovate.

Sp. 1. *Am. rubricata*.

Cancer *Gammarus* *rubricatus*. *Montagu, Trans. Linn. Soc.* ix. 99. *Gammarus* *rubricatus*. *Leach, Edin. Encycl.* vii. 402. *Ampithöe* *rubricata*. *Leach, Edin. Encycl.* vii. 432.—*Trans. Linn. Soc.* xi. 360.—*Supp. to Encycl. Brit.* i. 425.

Inhabits the sea of the southern coast of Devon.

Genus 10. PHERUSA. *Leach*.

Superior antennæ with no seta at the base of their fourth joint: tail simple above: hands filiform.

Sp. 1. *Phe. Fucicola*. Testaceous-cinereous or gray cinereous mottled with reddish.

Pherusa *Fucicola*. *Leach, Edin. Encycl.* vii. 432.—*Trans. Linn. Soc.* xi. 360.—*Supp. to Encycl. Brit.* i. 426. pl. 21.

Inhabits fuci on the southern coast of Devon.

STIRPS 4. Antennæ four-jointed; under ones longest, leg-shaped. (Four anterior legs monodactyle.)

Subdivision 1.—Second pair of legs with a large hand.

Genus 11. PODOCERUS. *Leach*.

Eyes prominent: four anterior legs monodactyle.

Sp. 1. *Pod. variegatus*. Body varied with red and white.

Podocerus *variegatus*. *Leach, Edin. Encycl.* vii. 433.—*Trans. Linn. Soc.* xi. 361.—*Supp. to Encycl. Brit.* i. 426.

Inhabits the southern coast of Devonshire, amongst confervæ and corallines.

Genus 12. JASSA. *Leach*.

Eyes not prominent: four anterior legs monodactyle, with oval hands; second pair with its internal edge dented.

Sp. 1. *Jas. pulchella*. Thumb of the second pair of legs with its internal edge notched at the base; colour white painted with red.

Var. α . Hands of the second pair with an elongate obtuse tooth.

Var. β . Hands of the second pair with the internal edge tridentate.

Jassa pulchella. *Leach, Edin. Encycl.* vii. 433.—*Trans. Linn. Soc.* xi. 361.—*Supp. to Encycl. Brit.* i. 426.

Inhabits the sea of southern Devon amongst fuci.

Subdivision 2.—*Second pair of legs with a moderate-sized hand.*

Genus 13. COROPHIUM. *Latr., Leach.*

Sp. 1. *Cor. longicorne*.

Cancer grossipes. *Linn. Syst. Nat.* i. 1055. *Astacus grossipes.* *Penn. Brit. Zool.* iv. pl. 16. fig. 31. *Corophium longicorne.* *Latr. Gén. Crust. et Insect.* i. 59. *Leach, Edin. Encycl.* vii. 403—432.—*Trans. Linn. Soc.* xi. 662.—*Supp. to Encycl. Brit.* i. 426.

Inhabits the coast of the European ocean. At low tide it may be observed crawling amongst the mud. It is very common at the mouth of the river Medway, where it was first observed by J. Henslow, esq.

Section II.

Body depressed: antennæ four: legs fourteen.

A. *Tail without appendices.*

Fam. III. CAPRELLADÆ, *Leach,*

Body with all the segments bearing legs.

STIRPS 1. *Body linear.*

Genus 14. PROTO. *Leach.*

Second, third, and fourth pair of legs appendiculated at their bases.

To this genus belongs *Squilla pedata*, and probably also *ventricosa* of Müller, with *Cancer Gammarus pedatus* of Montagu, which is probably the same with *S. pedata* of Müller. See *Transactions of the Linnæan Society*, vol. xi. p. 6. t. 11. f. 6.

Genus 15. CAPRELLA. *Lamarck, Latr., Bosc, Leach.*

Second, third, and fourth pairs of legs not appendiculated at their bases; the third and fourth pairs spurious, subgelatinous, and globose.

The animals composing this genus inhabit the sea, living amongst Sertulariæ and marine plants, moving geometrically like the larvæ of the *Phalænadæ*.

The specific character may be taken from the number and situation of the spines on the head and back, form of the second pair of legs, &c.

Sp. 1. *Cap. Pasma*. Hands of the second pair of legs narrow, their internal edge acutely notched backwards: back anteriorly with three spines, turning forwards.

Cancer Phasma. *Montagu, Trans. Linn. Soc. vii. 66. t. 6. f. 3. Leach, Supp. to Encycl. Brit. i. 426.*

Inhabits the southern coast of Devon.

Astacus atomos of Pennant and *Squilla lobata* of Müller belong to the genus *Caprella*, of which in the British Museum there are several undescribed species.

STIRPS 2. *Body* broad.

Genus 16. LARUNDA. *Leach. CYAMUS. Latr., Bosc. PANOPE. Leach.*

Antennæ four-jointed, upper ones longest: *legs* compressed, with strong claws; the third and fourth pairs elongate, spurious, cylindric, without claws; the two anterior pairs monodactyle.

External uterus, or pouch of the female, composed of four valves.

Sp. 1. *Lar. Ceti.* Bases of the third and fourth pairs of legs with processes resembling the figure 6; the hands of the second pair of legs anteriorly, with three obtuse teeth.

Oniscus Ceti. *Linn. Syst. Nat. i. 1060. Pall. Spec. Zool. ix. 4. f. 11. Squille de la Baleine. De Geer, Mém. sur les Insect. vii. pl. 42. f. 6, 7. Pycrogonum Ceti. Fabr. Supp. Ent. Syst. 570. Cyamus Ceti. Latr. Gen. Crust. et Insect. i. 60. Panope Ceti. Leach, Edin. Encycl. vii. 404. Larunda Ceti. Leach, Trans. Linn. Soc. xi. 364.—Supp. to Encycl. Brit. i. 426. pl. 21.*

Inhabits whales, and according to Latreille it is also found on some species of the genus *Scomber*.

By the Greenland fishermen it is termed the Whale-louse.

FAM. IV. IDOTEADÆ. *Leach.*

Body with all the segments not bearing legs: (*ventral* appendages covered by two longitudinal plates.)

Genus 17. IDOTEA. *Fabr., Latr., Bosc, Leach. ASELLUS. Oliv., Lamarck. ENTOMON. Klein.*

External antennæ half the length of the body, or less; the third and fourth joints equal: *body* ovate.

Sp. 1. *Id. pelagica.* *Body* linear-oval: tail rounded, the middle with a very obsolete tooth: *antennæ* one third of the length of the body. *Idotea pelagica.* *Leach, Trans. Linn. Soc. xi. 365.—Supp. to Encycl. Brit. i. 426.*

Inhabits the Scottish seas.

Colour when alive ash-gray or fuscous, speckled with darker colour, and often variegated or mottled with white spots: legs pale.

The female seems to be very rare, as amongst 100 specimens of the animal, one only of that sex was found.

Length one inch and a quarter.

Genus 18. STENOSOMA. *Leach.*

External antennæ as long as the body, the third joint longer than the fourth: *body* linear.

Sp. 1. *St. lineare*. Last segment of the tail somewhat narrowed at its base, and dilated towards its apex, which is truncate and notched.

Oniscus linearis. *Penn. Brit. Zool.* iv. pl. 13. fig. 2. *Idotea hectica*. *Leach, Edin. Encycl.* vii. 404. *Stenosoma hecticum*. *Leach, Edin. Encycl.* vii. 433. *Stenosoma lineare*. *Leach, Trans. Linn. Soc.* xi. 366. —*Supp. to Encycl. Brit.* i. 427.

Inhabits the European ocean. It sometimes occurs in the Firth of Forth, and amongst the Hebrides.

B. *Tail on each side, with one or two appendices.*

Fam. V. ANTHURADÆ. *Leach.*

Antennæ inserted in nearly the same horizontal line: ventral appendages closed by two longitudinal plates.

Genus 19. ANTHURA. *Leach.*

Antennæ short, subequal; inserted one after another in the same horizontal line, the internal ones a little longest: *body* linear: *tail* with the last joint but one very short; the last elongate, narrower, with two elongate lamellæ on each side.

Sp. 1. *An. gracilis*. Lateral processes of the tail obliquely truncated.

Oniscus gracilis. *Montagu, Trans. Linn. Soc.* ix. tab. 5 & 6. *Anthura gracilis*. *Leach, Edin. Encycl.*—*Trans. Linn. Soc.*—*Supp. to Encycl. Brit.*

Fam. VI. CYMOTHOADÆ. *Leach.*

Antennæ inserted in pairs, one above the other.

STIRPS 1. *Tail* with one lamella on each side.

Genus 20. CAMPTECOPEA. *Leach.*

Tail with its last segment furnished on each side with a compressed, curved appendage: *body* six-jointed, the last joint of the same size with the others: *antennæ* setaceous, upper ones longest, their peduncle biarticulate, the space between the antennæ very great: *anterior claws* bifid.

Sp. 1. *Cam. hirsuta*. Brown; the last joint of the body with a few faint blueish spots.

Oniscus hirsutus. *Montagu, Trans. Linn. Soc.* vii. t. 6. f. 8. *Camp-tecopea hirsuta*. *Leach, Trans. Linn. Soc.* xi. 367.—*Edin. Encycl.* vii. 405. —*Supp. to Encycl. Brit.* i. 427.

Inhabits the southern coast of Devonshire, but is rather rare.

Length one eighth of an inch.

Genus 21. NÆSA. *Leach.*

Tail on each side of the last segment, with a straight subcompressed process attached to a peduncle: *body* six-jointed, the last joint largest: *antennæ* setaceous, subequal; upper ones with a very large biarticulated peduncle, the first joint largest: space between the antennæ easily to be discerned: *claws* bifid.

Sp. 1. *Næ. bidentata*. Last segment of the body armed with two spines or teeth; colour cinereous, faintly streaked with blue, or reddish.

Oniscus bidentatus. *Adams, Trans. Linn. Soc. v. 3. t. 2. f. 3.* *Næsa bidentata*. *Leach, Edin. Encycl. vii. 405.—Trans. Linn. Soc. xi. 367.—Supp. to Encycl. Brit. i. 427.*

Inhabits the coasts of Wales and Devonshire.

STIRPS 2. *Tail* with two lamellæ on each side.

* *Superior antennæ* with a very large peduncle. *Claws* bifid.

Genus 22. CYMODICE. *Leach.*

Eyes touching the anterior margin of the first segment of the body: *body* seven-jointed: *tail* at the base, on each side with two subcompressed but not foliaceous appendages, the exterior ones largest; the apex of the tail notched, with a lamella in the centre: *claws* bifid.

Sp. 1. *Cy. truncata*. Apex of the tail truncate.

Oniscus truncatus. *Montagu's MSS. Cymodice truncata. Leach, Edin. Encycl. vii. 433.—Trans. Linn. Soc. xi. 303.—Supp. to Encycl. Brit. i. 427.*

This species is very rare, and has been found but three times on the southern coast of Devonshire.

Genus 23. DYNAMENE. *Leach.*

Eyes not reaching to the anterior margin of the first segment of the body: *body* seven-jointed: *tail* with two equal foliaceous appendages on each side of its base; the apex notched: *claws* bifid.

Dynamene. *Leach, Edin. Encycl. vii. 433.*

There are several indigenous species of this genus, and their characters will be given under the article CYMOTHOADE'ES, in the *Dictionnaire des Sciences Naturelles*, by Dr. Leach.

Genus 24. SPHÆROMA. *Latr., Leach.*

Eyes not reaching to the anterior margin of the first segment of the body: *body* seven-jointed: *tail* with its apex entire; the base on each side with two equal foliaceous appendages: *claws* bifid.

Sp. 1. *Sph. serrata*. Body smooth, unarmed: tail very smooth on each side; obliquely truncated: lamellæ elliptic, acute, the external ones externally serrated.

Oniscus Globator. *Pall. Spec. Zool. fasc. ix. t. 4. f. 18.* *Cymothea serrata*. *Fabr. Ent. Syst. ii. 510.* *Sphæroma cinerea*. *Latr. Gen. Crust.*

et *Insect.* i. 65. *Sphæroma serrata.* *Leach, Edin. Encycl.* vii. 405.
—*Trans. Linn. Soc.* xi. 303.—*Supp. to Encycl. Brit.* i. 427.

** *Superior antennæ with a very large peduncle. Claws simple.*

Genus 25. *ÆGA.* *Leach.*

Eyes large, granulated, oblong, oblique, marginal: *tail* with its appendages foliaceous.

Sp. 1. *Æga emarginata.* *Tail* with the last joint acuminate; the interior lamella internally obliquely truncated, externally emarginated.

Æga emarginata. *Leach, Trans. Linn. Soc.* xi. 370.—*Supp. to Encycl. Brit.* i. 427. *pl.* 21.

*** *Superior antennæ with a moderate peduncle.*

Genus 26. *EURYDICE.* *Leach.*

Eyes distinct, simple, lateral: *head* as broad as the first segment of the body.

Sp. 1. *Eu. pulchra.* *Tail* with the last joint semioval: body cinereous, variegated with black.

Genus 27. *LIMNORIA.* *Leach.*

Head as broad as the first segment of the body: *eyes* granulated.

Sp. 1. *Lim. terebrans.* Body cinereous: *eyes* pitchy black.

Limnoria terebrans. *Leach, Edin. Encycl.* vii. 433 —*Trans. Linn. Soc.* xi. 370.—*Supp. to Encycl. Brit.* i. 423.

Inhabits the British ocean, perforating buildings of wood, piles, &c. It is common at the Bell-rock, and on the coasts of Suffolk and Yorkshire. It generally produces seven young ones.

Genus 28. *CYMOTHOA.* *Fabr., Dald., Leach.*

Head narrow and small: *eyes* obsolete: *body* with the first segment notched to receive the head.

Sp. 1. *Cym. Œstrum.*

Cymothoa Œstrum. *Fabr. Leach, Supp. to Encycl. Brit.* i. 423.

C. *Tail furnished with two setæ.*

FAM. VII. APSEUDIADÆ.

Genus 29. *APSEUDES.* *Leach.*

Body six-jointed: *tail* with six segments; the last largest, armed at the apex with appendices: *feet* fourteen; the *anterior pair* with a finger and thumb; the *second pair* compressed and dentated; the *third* and *fourth* alike and simple; the *fifth* with a double nail; the *sixth* and *seventh* spurious: the *superior antennæ* with a biarticulated peduncle armed at the apex with a jointed seta; the *inferior antennæ* bifurcate.

Sp. 1. *A. Talpa.* *Rostrum* acute, with three excavated longitudinal grooves.

Cancer Gammarus. *Montagu, Trans. Linn. Soc. ix. t. 4. f. 6.* Apsceudes Talpa. *Leach, Edin. Encycl. vii. 404.*—*Trans. Linn. Soc. xi. 372.*—*Supp. to Encycl. Brit. 423. vol. i.*

Inhabits the British ocean: length four lines: colour yellowish-white: is very rare.

D. Tail furnished with styles.

Fam. VIII. ASELLIDÆ.

Interior antennæ distinct.

STIRPS 1. *Styles* of the tail exerted: *anterior legs* monodactyle.

Genus 30. JANIRA. *Leach.*

Claws bifid: *eyes* moderate, lateral-subvertical: *internal antennæ* shorter than the peduncle of the external ones.

Sp. 1. *Jan. maculosa.* Body cinereous, maculated with fuscous.

Oniscus maculosus. *Montagu's MSS.* Janira maculosa. *Leach, Edin. Encycl. vii. 434.*—*Trans. Linn. Soc. xi. 373.*—*Supp. to Encycl. Brit. i. 423.*

Inhabits the southern coast of Devonshire, amongst marine plants.

Genus 31. ASELLUS. *Geoff., Olivier, Latr., Bosc, Leach.* ENTOMON. *Klein.*

Claws simple: *eyes* minute, lateral: *interior antennæ* of the length of the setiferous joint of the exterior ones.

Sp. 1. *Asel. aquaticus.* Colour cinereous, either spotted with gray or whitish.

Oniscus aquaticus. *Linn. Syst. Nat. i. 1061.* Aselle d'eau douce. *Geoff. Hist. des Insect. xi. 672. pl. 22. f. 2.* Squille Aselle. *De Geer, Mém. sur les Insect. vii. 496. pl. 31. fig. 1.* Aselle ordinaire. *Latr. Hist. Nat. des Crust. et des Insect. vi. 359.* Asellus vulgaris. *Bosc, Hist. Nat. des Crust. ii. 170. pl. 15. fig. 7.* *Latr. Gen. Crust. et Ins. i. 63.* *Leach, Edin. Encycl. vii. 404.* Idotea aquatica. *Fabr. Supp. Ent. Syst. 303.* Entomon hieroglyphicum. *Klein, Dub. fig. 5.* Asellus aquaticus. *Leach, Trans. Linn. Soc. xi. 373.*—*Supp. to Encycl. Brit. i. 423.*

Inhabits ponds and ditches, and is generally considered a sign of the purity of the water.

STIRPS 2. *Styles* of the tail not exerted. *Anterior legs* simple.

Genus 32. JÆRA. *Leach.*

Eyes moderately large, situated between the sides and the vertex of the head.

Sp. 1. *Jæ. albifrons.* Cinereous; front whitish.

Oniscus albifrons. *Montagu's MSS.* Jæra albifrons. *Leach, Edin. Encycl. vii. 434.*—*Trans. Linn. Soc. xi. 373.*—*Supp. to Encycl. Brit. i. 423.*

Inhabits marine plants, and beneath stones on the southern coast of Devon.

Fam. IX. LIGIADÆ. *Leach's MSS.*

Interior antennæ distinct. *Style* of the tail double, with double foot-stalks.

Genus 33. LIGIA. *Fabr., Latr., Bœc, Leach.*

External antennæ with the last joint composed of several other joints.

Sp. 1. *Lig. oceanica*. *Antennæ* as long as the body: back subscabrose. *Ligia oceanica*. *Fabr. Supp. Ent. Syst.* 301. *Leach, Edin. Encycl.* vii. 406. —*Supp. to Encycl. Brit.* i. 423. *Ligia Scopulorum*. *Leach, Edin. Encycl.* vii. 406. *Oniscus oceanicus*. *Linn. Syst. Nat.* i. 1061.

Inhabits the rocky shores of the European ocean. The last joint of the antennæ varies much in the number of its segments, even in the two sides of the same individual.

Fam. X. ONISCIDÆ.

Antennæ two. *Styles* of the tail four, the lateral ones biarticulate.

* *Body* not capable of contracting into a ball.

a. *External antennæ* eight-jointed.

Genus 34. PHILOSCIA. *Latr., Leach.*

External antennæ with their bases naked: tail abruptly narrower than the body.

Sp. 1. *Phil. Muscorum*. Body variegated; sometimes pale brick-red. *Oniscus Muscorum*. *Scop. Ent. Curn.* 1115. *Oniscus sylvestris*. *Fabr. Ent. Syst.* iv. 397. *Philoscia Muscorum*. *Latr. Gen. Crust. et Insect.* i. 69. *Leach, Edin. Encycl.* vii. 406.—*Supp. to Encycl. Brit.* i. 423.

Inhabits France, Germany, and England, under stones and mosses.

Genus 35. ONISCUS *of authors.*

Antennæ inserted beneath the anterior margin of the head, on a prominent part.

Sp. 1. *On. Asellus*. Above, obscure-cinereous, rough; the sides and a series of dorsal spots yellowish.

Oniscus Asellus. *Linné, Latr., Leach.* *Oniscus murarius*. *Fabr. Supp. Ent. Syst.* 300.

Inhabits rotten wood and old walls throughout the greater part of Europe.

It was formerly used in medicine, and was supposed to cure agues, consumptions, &c. but has now, like many other medicines, deservedly grown out of fashion, and is rejected from the modern Pharmacopœias. It is commonly called Pig's-louse, Wood-louse, Millepede or Carpenter.

b. *External antennæ with seven joints.*

Genus 36. PORCELLIO. *Latr., Leach.*

External antennæ inserted on a prominence under the anterior margin of the head: *tail* with its lateral styles conic, prominulous.

Sp. 1. *Por. scaber*. Body rough.

Oniscus Asellus. *Fabr. Supp. Ent. Syst.* 300. Porcellio scaber. *Latr. Gen. Crust. et Insect.* i. 70. *Leach, Edin. Encycl.* vii. 406.—*Trans. Linn. Soc.* xi. 37.—*Supp. to Encycl. Brit.* i. 429.

Inhabits Europe. This species is found under stones, in rotten wood, and on old walls. It varies much in colour, being at one time bluish black, at another time yellow. In Scotland it is called Sclater.

** *Body contracted into a ball.*

Genus 37. ARMADILLO. *Latr., Leach.*

External antennæ seven-jointed, inserted on a prominence in a cavity on each side of the head: *tail* with the lateral styles not prominent.

Sp. 1. *Arm. vulgaris*. Griseous lead-coloured; hinder margins of the segments whitish.

Oniscus Armadillo. *Linn. Syst. Nat.* i. 1062. Armadillo vulgaris. *Latr. Gen. Crust. et Insect.* i. 70.—*Leach, Edin. Encycl.* vii. 406.—*Trans. Linn. Soc.* xi. 376.—*Supp. to Encycl. Brit.* i. 429.

Inhabits Europe amongst moss and under stones. It is commonly named the Pill-millepede, and paves the way to the *Myriapoda*: in general external appearance and in economy it is allied to the genus *Glomeris*.

Class II. MYRIAPODA.

This Class was proposed by Dr. Leach in the *Edinburgh Encyclopædia*, vol. vii. and has since been distinctly established, with its characters more decidedly shown, in a paper published in the eleventh volume of the *Transactions of the Linnean Society*, and also in the Supplement to *Encyclopædia Britannica*, vol. i.

By Linné the animals composing this group were denominated SCOLOPENDRÆ and JULI, and were arranged with apterous insects. His pupil, J. C. Fabricius, in the Supplement to his *Entomologia Systematica*, placed them in a particular Class named MITOSATA, comprehending all the species, like Linné, under the generic appellations of JULUS and SCOLOPENDRA. Cuvier, in his *Tableau Élémentaire*, arranged the *Myriapoda* with insects, in which he was followed by Dumeril, who has, however, adopted the new Genera proposed by Latreille.

They were arranged in the older works of Latreille along with Insects; but in his last work he has placed them in a peculiar Order of the Class ARACHNOIDEA, which he had denominated MYRIAPODÆ; and has divided them into two Families.

Lamarck arranged them with the Arachnoidea in three Genera; 1. SCOLOPENDRA; 2. SCUTIGERA; 3. JULUS; and in his last work he has adopted a fourth genus, POLLYXENUS.

Having given a slight sketch of what has been done by systematic writers, I shall proceed with the arrangement proposed by Dr. Leach, which differs from them merely in considering them as constituting a distinct Class, and in disposing the species under some additional generic heads, which a minute examination of their structure has most fully warranted.

CLASSIFICATION.—All the *Myriapoda* have their head distinct from the body, furnished with two antennæ. *Mandibles* two. *Maxillæ* four, confluent and forming a lower lip. All or most of the segments of the body furnished with two or four legs.

The nervous system is composed of a series of ganglia, one in each segment of the body; these ganglia are brought into communication with each other by two longitudinal bundles of nerves, or, as they are generally but improperly denominated, by a spinal marrow.

The CHILOGNATHA and SYNGNATHA, established as Families by Latreille, are adopted as Orders by Dr. Leach.

Order I. CHILOGNATHA.—*Antennæ* seven-jointed. *Legs* short. *Body* generally crustaceous,

Order II. SYNGNATHA.—*Antennæ* composed of fourteen or more joints. *Legs* elongated. *Body* depressed, coriaceous or membranaceous.

Order I. CHILOGNATHA,

Fam. I. GLOMERIDÆ. Leach,

Body contractile into a globe. *Eyes* distinct.

Genus I. GLOMERIS. *Latr., Dumer., Leach.* ARMADILLO. *Cuv.* *Antennæ* with the two first joints shortest, the sixth largest including the last, which is very small: *body* elongate-ovate, convex above, arched beneath; first segment a little semicircular lamina; the second larger than the others; the last semicircular and arched; *legs* sixteen pairs.

Sp. 1. *Glo. marginata*. Black; the margins of the segments luteous or orange.

Oniscus marginatus. *Villers, Entom.* iv. 187, t. 11. f. 15. *Glomeris bordé*, *Latr. Hist. Nat. des Crust. et des Insect.* vii. 66. *Oniscus marginatus*. *Oliv. Encycl. Méth. Hist. Nat.* vi. p. 24. *Julus oniscoides*. *Townson's Tracts*, p. 151. *Stewart's Elem. Nat. Hist.* ii. 307. *Glomeris marginata*. *Latr. Gen. Crust. et Insect.* i. 74. *Leach, Edin. Encycl.* vii. 407.—*Trans. Linn. Soc.* xi.—*Suppl. to Encycl. Brit.* i. 430, pl. 22.—*Zool. Misc.* iii. tab. 132.

Inhabits Britain, France, and Germany, under stones; but has generally been considered by British naturalists as a variety of *Armadillo vulgaris*.

Fam. II. JULIDÆ. *Leach*.

Body not contractile into a globe: *eyes* distinct.

Genus 2. JULUS of *authors*.

Body serpentiform, cylindric: *antennæ* with the second joint longer than the third: *legs* a great many.

The British species of this obscure genus may be found described in vol. xi. of the *Transactions of the Linnean Society*. The following species, which is the most common, will best serve as an example of the genus.

Sp. 1. *Jul. sabulosus*. Black-cinereous, with two red dorsal lines; last joint mucronated: legs luteous.

Julus sabulosus of *authors*.

Inhabits Europe, lurking beneath stones, especially in sandy places.

Genus 3. CRASPEDOSOMA. *Leach*.

Body linear, depressed; the sides of the segments laterally prominent: *antennæ* towards their extremities somewhat thicker, the second joint shorter than the third.

This genus was discovered by the late R. Rawlins, esq. one of the most promising naturalists of this country.

* *Middle of the segments prominent.*

Sp. 1. *Cras. Raulinsii*. Back fuscous-brown, with four lines of white spots: belly and legs reddish.

Craspedosoma Raulinsii. *Leach, Edin. Encycl.* vii. 407-434.—*Trans. Linn. Soc.* xi. 380.—*Supp. to Encycl. Brit.* i. 430. pl. 22.—*Zool. Misc.* iii. tab. 134. fig. 1-5.

Inhabits the neighbourhood of Edinburgh, where it occurs in some plenty under stones and amongst moss. It was first noticed by Mr. Rawlins.

** *Hinder angles of the segments produced.*

Sp. 2. *Cras. polydesmoides*. Body reddish gray: belly pale: legs reddish, with their bases pale; produced angles of the body each furnished with a seta.

Julus polydesmoides. *Montagu's MSS.* *Craspedosoma polydesmoides*. *Leach, Edin. Encycl.* vii. 407-434.—*Trans. Linn. Soc.* xi. 380.—*Supp. to Encycl. Brit.* i. 430. pl. 22.—*Zool. Misc.* iii. tab. 134. fig. 6-9.

Inhabits Devonshire, under stones. It is common all along the borders of Dartmoor, and on the southern coast. It was once taken by Dr. Leach in the garden of the British Museum.

Fam. III. POLYDESMIDÆ. *Leach.*

Eyes obsolete.

Genus 4. POLYDESMUS. *Latr., Dumér., Leach.*

Antennæ with the second joint scarcely longer than the first, and much shorter than the third: *body* linear; the segments laterally compressed, margined: *eyes* obsolete.

Sp. 1. *Pol. complanatus*. Reddish cinereous; last segment of the body mucronated.

Julus complanatus. *Linn. Syst. Nat.* i. 1065. *Fabr. Ent. Syst.* ii. 393.

Polydesmus complanatus. *Latr. Gen. Crust. et Insect.* i. 76. *Leach, Edin. Encycl.* vii. 408.—*Trans. Linn. Soc.* xi. 381.—*Suppl. to Encycl. Brit.* i. 430. pl. 22.—*Zool. Misc.* iii. tab. 135.

Inhabits Europe, beneath stones.

Genus 5. POLLYXENUS. *Latr., Leach.*

Body elongated, linear, and depressed; the segments on each side with small bundles of scales, ending in pencils: feet twelve on each side; *antennæ* inserted beneath the head at the interior margin.

Sp. 1. *Pol. Lagurus*. Body brown; head black: the pencils of the tail white.

Scolopendra Lagura. *Linn., Fabr. Pollyxenus Lagurus. Latr. Gen. Crust. et Insect.* i. 77. *Leach, Zool. Misc.* iii. p. 38. pl. 135. B. *Cuv. Reg. An.* 3. 155.

Length of the body from $1\frac{1}{2}$ to $2\frac{1}{2}$ lines.

Inhabits Europe. In Britain it is found in profusion beneath the bark of trees.

Order II. SYNGNATHA.

Fam. I. SCOLOPENDRADÆ. *Leach.*

Body with each segment bearing two legs: *hinder legs* distinctly longer than the others.

STIRPS 1.—*Legs* on each side fifteen.

Genus 6. LITHOBIUS. *Leach, Lamarck.*

Antennæ conic-setaceous; joints (about forty-five) conic-setaceous, the two first joints largest: *under lip* anteriorly broadly notched; the margin very much denticulated: *eyes* granulated.

Sp. 1. *Lith. forficatus*. Head broad: *under lip* entirely and deeply covered with impressed dots: legs testaceous-yellowish.

Scolopendra forficata. *Linn. Syst. Nat.* i. 1062. *Fabr. Ent. Syst.* ii. 390.

Lithobius forficatus. *Leach, Edin. Encycl.* vii. 408.—*Trans. Linn. Soc.* xi. 381.—*Suppl. to Encycl. Brit.* i. 431. pl. 22.—*Zool. Misc.* iii. tab. 137.

Inhabits Europe, beneath stones.

The other species are described in the eleventh volume of the *Transactions of the Linnean Society*.

STIRPS 2.—*Legs* on each side twenty-one.

Genus 7. CRYPTOPS. *Leach*.

Antennæ conic-setaceous, composed of (seventeen) globose-subconic joints: *under lip* not denticulated; anterior margin scarcely emarginate: *hinder legs* with the first joint toothless: *eyes* obscure.

Sp. 1. *Cryp. hortensis*. Testaceous-ferruginous: back deeper in colour: *antennæ* and legs hairy.

Scolopendra hortensis. *Donovan's Brit. Ins. Cryptops hortensis*. *Leach, Edin. Encycl.* vii. 403.—*Trans. Linn. Soc.* xi.—*Supp. to Encycl. Brit.* i. 431. *pl.* 22.—*Zool. Misc.* iii. *tab.* 139.

Inhabits gardens in and near Exeter. It has likewise been found near Plymouth in Devonshire.

Fam. II. GEOPHILIDÆ. *Leach*.

Body with each segment bearing two legs: *hinder legs* not distinctly longer than the others: *legs* many, varying in number in the same species.

Genus 8. GEOPHILUS. *Leach*.

Eyes obscure: (*lip* divided by a fissure?) *mandibles* strong: *antennæ* cylindric in some, towards the apex gradually somewhat narrower in others; composed of (fourteen) subcylindric joints a little narrower at their base.

* *Antennæ* with short joints.

Sp. 1. *Geoph. carpophagus*. Head, *antennæ*, and arms fulvescent; body violet, anteriorly yellowish: legs pale yellowish. Var. β . Body obscurely subviolet-testaceous, anteriorly subttestaceous.

Geophilus carpophagus. *Leach, Trans. Linn. Soc.* xi. 384.—*Supp. to Encycl. Brit.* i. 431.—*Zool. Misc.* iii. p. 43.

Inhabits Devonshire, in garden fruit: it is not uncommon.

Sp. 2. *Geoph. subterraneus*. Body yellow: head subferruginous.

Scolopendra subterranea. *Shaw, Trans. Linn. Soc.* ii. 7. *Geophilus subterraneus*. *Leach, Trans. Linn. Soc.* xi. 385.—*Zool. Misc.* iii. p. 44.

Inhabits the earth. It is very common in England.

Sp. 3. *Geoph. acuminatus*. Body ferruginous, anteriorly gradually narrower; head anteriorly, and the legs paler.

Geophilus acuminatus. *Leach, Trans. Linn. Soc.* xi. 386.—*Zool. Misc.* iii. p. 45.

Inhabits moss and beneath the ground. It is rare.

** *Antennæ with elongate joints.*

Sp. 4. *Geoph. longicornis*. Body yellow: head ferruginous: antennæ long. *Geophilus longicornis*. *Leach, Trans. Linn. Soc. xi. 386.*—*Supp. to Encycl. Brit. i. 481. pl. 22.*—*Zool. Misc. iii. tab. 140. f. 3-6.*

Inhabits the earth and under stones.

Obs.—*Scolopendra electrica* of Linné belongs to this genus.

Class III. ARACHNOÏDA.

ARACHNOÏDA. *Fischer.*

ARACHNIDES. *Lamarck, Latreille, Leach.*

From *αραχνη*, a spider, and *ειδος*, resemblance. A class of animals formerly arranged with Insects, but first shown to be distinct by the celebrated Lamarck, and established as such by Latreille, Cuvier, and Leach.

Linné arranged all of these animals with which he was acquainted with apterous insects, under the generic titles, PHALANGIUM, ARANEA, ACARUS, and SCORPIO; and in this disposition he was followed by Cuvier.

Lamarck, in his *Système des Animaux sans Vertèbres*, has included amongst the *Arachnoïda* the MYRIAPODA, and certain animals which in the system proposed by Dr. Leach form a distinct order of insects, which will be mentioned hereafter.

Duméril, in his *Zoologie Analytique*, has placed the *Arachnoïda* with the apterous insects. He arranges the genus: 1. IXODES *Latr.* with PEDICULUS and PULEX; the other genera he has placed in a peculiar family: 2. ARANEA; 3. MYGALE; 4. PHRYNUS; 5. SCORPIO; 6. CHELIFER; 7. GALEODES; 8. PHALANGIUM.

Lamarck, in his *Extrait du Cours, &c.* has placed the *Arachnoïda* with some genuine insects and *Myriapoda*; but he has formed for them a separate Order, which he terms *Arachnides palpati*, and disposes them into the following little groups of Genera.

I. PYCNOGONIDES.

Genus 1. NYMPHIUM: 2. PHOXICHILUS: 3. PYCNOGONUM.

II. ACARIDES.

* *Parasitic.*

a. *Six legs.*

Genus 4. ASTOMA: 5. LEPTUS: 6. CARIS.

b. *Eight legs.*

Genus 7. UROPODA: 8. ARGAS: 9. IXODES: 10. ACARUS.

** *Wanderers.*a. *Land.*

Genus 11. ORIBATA: 12. SMARIS: 13. CHEYLETUS: 14. BDELLA:
15. ERYTHRÆUS: 16. TROMBIDIUM.

b. *Aquatic.*

Genus 17. ELAIS: 18. LIMNOCHARIS: 19. HYDRACHNA.

III. PHALANGIDES.

Genus 20. SIRO: 21. TROGULUS: 22. PHALANGIUM: 23. GALEODES.

IV. SCORPIONIDES.

Genus 24. CHELIFER: 25. SCORPIO: 26. THELEPHONUS: 27. PHRY-
NUS.

V. ARANEIDES.

Genus 28. ARANEA: 29. MYGALE.

CLASSIFICATION.—The following Classification is that lately published in the third volume of the *Zoological Miscellany*.

Order I. POLYMEROSOMATA.—*Body* composed of a series of segments: *abdomen* not pedunculated: *mouth* furnished with didactyle mandibles and with maxillæ: *eyes* two, four, six, or eight: *legs* eight.

Order II. DIMEROSOMATA.—*Body* composed of two segments; the abdomen pedunculated: *mouth* furnished with mandibles and with maxillæ: *eyes* six or eight.

Order I. POLYMEROSOMATA. *Leach.*Fam. I. SIRONIDE. *Leach.*

Palpi simple. *Mandibles* didactyle.

Genus 1. SIRO. *Latreille, Leach.*

Mandibles two; two-jointed, cylindric, compressed; their points armed with a forceps: *palpi* two, five-jointed; joints elongate, the second longest: *body* oval: *eyes* two, placed one on each side of the thorax on an erect peduncle: *legs* elongate, filiform; *tibiæ* and *tarsi* two-jointed, the latter parts terminated by an arcuate claw.

Sp. 1. *Siro rubens*. Pale red: legs paler.

Siro rubens. *Latr. Gen. Crust. et Insect.* i. 143. *Leach, Edin. Encycl.* vii. 416.—*Trans. Linn. Soc.* xi. 390.—*Suppl. to Encycl. Brit.* i. 453. *pl.* 23.

Inhabits moss at the roots of trees and in woods.

Fam. II. SCORPIONIDÆ. *Leach.*

Palpi arm-shaped. *Mandibles* didactyle. *Legs* alike.

The animals composing this Family constitute a most natural groupe.

STIRPS 1.—*Tail* none. *Eyes* two, or four. *Pecten* none.

“The ocelli of the animals of this division are placed on the sides of the anterior segment of the body or thorax. They want the tail and the pectinated processes near the base of the abdomen, by which they may very easily be distinguished from those of the second Stirps, with which they were formerly arranged by Fabricius under the title *Scorpio*. Two species only were known to Linné, who referred them to his artificial genus *Phalangium*. The greater number of the species live beneath the bark of decaying trees or under stones; but one at least is parasitical, and attaches itself to the legs of flies.” *Leach's Zool. Misc.* vol. iii. Those genera of the second Stirps include the Scorpion, &c.

Genus 2. OBISIUM. *Illiger, Leach.*

Body cylindric: *thorax* composed of one segment: *mandibles* perfect *eyes* four.

Sp. 1. *Obi. trombulioides*. Second joint of the arms elongate: fingers long and straight.

Inhabits France and England, under stones.

A valuable Monograph has been published on the British species of this and the following genus in the third volume of the *Zoological Miscellany*, and is illustrated with very accurate figures of the whole.

Genus 3. CHELIFER. *Geoff., Leach.*

Thorax composed of three parts: *mandibles* short: *eyes* two.

Sp. 1. *Ch. fasciatus*. Hands oval; segments of the abdomen bordered with whitish.

Chelifer fasciatus. *Leach, Trans. Linn. Soc.* ix.

Inhabits beneath the bark of willow and other trees.

Obs.—Of the second stirps there are no British genera.

Order II. DIMEROSOMATA. *Leach.*Fam. I. PHALANGIDÆ. *Leach.*

Eyes two: *anus* simple.

Genus 4. PHALANGIUM *of authors.*

Eyes placed in a common peduncle: *mandibles* corneous, subcylindric, compressed, biarticulate, inflexed or geniculated at the second joint.

the apex of which bears a forceps with equal fingers: *palpi* formed like legs, terminated by a hook: *body* more or less oval. *Second pair of legs* almost six times the length of the body: *tarsi* all capillary, very slender, the first joints elongate, four times (or more) longer than broad.

Sp. 1. *Ph. Opilio. Latr.*—Male, *Phalangium cornutum. Linn., Fabr.*
Female, *Phalangium Opilio. Linn., Fabr.*

Inhabits Europe on walls and rocks.

Genus 5. OPILIO. *Leach.*

Eyes placed on a common peduncle: *mandibles* corneous, subcylindric, compressed, biarticulate, inflexed or geniculated at the second joint, the apex of which has a forceps with equal fingers: *palpi* formed like legs, terminated by a hook: *body* more or less oval. *Second pair of legs* three or four times the length of the body, the fourth and following joints a little elongate, twice as long as broad.

Sp. 1. *Op. Histrix.*

Inhabits France and England.

Fam. II. ARANEADÆ. *Leach.*

ARANEIDES. *Latreille.*

Eyes six or eight: *anus* with nipples for spinning.

The animals composing this most natural family are familiarly denominated Spiders, and, as before observed, were included by Linné, Fabricius, and other authors in one genus, which they called *Aranca*; but as the species are very numerous, they were obliged to divide them into sections, which they distinguished by the situations of their eyes. These organs are immoveable, and consist each of a single lens, which deprives them of the faculty of seeing in every direction.

“The ARANEADÆ are by far the most interesting animals of that class of which they form the type; and consequently their habits and structure excited the attention of naturalists at a very early period. Spiders frequently change their skins, and their skins are often found in their webs, being dry and transparent, with their mandibles attached to them. When about to cast their covering, they suspend themselves in some corner, and creep out of a fissure which takes place on their back, gradually withdrawing their legs from the skin, as if from a glove. They have likewise the power of reproducing their legs: the mode in which this takes place was first made known by that accurate observer of nature, Sir Joseph Banks.”

“As he was writing one evening in his study, one of the web-spinning spiders, of more than the middle size, passed over some papers on the table, holding a fly in its mouth. Much surprised to see a spider of this description walking about with its prey, and

being struck with somewhat unusual in its gait, he caught it, and placed it within a glass for examination, when, instead of eight, he perceived it had but three legs, which accounted for the inability of the creature to spin its web; but the curious circumstance of its having changed its usual economy, and having become a hunting instead of a spinning spider, as well as a wish to learn whether its legs would be renewed, induced him to keep the animal in the glass, from whence it could not escape, and to observe its conduct.

“ On the following morning the animal ate two flies given to it, by sucking out the juices, but left the carcasses entire. Two or three days afterwards it devoured the body and head of a fly, leaving only the wings and legs. After this time it sometimes sucked and sometimes ate the fly given to it. At first it consumed two flies in a day, but afterwards not more than one in two days. Its excrement, which it voided, was at first of a milky-white colour, but afterwards the white had a black spot in the centre, of a more solid appearance than the surrounding fluid.

“ Soon after its confinement it attempted to form a web on the side of the vessel, but performed the business very slowly and clumsily, from the want of the proper number of legs. In about a fortnight it had completed a small web, upon which it generally sat.

“ A month after having been caught, it shed its skin, leaving the slough on the web. After this change five new legs appeared, not half as long as the other three legs, and of very little use to the animal in walking. These new members, however, extended themselves a little in three days, and became half as long as the old ones. The web was now increased, and the animal continued immoveably sitting on it in the day time, unless drawn from it, or attracted by a fly thrown to it as its usual provision.

“ Twenty-nine days afterwards it again lost its skin, leaving the slough hanging in the web, opposite to a hollow cell it had woven, so as to prevent it from being completely seen when lodged in it. The legs were now larger than before the change of skin, and they grew somewhat longer still in three or four days, but did not attain the size of the old legs.

“ The animal now increased its web, and being put into a small bowl as a more commodious residence, soon renewed a better web than the first. In this state it was left on the first of November. No further observations have yet been made on the subject.”

“ The principal use of the *Araneada*, in the economy of nature, seems to be that of preventing the too great increase of insects.”

STIRPS 1.—*Legs simple, hinder eyes not placed on the anterior and superior part of the thorax, nor forming an irregular hexagon. The two exterior nipples of the anus longer than the others, and project-*

ing. *Lip* not advancing between the maxillæ nor prominent, but as long as broad.

* *Eyes eight. Mandibles projecting.*

Genus 6. ATYPUS. *Latr., Leach. OLETERA. Walckenäer.*

Eyes on each side geminated: *lip* very small and quadrate, inserted under the base of the maxillæ: *palpi* inserted at the external base of the maxillæ, which are dilated at that part.

Sp. 1. *Aty. Sulzeri.* Black and shining: mandibles very long and strong: thorax nearly quadrate; plain behind, abruptly elevated before: the two middle eyes placed on an eminence: back of the abdomen coriaceous and more shining: joints of the legs shining.

Oletère difforme. *Walck. Tab. des Aran. 7. Atypus Sulzer. Latr., Leach.*

Inhabits France and England. In the latter country it was discovered by Dr. Leach near Exeter, and it has twice occurred near London.

** *Mandibles perpendicular. Eyes six.*

Genus 7. SEGESTRIA. *Latreille, Walckenäer, Leach.*

Maxillæ straight, longitudinal, with the base thickened, dilated externally, somewhat wedge-shaped, the middle longitudinally convex: *Lip* elongate-quadrate, longer than broad, the middle longitudinally convex or subcarinated: *legs*, the first pair longest, rest in proportion, then the fourth, the third pair being shortest: *cycs* placed in a transverse line, the extremities somewhat recurved.

Sp. 1. *Seg. senoculata.* Thorax blackish-brown: abdomen oblong, griseous, with a longitudinal band of blackish spots: legs pale brown with obscure bands.

Aranea senoculata. Fabr. Segestria senoculata. Walck., Latr., Leach. Inhabits rocks and old buildings. It is common in France, near Paris, and in England it is not rare.

Genus 8. DYSDERA. *Latreille, Walckenäer, Leach.*

Maxillæ straight, longitudinal, with the base thickened and externally dilated at the insertion of the palpi: the apex internally obliquely truncated, and thence externally acutely terminated: *palpi* with the first joint short and nearly obsolete: *lip* elongate, quadrate, gradually narrowing towards its point: *eyes* forming the figure of a horse-shoe, the open part in front: *legs* with the first, then the fourth, then the second pair longest, the third shortest: *claws* with a little brush beneath.

Sp. 1. *Dys. erythrina.* Mandibles and thorax sanguineous: legs lightly coloured: abdomen soft, grayish yellow and silky.

Aranea erythrina. Fourcroy Fu. Paris. ii. 224. Dysdera erythrina. Latr., Walck., Leach.

Inhabits the south of France, and England, beneath stones. It is rare in this country, but has been taken in Devonshire, near Plymouth and Exeter, and near London.

*** *Mandibles perpendicular. Eyes eight.*

Genus 9. DRASSUS. *Walck., Latr., Leach.* ΓΝΑΡΗΟΣΑ. *Latr.*

Palpi inserted under the lateral and external margin of the maxillæ towards their middle: *maxillæ* longitudinal, arcuated, gradually becoming broader from the base towards the middle, somewhat concave internally, smooth externally, their middle impressed, the points bent inwards above the lip, and obliquely truncated within: *lip* elongate, ovate-quadrate, or rather oval; the base transversely truncated, inclosing the maxilla: *legs* with the first, and afterwards the second pair longest.

* *Lip somewhat oval; the external side of the maxillæ much bent and arched.*

Sp. 1. *Dras. melanogaster.* Mandibles blackish: thorax and legs obscure brown: thighs light reddish-brown: abdomen cinereous-brown and silky.

Drassus melanogaster. *Latr., Leach.* *Drassus lucifuge.* *Walck.*
Inhabits France and England, under stones.

** *Lip ovate quadrate.*

Sp. 2. *Dras. ater.* Entirely black.

Drassus ater. *Latr., Leach.*

Inhabits the vicinity of Paris, and near London, under stones.

Genus 10. CLUBIONA. *Latr., Walck., Leach.*

Maxillæ straight and longitudinal: the basis a little dilated externally: the apex rounded and obliquely truncated on the inside: *lip* elongate, quadrate, gradually narrowing towards the point: *legs*, the first or the fourth pair longer than the second pair.

* *The two outermost eyes on either side neither placed very close together, nor inserted on a distinct prominence. (The maxillæ in all with an incrassated base; the fourth pair of feet (rarely the first) longest.)*

Sp. 1. *Clu. lapidicola.* Thorax and mandibles pale reddish: feet very light red: abdomen ash-grey coloured.

Inhabits France and England under stones, constructing a globular cell of the size of a common hazel nut, in the centre of which are deposited a vast number of pale yellowish eggs agglutinated into a spherical mass.

The mandibles of the male are porrect, and rather more than half the length of the thorax; those of the female rather vertical.

** *The two external eyes on each side placed rather close to each other. (Maxillæ not always thickened at their base; the first and then the second pair of legs longest.)*

A. *Maxillæ somewhat thickened at their base, and transversely impressed before the middle.*

Sp. 2. *Clu. Nutrix.* Ungulæ black; thorax and mandibles light red: legs very light red: abdomen yellowish green, with an obscure longitudinal band.

It has once occurred in England, near Cheltenham.

B. *Maxillæ not thickened at their base; front not transversely impressed.*

Sp. 3. *Clu. atrox.* Brown: legs pale: tibiæ with dark spots: middle of the back of the abdomen with a somewhat quadrate black spot, margined with yellow.

Inhabits old walls and the fissures of rocks. It is very common in Britain and France.

Genus 11. ARANEA of authors. TEGENERIA. Walck.

Maxillæ straight and longitudinal, with their internal angle distinctly truncate, diameter equal, apex rounded: *lip* elongate, nearly quadrate, longer than broad, towards the superior angles a little narrower: *legs*, the anterior pair about the same length with the fourth pair; third pair shortest: *eyes* disposed in two transverse lines near each other, and bent backwards.

Sp. 1. *Ar. domestica.* Livid-cinereous; thorax of the *male* immaculate; of the *female*, on each side with a longitudinal blackish band: abdomen blackish, middle of its back with a longitudinal, maculose, dentated band, and the lateral lineolæ livid.

Aranca domestica. Linn., Fabr., Latr., Leach. *Tegeneria domestica.* Walck.

Inhabits houses in Europe; spinning its web in a place where there is a cavity, such as the corner of a room. The mode of constructing the web is curious. Having chosen a convenient situation, she fixes one end of the thread to the wall, and passes on to the other side, dragging the thread along with her, till she arrive at the other side, where she fixes the other end of it. Thus she passes and repasses until she has made as many parallel threads as are necessary; she then crosses these by other threads. This net is intended for the capture of her prey; and, in addition to it, the animal prepares a cell for herself, where she remains concealed, and on the watch. Between the cell and the net the spider builds a bridge of threads, which,

by communicating with the threads of the large net, both gives her intelligence when any thing touches the web, and enables her to pass quickly in order to seize it.

Genus 12. AGELENA. *Walckenaer, Leach.*

Maxilla straight and longitudinal, their internal angle slightly truncate; diameters equal, apex rounded: *lip* not longer than broad, towards the superior angle a little narrower: *legs* moderately long, the anterior and fourth pairs of nearly equal length, the third pair shortest: *eyes* disposed in two transverse lines near to each other, and bent backwards.

Sp. 1. *Ag. labyrinthica*. Griseous pale-reddish: thorax on each side with a blackish longitudinal line: abdomen black, above and on each side with white oblique lines forming obtuse angles, running together anteriorly in pairs; the weaving appendices or nipples conic, elongate.

Inhabits the fields. It is very common in most parts of Europe during the summer months. In Britain it is most abundant in the autumn. It spins a horizontal web on the ground, in which it watches for its prey, consisting of flies and other dipterous insects. The spider itself lives in a funnel-shaped cavity, often extending below the surface of the ground.

Genus 13. ARGYRONETA. *Latreille, Walckenaer, Leach.*

Maxilla short, straight, elongate quadrate, the sides of nearly equal diameters; anteriorly convex; the apex rounded: *lip* short, shorter than the maxilla; of a narrow elongate-triangular form; the anterior aspect convex; the apex obtuse or truncate: *legs*, the first, the fourth pair longest; the second pair shortest: *eyes* with the four middle ones forming a quadrangle, the two on each side set obliquely and subgeminated.

Sp. 1. *Arg. aquatica*. Blackish-brown: abdomen black velvety, with some impressed dots on its back.

Aranea aquatica. *Linu., Fabr.* *Argyroneta aquatica*. *Latr., Walck., Leach.*

Inhabits Europe, frequenting slow running waters and ditches, spinning a web most beautifully constructed under the water, in which it lives, being surrounded with air, which shines through the water with a silvery lustre. The eggs are deposited in a globose silky bag. It is extremely common in most of the ditches round London, and may be observed, especially in the beginning of the summer, building its nest beneath the water, or running along the lines by which it is suspended.

STIRPS 2.—*Legs* simple: *hinder eyes* not placed on the anterior and superior of the thorax, nor forming an irregular hexagon: *nipples*

of the anus short and nearly equal, of a conic form: *lip* nearly semicircular, broader than long, and projecting between the maxillæ: (*eyes* eight.)

* *Eyes* not describing the segment of a circle. *Maxilla* straightened towards their extremities, but not dilated.

Genus 14. SYCTODES. *Latreille, Walckenäer, Leach.*

Maxillæ oblique and longitudinal, covering the sides of the lip; their bases thickened, the apex internally obliquely truncated: *lip* somewhat quadrate, the base a little contracted: *legs* with the fourth, then the first pair longest; the third pair shortest.

Sp. 1. *Syc. thoracica*. Pale reddish-white, spotted with black; thorax large and somewhat orbicular, elevated roundly behind: abdomen lighter in colour, and subglobose.

Inhabits Paris, in houses. It has twice occurred near Dover, but both the individuals were females.

Genus 15. THERIDIUM. *Walckenäer, Latreille, Leach.*

Maxillæ with an oblique direction covering the sides of the lip, converging towards their points; of equal breadth; the internal apex obtuse, or obliquely truncated: *lip* small, triangular, or semicircular; the apex truncate or subrounded: *legs* elongate, the first, then the fourth pair longest: *eyes* with four in the centre, forming a quadrangle, the under ones placed on a common elevation; two others on each side geminated, and situated on a common elevation.

Sp. 1. *Th. sisiphum*. Rufous: abdomen globose, with three lines, Theridium sisiphum. *Leach.*

Inhabits Europe, in the corners of buildings, walls, and rocks. *It is figured by Lister, t. 14. fig. 14.*

Genus 16. PHOLCUS. *Walckenäer, Latreille, Leach.*

Maxillæ oblique, covering the sides of the lip, converging from the base to the apex: *apex* internally truncated: *lip* transversely quadrate; the lateral angles of the apex rounded and somewhat margined: *legs* very long and very slender; the first, then the second and fourth (nearly equal) the longest: *eyes* inserted on a tubercle; two geminated and placed transversely in the middle; three on each side amassed in a triangle, one larger than the rest.

Sp. 1. *Ph. phalangoides*. Pale-livid: abdomen clongate, cylindric-oval, very soft, obscure cinereous: tip of the tibiæ and thighs with a pale ring of a whitish colour.

Pholcus phalangoides. *Walck., Latr., Leach.* Aranea Pluchii. *Scopol.* Aranea opilionides. *Schrank.* Aranea phalangoides. *Fourcroy.*

Inhabits houses in Europe; in the western parts of England it is extremely common. Its body vibrates like that of a tipulideous insect.

** *Eyes not describing the segment of a circle. Maxillæ straight, with their points dilated.*

Genus 17. TETRAGNATHA. Latreille, Leach.

Eyes subequal; disposed in two straight and almost parallel transverse lines, the four middle ones forming nearly a regular quadrangle: *maxillæ* straight, elongate and narrow, almost equally broad; the apex externally dilated and round: *lip* semicircular and somewhat notched: *legs* very long and very slender; the first pair longest, then the second, afterwards the fourth.

Sp. 1. *Tet. extensa*. Reddish; abdomen oblong, golden green, with the sides and two lines below yellowish; the middle below longitudinally black.

Aranea extensa. Linn., Fabr. Tetragnatha extensa. Latr., Walck., Leach. Inhabits Europe; frequenting moist places, in which it constructs a vertical web, sitting on it with its legs extended.

Genus 18. EPEÏRA. Walckenüer, Latreille, Leach.

Latreille has divided this genus into sections, most of which would form good genera.

Eyes with the four middle ones placed on an abruptly formed tubercle in the form of a quadrangle, the two anterior ones largest and most distant; the lateral eyes on each side subgeminated and placed obliquely on a tubercle: *maxillæ* subcircular, internally membranaceous: *lip* semicircular; short, with the point membranaceous: *legs* moderately long, hispid, the thighs rather strong; the first pair largest, then the second, afterwards the fourth pair: *thorax* inversely elongate subcordate, anteriorly broadly truncated: *abdomen* subglobose, large, much broader than the thorax.

Sp. 1. *Ep. Diadema*. Reddish; abdomen globose-oval, with an elevated angle on each side of its base; dorsal band broad, triangular, dented, darker, with a triple cross of luteous white dots or spots, and with four impressed dots disposed in a quadrangle.

Aranea Diadema. Linn. Araignée à croix. De Geer. Epëira Diadema. Walck., Latr., Leach.

Inhabits Europe. It frequents the borders of woods, rocks, and gardens, and is well known in Britain by the names Sceptre or Diadem Spider.

*** *Eyes describing the segment of a circle.*

Genus 19. THOMISUS. Walck., Latr., Leach. HETEROPODA.
LATZ. MISUMENA. Latr.

Eyes generally subequal, placed in two transverse lines in a kind of semicircle: *maxillæ* oblique, covering the side of the lip and in some degree converging; the internal apex truncate: *lip* somewhat oval

or nearly quadrate, generally longer than broad: *legs*, the first and second pair longest: the second rather longest; the third and fourth pair of legs much less, sometimes one being largest, sometimes the other.

The *mandibles* of the animals composing this genus are either perpendicular or somewhat inflexed; in many conical with many short claws.

* *Thorax convex, cordiform; the sides, especially behind, abruptly sloping, anteriorly broadly truncate; the largest legs not double the length of the body; the first and second pair much thicker than the others, sometimes one sometimes the other being longest. The first joint of the tarsi, with several moveable little spines, in a single or in a double series; the claws of the tarsi naked. Lip somewhat oval, the apex truncate or obtuse. Apex of the maxillæ wedge-shaped.*

Sp. 1. *Tho. citreus*. Thorax at the insertion of the eyes transversely elevated; the sides anteriorly produced and prominent: eyes equal: abdomen roundish, trigonal, broader behind, with a red line on each side: body yellowish citron-coloured.

Inhabits Europe, living in flowers. It is very common in Britain. The male is rare, smaller than the female; of a brown colour banded with yellowish green.

** *Thorax convex, cordiform; the sides, especially behind, abruptly sloping, the anterior part broadly truncated; the larger legs not twice the length of the body, all of nearly an equal degree of thickness; the hinder four not much shorter; the anterior with four little spines: the claws of all the tarsi scarcely visible. Lips somewhat oval: the apex truncate or obtuse. Maxillæ at their points wedge-shaped.*

Sp. 2. *Tho. lynceus*. Lateral eyes largest, placed on an eminence, the tubercles of the hinder ones thickest: body pale yellowish-grey, variegated with punctures and spots of a blackish colour; abdomen very large, of a triangular-oval form, broader behind.

Inhabits France and Scotland. Latreille considers it to be much allied to *Thomisus onustus* of Walckenaër.

*** *Thorax depressed, somewhat oval, very obtuse before; the larger legs not twice the length of the body; all the legs of equal thickness; the tarsi hairy beneath, the first joint with a few little spines; the apex with two brushes under the claws: abdomen oblong: the maxillæ beyond the insertion of the palpi, nearly of equal breadth, distinctly and abruptly truncated: lip somewhat quadrate: hinder eyes distant,*

Sp. 3. *Tho. oblongus*. Pale-yellowish, with white hairs above: abdomen somewhat cylindrical, with obscure longitudinal lines.

Inhabits France, Denmark, and England, on plants.

STIRPS 3.—*Legs* not formed for leaping. *Hinder eyes* placed on the anterior and superior part of the thorax, forming an irregular hexagon. (*Hinder pair of legs* longest.)

Genus 20. LYCOSA. *Latreille, Walckenaër, Leach.*

Maxilla straight, anteriorly convex; externally towards the side somewhat arcuated; internally slightly margined, gradually narrowing towards the base; the apex obliquely truncate, forming almost an inverted triangle: *lip* elongate, quadrate: *legs* strong, the fourth pair longest, then the second; the third shortest.

Sp. 1. *Lyc. saccata*. Above smoky-black clouded with cinereous villosity; carina of the thorax obscure, reddish, with a cinereous villosous line; base of the abdomen with a little bundle of griseous hairs: *legs* livid-red, with blackish spots.

Inhabits Europe. It is very common in Britain: the female may be observed in gardens carrying her bag of eggs, of a green colour: palpi, mandibles, and anterior margin of the thorax livid-red in the female, black in the male.

Genus 21. DOLOMEDES. *Latreille, Walckenaër, Leach.*

Maxilla straight, oval-quadrate; the apex externally rounded, internally obliquely truncate: *lip* somewhat square, the diameters nearly equal, the points of the angles rounded: *legs* elongate; the fourth pair longest, then the second; the third shortest: *claws* exerted, without brushes below.

Sp. 1. *Dol. mirabilis*. Pale reddish, covered with greyish down: thorax heart-shaped, anteriorly abruptly sloping: the anterior angles and dorsal line whitish: abdomen conical, suboval: back darker.

Aranea saccata. *Linn.* *Dolomedes mirabilis*. *Walck., Latr., Leach.*
Aranea Listeri. *Scopoli.* *Aranea obscura*. *Fabr.*

Inhabits woods.

STIRPS 4.—*Legs* formed for leaping: (*Eyes* eight. *Thorax* never carinated.)

Genus 22. SALTICUS. *Latr., Leach.* ATTUS. *Walck.*

Maxilla straight, longitudinal, subrhomboidal, or inverse-cuneate-ovate: *lip* elongate, suboval, the apex obtuse: *palpi* clavate: *thorax* truncate-ovate or parallelogrammic: *eyes* disposed in the form of a horse-shoe, the two middle ones largest: *legs* thick and short; the first pair thickest and not longer than the fourth pair; the second and the third pairs of nearly an equal length, and shorter than the two other pairs.

Sp. 1. *Sal. scenicus*. Black; margin of the thorax covered with white down: abdomen short ovate; above with a reddish-gray pubescence, with three transverse arcuate lines, and the anus white; the first band basal and entire, the others acutely bent anteriorly, and interrupted in their middle.

Aranca scenica. *Lin.*, *Fabr.* Atte paré. *Walck.* *Salticus scenicus.* *Latr.*, *Leach.*

Inhabits walls and palings. It is found in most parts of Europe, and is called in Britain the Hunting Spider.

Genus 23. ATTUS. *Walck.*, *Leach's Supp. to Encycl. Brit.* SAL-
TICUS. *Latr.*, *Leach's Edin. Encycl.* vol. vii.

Maxilla straight, longitudinal, subrhomboidal or inversely cuneate-ovate: *lip* elongate, suboval, with the apex obtuse: *palpi* filiform: *thorax* elongate, narrow, subconic: *eyes* disposed in the form of a horse-shoe; the two middle eyes largest: *legs* slender, elongate, the first pair thickest and not longer than the fourth pair; the second and third pairs of nearly an equal length and shorter than the other pairs.

Sp. 1. *Att. formicarius.* Thorax anteriorly black, behind red: abdomen fuscous, with a white spot on each side: legs red.

Attus formicarius. *Walck.* *Salticus formicarius.* *Latr.*, *Leach.* Araignée fourmi. *De Geer.*

Inhabits Europe, residing on plants and walls. It is very rare in Scotland, and has not been observed in England.

Class IV. ACARI. *Leach's MSS.*

In the *Supplement to Encycl. Brit.* vol. i. the animals of this Class were arranged with the Arachnoida and formed the Order Monomerosomata. Since that paper was written, Dr. Leach has, from a further investigation of their characters, separated them from the Arachnoida (in which they differ essentially), and considers them as a distinct class; they are for the most part parasitic, living on the bodies of other animals: to the lovers of the microscope these animals will afford an extensive field for their research and investigation; they are very numerous, highly interesting, and as yet but imperfectly known.

CHARACTER.—*Body* formed but of one segment: *mouth* rostriform, or in some furnished with maxillæ and mandibles: *legs* six or eight: *tracheæ* for respiration.

Section I.—*Legs formed for walking.*

A. *Mouth with mandibles.*

Fam. I. TROMBIDIADÆ. *Leach.*

Palpi porrect, and furnished at their extremities with a moveable appendage. *Eyes* two, placed on a pillar. *Body* apparently divided into two parts by a transverse line; the anterior division bearing the eyes, mouth, and four anterior legs.

Genus 1. TROMBIDIUM. *Fabr., Latr., Leach.**Legs eight.*

Sp. 1. *Trom. holosericeum*. Subquadrate, blood-red, tomentose; the down short composed of cylindric papillæ, which are rounded at their extremities.

Trombidium holosericeum. *Fabr., Latr.*

Inhabits Europe, and is abundant in the spring.

Genus 2. OCYPETE. *Leach.**Legs six.*

Sp. 1. *Ocy. rubra*. Red; back with a few long hairs, the legs with many short hairs of a rufous ash-colour; eyes black brown.

Ocypete rubra. *Leach, Trans. Linn. Soc. xi.*

This curious little animal, which is not larger than a grain of small sand, is parasitic, and is frequently to be found on the largest tipuladous insects, adhering to their legs. No less than sixteen specimens have been obtained from one insect.

FAM. II. GAMMASIDÆ. *Leach.*

Palpi porrect, simple.

Genus 3. GAMMASUS. *Latreille, Leach.*

Body depressed, the skin of the back partly or entirely coriaceous.

* *Anterior portion of the back, and a triangular part behind, coriaceous.*

Sp. 1. *Gamm. Colcopturatorum*. Coriaceous parts of the back fuscous; anterior pair of legs a little longer than the hinder ones.

Gammase des Coléoptères. *Latr. Hist. Nat. des Crust. et des Insect. vii. 399.* *Gammassus Colcopturatorum*. *Latr. Gen. Crust. et Insect. i. 147.* *Leach. Acarus Coleopturatorum. Linn., Fabr.*

Inhabits the excrements of horses and oxen, often attaching itself to *Scarabæi, Histeres*, &c. in great numbers.

** *Back entirely coriaceous.*

Sp. 2. *Gamm. marginatus*. Ovate, brown; belly coriaceous, the sides alone membranaceous and whitish; anterior legs nearly twice the length of the body.

Inhabits dung and dead animals.

FAM. III. ACARIDÆ. *Leach.*

Mouth furnished with mandibles: *palpi* simple, very short, not porrected.

Genus 4. ORIBITA. *Latreille, Leach.*

Body covered by a coriaceous skin; anterior part rostrated: the produced part inclosing the organs of mastication: *abdomen* subglobose: *tarsi* with claws.

Sp. 1. *Or. geniculata*. Fuscous-castaneous, shining, hairy: legs pale-fuscous: thighs subclavate.

Acarus geniculatus. *Linn.*

Inhabits trees and beneath stones. It is common in Sweden, Germany, and England.

Genus 5. NOTASPIS. *Hermann.*

Body covered by a coriaceous skin, the anterior part rostrated, the produced part inclosing the organs of mastication: *abdomen* subglobose, the sides anteriorly with a wing-like process: *tarsi* with claws.

Sp. 1. *Not. humeralis*. Abdomen blackish-chesnut; the produced parts membranaceous.

Mitte à rebord. *De Geer.* Oribita humeralis. *Latr., Leach.*

Inhabits moss and beneath stones. It is not uncommon in the southern parts of Devonshire.

Genus 6. ACARUS of authors.

Body soft: *mouth* naked: *tarsi* with a pedunculated vesicle at their extremities.

Sp. 1. *Aca. domesticus*. White, with two brown spots; body ovate, the middle coarctate, with very long hairs: legs equal.

Acarus Siro. *Linn., Fabr., Leach Edin. Encycl.* vii. 415. *Acarus domesticus*. *Latr., Leach Supp. to Encycl. Brit.* i. 444.

Inhabits houses, living in cheese and flour that have been kept too long.

B. *Mouth* furnished with a rostrum.

Fam. IV. IXODIADÆ. *Leach.*

Eyes obscure or concealed.

STIRPS 1.—*Palpi* and *rostrum* exerted.

Genus 7. IXODES. *Latreille, Leach.* CYNORHÆSTES. *Hermann.*
Palpi equally broad, longer than broad.

Sp. 1. *Ix. Ricinus*. Scutum rounded, smaller; with the vagina of the rostrum and the legs fuscous: abdomen varying in colour.

Acarus Ricinus. *Linn., Fabr.* *Ixodes Ricinus*. *Latr., Leach.*

Inhabits Europe, attaching itself to dogs. In Britain it is called the Dog-tick.

Dr. Leach has written a paper on the British species of this genus, which is published in the eleventh volume of the *Transactions of the Linnean Society*.

STIRPS 2.—*Palpi* and *rostrum* hidden.

Genus 8. UROPODA. *Latreille, Leach.*

Body oval, orbiculate: back corneous, clypeiform, the disc being gradually convex; beneath flat: *anus* produced into a long filiform peduncle (by which it adheres to coleopterous insects): *legs* very short, pressed close to the body, the first pair shortest, the second pair rather longer, the third distinctly longer, the fourth pair longest.

Sp. 1. *Uro. vegetans*. Brown, very smooth, shining.

Mitte vegetative. *De Geer.*, vii. 123. *pl.* 7. *fig.* 15.

Uropoda vegetans. *Latr.*, *Leach*.

Inhabits France and England, attaching itself to the legs, abdomen, and elytra of *Histeres*, *Aphodii*, &c. by its pedunculated anus.

Fam. V. CHEYLETIDÆ. *Leach*.

Eyes distinct: *palpi* concealed.

STIRPS 1.—*Palpi* distinct.

Genus 9. SARCOPTES. *Latreille*, *Leach*.

Sp. 1. *Sar. Scabiei*. Subrotundate; legs short, reddish; four hinder ones, with a very long seta: the plante of the four anterior ones terminated by a swelling.

Mitte de la Gale. *De Geer.* *Acarus Scabiei*. *Fabr.* Le Ciron de la Gale. *Geoff.* Sarcopte de la Gale. *Latr. Hist. Nat. des Crust. et des Insect.* viii. 55. et vii. *pl.* 66. *Sarcoptes Scabiei*. *Latr.*, *Leach*.

Inhabits the ulcers of the itch. *Acarus exulcerans* of *Linné* is probably this animal, or is at least referable to the same genus.

Section II.—*Legs formed for swimming*.

Fam. HYDRACHNIDÆ.

Mouth with mandibles.

Genus 10. HYDRACHINA. *Müll.*, *Oliv.*. *Latr.*, *Leach*.

Palpi subcylindric, porrect, arcuate inflexed, four-jointed, the last acute unguiform: *mouth* produced into a conic rostrum: *body* globose: *legs* finbriated with hairs, and situated at equal distances from each other.

Sp. 1. *Hy. geographica*. Black, with coccineous spots and dots.

Hydrachna geographica. *Müll. Hydr.* 59. *tab.* 3. *fig.* 3-5. *Latr.*, *Leach*.

Inhabits waters that flow gently. It is a most beautiful animal, and is very common near London.

Genus 11. LIMNOCHARES. *Latr.*, *Leach*.

Palpi incurved, the apex acute simple: *mouth* with a very short rostrum: *body* depressed: *legs* short, the four hinder ones remote: *eyes* two.

Sp. 1. *Lim. holosericea*. Body ovate, red, rugose, soft; eyes black.

Acarus aquaticus. *Linn.* La Tique rouge satinée aquatique. *Geoff.*

Mitte satinée aquatique. *De Geer.* *Trombidium aquaticum*. *Fabr.*

Limnochares holosericea. *Latr.*, *Leach*.

Inhabits Europe. It is very common in most of our ponds during the summer months. It varies much in colour, but is generally found of a bright red or greyish-red colour, and of all the intermediate varieties of shape.

Class V. *INSECTA*.

History.—*INSECTA*, so named from *in* (into) and *seco* (to cut). This term was applied to these animals by the Latins; by the Greeks they were named *Entoma* (ἐντομᾶ), from ἐν, *into*, and τέμνω, *to cut*. Insects were so named, because their bodies are composed of many joints or segments; on which account several of the ancient and older naturalists placed them with the classes *Crustacea*, *Myriapoda*, *Arachnoida*, and *Vermes*.

The oldest records on this subject are to be found in the sacred writings, where mention is made of locusts, flies, and caterpillars; and it is probable that Moses had acquired some knowledge of insects from the Egyptian sages, as his writings abound with passages relating to insects.

Hippocrates, as we are told by Pliny, wrote on insects; and the writings of the earlier Greek and Latin philosophers, quoted by Pliny, afford extracts of his labours.

Aristotle, in his *History of Animals*, has devoted a very considerable portion of his attention to insects, and has described their general external structure with great accuracy.

Aldrovandus, in 1602, published a very voluminous work, *De Animalibus Insectis*, in which he divides insects into *Terrestrial* and *Aquatic*.

In 1612, Wolfgang Frantzius published *Historia Animalium Sacra*, which contains some new observations, and a distribution of insects into *Aërial*, *Aquatic*, and *Terrestrial*.

Swammerdam, who published his *Historia Insectorum Generalis* in 1669, divided genuine insects into, 1st, Those which, after leaving the egg, appear under the form of the perfect insect, but have no wings, which parts are afterwards produced: 2dly, Those insects which appear, when hatched from the eggs, under the form of a larva, and, when full grown, change into a chrysalis, where it remains until its parts are fit to be developed: 3dly, Those which, having attained the pupa (chrysalis or nymphæ) state, do not divest themselves of their skin. His other divisions refer to animals of the classes *Arachnoida*, *Crustacea*, and *Myriapoda*; and the whole of his work contains much valuable observation on the structure and economy of these animals.

In 1735, Linné published the first edition of his *Systema Naturæ, sive Regna tria Naturæ systematicè proposita per Classes, Ordines, Genera, et Species*, in which work Insects are distributed into four Orders, according to the number and form of their wings: 1. *COLEOPTERA*; 2. *ANGIOPTERA*; 3. *HEMIPTERA*; 4. *APTERA*.

With the last Order he included *Crustacea*, *Arachnides*, *Myriapoda*, *Vermes*, and certain *Zoophytes*; but in subsequent editions of this work

he separated the Vermes, as Aristotle had done before him, and established them as a class distinct from Insects.

Schæffer, in 1741, published a valuable work, under the title *Icones Insectorum circa Ratisbonam indigenorum*. The classification proposed by the author differs entirely from that of Linné, and approaches in some respects that proposed by Geoffroy.

In 1764, Geoffroy published his most valuable System of Insects, under the title *Histoire abrégée des Insectes, &c.* in which these animals are arranged into six sections.

In 1776, J. C. Fabricius, a pupil of Linné, published a new system of entomology, under the title *Systema Entomologiæ*, in which the principles of a new mode of classification, founded on the organs of deglutition and mastication, is for the first time developed. This system, which has undergone several modifications, is named the *Cibarian System*.

Scopoli, in 1777, published his *Introductio ad Historiam Naturalem*, in which work he divides insects into five tribes, under the singular appellations of, 1. *Swammerdami-Lucifuga*; 2. *Geoffroy-Gymnoptera*; 3. *Roeslii-Lepidoptera*; 4. *Reaumurii-Proboscidea*; 5. *Frischii-Coleoptera*, identifying each tribe by the name of each author, who has, in his opinion, been most successful in the explanation of that to which his name is attached.

The *Lucifuga* includes the lice; *Gymnoptera*, his *hulterata*, *aculeata*, and *caudata*: *Lepidoptera*, the moths and butterflies: *Proboscidea* he has divided into terrestrial and aquatic; and the *Coleoptera* he divides into those inhabiting water, and those the land.

In 1780, Linné produced the twelfth edition of his *Systema Naturæ*, which was the last systematic work of that illustrious naturalist.

In 1793, P. A. Latreille published his *Précis des Caractères Génériques des Insectes*, in which he divided Insects into I. AILE'S: 1. *Coleoptera*, 2. *Orthoptera*, 3. *Hemiptera*, 4. *Neuroptera*, 5. *Lepidoptera*. II. APTÈRES: 6. *Suctorioria*, 7. *Thasynoura*.

In 1798, J. C. Fabricius produced his last general systematic work, the *Supplementum Entomologiæ Systematicæ*, which presents an outline of his system in its latest state; and which, being the result of much knowledge, demands a considerable portion of attention.

In the *Entomologie Helvétique*, a work published in 1798, Clairville, its author, has arranged Insects in the following manner:

* PTEROPHORA; MANDIBULATA. With wings and jaws.

Section 1.	ELYTROPTERA.	Wings crustaceous.
2.	DERATOPTERA.	Wings coriaceous.
3.	DICTYOPTERA.	Wings reticulated.
4.	PHLEBOPTERA.	Wings veined.

** PTEROPHORA; HAUSTELLATA. With wings and a haustellum.

Section 5. HALTERIPTERA. Wings with poisers.

6. LEPIDOPTERA. Wings with powder.

7. HEMIMEROPTERA. Wings partly obscure, partly diaphanous.

*** APTERA; HAUSTELLATA. Without wings; with a sucker.

8. ROPHOPTERA. Sucker sharp.

**** APTERA; MANDIBULATA. Without wings, with jaws.

9. PODODUNERA. Legs formed for running.

In 1800, Cuvier, with the assistance of Duméril, published his *Anatomie Comparée*, in which the organization of Insects is treated of at great length.

In 1801, J. B. Lamarck produced his *Système des Animaux sans Vertèbres*, in which work he has arranged some of the genuine Insects with the *Arachnoïda*; the rest he distributes into the following Orders:

* With mandibles and jaws.

Order I. COLEOPTERA. II. ORTHOPTERA. III. NEUROPTERA.

** With mandibles, and with a kind of proboscis.

Order IV. HYMENOPTERA.

*** No mandibles. A trunk or sucker.

Order V. LEPIDOPTERA. VI. HEMIPTERA. VII. DIPTERA. VIII. APTERA.

In 1806, Latreille published his *Genera Crustaceorum et Insectorum*, in which he has denominated the true Insects *Insecta Pterodictica*; and has arranged them in the following manner:

Century I. ELYTHROPTERA.

Elytra two, covering the wings entirely.

Cohors I. ODONTOTA.

Mouth with mandibles, maxillæ, and lip. Wings folded.

Order I. COLEOPTERA. II. ORTHOPTERA.

Cohors II. SIPHONOSTOMA.

Order III. HEMIPTERA.

Century II. GYMNOPTERA.

Wings naked.

Cohors I. ODONTATA.

Mouth with mandibles, maxillæ, and lip. Wings four.

Order IV.—NEUROPTERA. V. HYMENOPTERA.

Cohors II. SIPHONOSTOMA.

Mouth tubular, formed for sucking.

Order VI. LEPIDOPTERA. VII. DIPTERA. VIII. SUCTORIA.

Latreille has retained the same general arrangement in his last work, *Considerations Générales sur l'Ordre Naturelle*, &c. but he has rejected the divisions into Legions, Centuries, and Cohorts.

Duméril, in his *Zoologie Analytique*, arranges insects into Eight Orders, the last of which also comprehends the Classes *Arachnoïda* and *Myriapoda*.

In 1812 Lamarek published a little work, entitled *Extrait du Cours de Zoologie du Muséum d'Histoire Naturelle*, in which he has continued the general arrangement published by him in 1801.

In 1815, vol. ix. of the *Edinburgh Encyclopædia* was published, in which Dr. Leach gave the following arrangement of Insects into Orders, and has added to them the *Parasita* and *Thysanoura*, which Latreille placed with the *Arachnoïda*.

Subclass I. AMETABOLIA.

Order I. THYSANURA. II. ANOPLURA.

Subclass II. METABOLIA.

Century I. ELYTHROPTERA.

Insects with clytra.

Cohors I. ODONTOSTOMATA.

Mouth with mandibles.

* *Metamorphosis incomplete*.

Order III. COLEOPTERA.

** *Metamorphosis nearly coarctate*.

Order IV. STREPSIPTERA.

*** *Metamorphosis scui-complete*.

Order V. DERMAPTERA. VI. ORTHOPTERA. VII. DICTYOPTERA.

Cohors II. SIPHONOSTOMATA.

Mouth with an articulated rostrum.

Order VIII. HEMIPTERA. IX. OMOPTERA.

Century II. MEDAMOPTERA.

Insects without wings or clytra.

Order X. APTERA.

Century III. GYMNOPTERA.

Insects with wings but no clytra.

Cohors I. GLOSSOSTOMATA.

Mouth with a spiral tongue.

Order XI. LEPIDOPTERA.

Cohors II. GNATHOSTOMATA.

Mouth with maxillæ and lip.

Order XII. TRICHOPTERA.

Cohors III. ODONTOSTOMATA.

Mouth with mandibles, maxillæ, and lip.

Order XIII. NEUROPTERA. XIV. HYMENOPTERA.

Cohors IV. SIPHONOSTOMATA.

Mouth tubular, formed for sucking.

Order XV. DIPTERA.

As the above arrangement is subject to various objections, I shall adopt that since given by the same author in vol. iii, of his *Zoological Miscellany*.

Class V. *INSECTA*.

Subclass I. AMETABOLIA.

Insects undergoing no metamorphosis.

Order I. THYSANURA.—*Tail* armed with setæ.

Order II. ANOPLURA.—*Tail* without setæ.

Subclass 2. METABOLIA.

Insects undergoing metamorphosis.

Order III. COLLEOPTERA.—*Wings* two, transversely folded, covered by two crustaceous or hard coriaceous clytra, meeting (generally) with a straight suture. *Mouth* with mandibles. (*Metamorphosis* incomplete.)

Order IV. DERMAPTERA.—*Wings* two, longitudinally and transversely folded. *Elytra* subcrustaceous, abbreviated, with the suture straight. *Mouth* with mandibles. (*Metamorphosis* semi-complete.)

Order V. ORTHOPTERA.—*Wings* two, longitudinally folded, covered by two coriaceous elytra, the margin of one elytron covering the same part of the other. *Mouth* with mandibles. (*Metamorphosis* semi-complete.)

Order VI. DICTYOPTERA.—*Wings* two, longitudinally folded, twice or more, covered by two coriaceous elytra; one elytron decussating the other obliquely. *Mouth* with mandibles. (*Metamorphosis* semi-complete.)

Order VII. HEMIPTERA.—*Wings* two, covered by two crustaceous or coriaceous elytra (the tips of which are generally membranaceous), horizontal, one decussating the other obliquely. *Mouth* with an articulated rostrum. (*Metamorphosis* semi-complete.)

Order VIII. OMOPTERA.—*Wings* two, covered by two elytra which are entirely coriaceous or membranaceous; meeting obliquely with a straight suture. *Mouth* with an articulated rostrum. (*Metamorphosis* semi-complete or incomplete.)

Order IX. APTERA.—*No wings* or elytra. *Mouth* with a tubular jointed sucking rostrum. (*Metamorphosis* incomplete.)

Order X. LEPIDOPTERA.—*Wings* four, membranaceous, covered with meal-like scales. *Mouth* with a spiral tongue. (*Metamorphosis* incomplete.)

Order XI. TRICHOPTERA.—*Wings* four, membranaceous; the pterigostia or wing bones hairy. *Mouth* with maxilla and lip. (*Metamorphosis* incomplete.)

Order XII. NEUROPTERA.—*Wings* four, membranaceous, generally of equal size, with numerous decussating pterigostia resembling a network. *Mouth* with mandibles, maxilla, and lip. (*Metamorphosis* incomplete or semicomplete.)

Order XIII. HYMENOPTERA.—*Wings* four, membranaceous, the hinder ones always smallest; the pterigostia not decussating each other, so as to resemble a net-work. *Mouth* with mandibles, maxillæ and lip. (*Metamorphosis* incomplete.)

Order XIV. RHUPIPTERA.—*Wings* two, longitudinally folded. *Mouth* with mandibles. (*Metamorphosis* subcoarctate.)

Order XV. DIPTERA.—*Wings* two, with halteres or balancers at their base. *Mouth* tubular, formed, for sucking. (*Metamorphosis* incomplete or subcoarctate.)

Order XVI. OMALOPTERA.—*Mouth* furnished with mandibles and

elongated maxillæ: *lip* simple. *Wings* two or none. (*Metamorphosis* coarctata.)

Subclass I. INSECTA AMETABOLIA.

Order I. THYSANURA. *Leach*.

THYSANOURA. *Latreille*.

Tail furnished with setæ or filaments: *mouth* with mandibles, palpi, labrum, and labium.

The body of the animals which compose this Order is generally covered with scales or hair. Their motion is extremely rapid, or performed by leaping.

Fam. I. LEPISMAÆ. *Leach's MSS.*

Palpi very distinct and prominent, or exerted: *antennæ* composed of a vast number of very short joints: *tail* with three exerted setæ.

STIRPS 1.—*Body* depressed, and moving with a running motion: *tail* with three nearly equal filaments.

Genus 1. LEPISMA. *Lin.*, *De Geer*, *Fabr.*, *Latr.*, *Leach*. SE-TOURA. *Brown*. FORBICINA. *Geoff.*, *Lamarck*.

Antennæ inserted between the eyes: *maxillary palpi* slender, composed of five joints, the last of which is elongate and very slender: *labial palpi* with their joints compressed, dilated, and round: *eyes* small and remote.

Sp. 1. *Lep. saccharina*. Body covered with silvery scales.

Inhabits Europe. It is very common amongst books, clothes, &c. and wanders about during the night. It is supposed to have been originally introduced into Europe from America, where it is said to live amongst sugar.

STIRPS 2.—*Body* convex, with an arched back formed for springing. *Tail* with three setæ, the middle one longest.

Genus 2. FORBICINA. *Geoff.*, *Leach*. LEPISMA. *Lin.*, *Olivier*. MACHILIS. *Latr.*

Antennæ inserted under the eyes, shorter than the body: *maxillary palpi* thick, with six joints, the last conic: *labial palpi* with the apex membranaceous: *eyes* large and contiguous.

Sp. 1. *For. polypoda*. Smoky brown, with obscure rust-coloured spots.

Lepisma polypoda. *Lin.* *Lepisma saccharina*. *Vill. Ent.* 4. *tab.* 11.

fig. 1. *Machilis polypoda*. *Latr. Gen. Crust. et Ins.* 1. p. 165. *tab.* 6.

fig. 4. *magnified* La Forbicine cylindrique. *Geoff.* Forbicina polypoda. *Leach*.

Inhabits all the temperate parts of Europe, and is found in woods and under stones.

Genus 3. PETROBIUS. *Leach's Zoological Miscellany*, vol. iii.
tab. 115. LEPISMA. *Fabr.?*

Antennæ longer than the body, inserted under the eyes: *maxillary palpi* six-jointed; the fifth joint inversely conic, the sixth conic: *labial palpi* with the last joint obliquely truncate, with the apex acute, and not membranaceous: *eyes* large and contiguous.

Sp. 1. *Pet. maritimus*. Blackish, with golden scales: feet yellowish: setæ of the tail annulated with white.

Inhabits all the rocky shores of Britain. Dr. Leach first observed this species on the Devonshire coast, and afterwards in Ireland, Scotland, and Wales. It is very active, runs fast, and leaps to a great distance. Dr. L. suspects that it has been confounded by Fabricius with *Forbicina polypoda*.

Fam. II. PODURÆ. *Leach*.

Palpi not exerted nor very conspicuous: *antennæ* composed of four joints, the last sometimes formed of several other minute articulations: *tail* forked, and bent beneath the abdomen.

Genus 4. PODURA. *Linn., Geoff., De Geer., Fabr., Lam., Hermann, Leach*.

Antennæ with the last joint solid, not articulated: *abdomen* elongate, linear.

Sp. 1. *Pod. plumbea*. Lead-coloured, shining, with griseous head and feet.

Podura plumbea. *Linn., Fabr., Latr., Leach*. Podure plombée. *De Geer*. La Podure grise commune. *Geoff.*

Inhabits Europe under stones.

There are a great number of species in this and the following genus, which are worthy of attention. Fabricius has placed these two genera together without the slightest distinction, and has described several species, which it is hoped some future zoologist will be induced to examine.

Genus 5. SMYNTHURUS. *Latr., Leach*. PODURA. *Linn., Fabr., De Geer., Geoff.*

Sp. 1. *Smynt. fuscus*. Body entirely brown.

La Podure brun enfumée. *Geoff.* Podura atra. *Linn.?* *Fabr.* Smynturus fuscus. *Latr., Leach*.

Inhabits Europe; is common on the ground and in damp hedges.

Order II. ANOPLURA. *Leach*.

PARASITA. *Latreille*.

Tail without setæ or filaments: *mouth* in some furnished with two teeth (or mandibles?) and an opening beneath; in others with a tubulose very short haustellum.

The animals of this Order are parasitical, and were by Latreille

placed in an order which he named *Parasita*. This name Dr. Leach has changed for the sake of harmony, and also to render the name more easy of retention in the memory, the characters being drawn from the same parts.

Their motion is slow, and their nourishment is derived from the blood of mammalia, birds and insects.

“It is almost an established fact, that every species of bird (and probably mammiferous animal) has its own peculiar parasite; and there is no instance of the same species of louse having been observed on two distinct species of birds, although some birds (as the raven oyster-catcher, &c.) are infested with several species of parasites.” The importance of clearly ascertaining the truth is such to the ornithologist, that Dr. Leach has employed a considerable portion of time for the purpose of investigating and of describing the species with accuracy, little more than a bare catalogue of names and habitats having been given in the works of Linné, Fabricius, and Gmelin. The result of his examinations he does not consider himself as able to communicate at present; but it is his intention, when the subject has arrived at maturity, to give a paper on this Order to the Linnean Society of London.

Fam. I. PEDICULIDÆ. *Leach.*

Mouth consisting of a tubulose, very short haustellum.

Genus 6. PHITHIRUS. *Leach.* PEDICULUS. *Linn., Redi, Latr., Fabr.*

Anterior pair of feet simple; two hinder pair didactyle: *thorax* extremely short, scarcely visible.

Sp. 1. *Phth. inguinalis*. Body whitish.

Pediculus inguinalis. *Redi.* *Pediculus pubis*. *Linn., Fabr., Latr. Le Morpion. Geoff.* *Phthirus inguinalis*. *Leach.*

Inhabits the eyebrows, &c. of men and women, being commonly known under the titles Crabs, Crab-lice, &c.

Genus 7. PEDICULUS. *Linn., Fabr., De Geer, Geoff., Redi, Hermann, Lam., Leach.*

Feet all armed with a finger and thumb: *thorax* composed of three distinct equal segments.

Sp. 1. *Ped. humanus*. Body oval, lobate, white and nearly immaculate.

Pediculus humanus. *Fabr., Linn., Latr., Leach.*

Inhabits the bodies and garments of men, and is known by the name of the body-louse. On the continent of Europe, especially in Spain and Portugal, it is very abundant. In Britain it is of rare occurrence, and may have been introduced from the neighbouring countries.

Sp. 2. *Ped. cervicalis*. Body oval, lobed, cinereous, with a black interrupted band on either side.

Le Pou ordinaire. *Geoff.* *Pediculus humanus. var. Linn.* *Pediculus cervicalis. Latr., Leach.*

Inhabits the heads of man throughout Europe. In Britain it is extremely common, especially in the heads and upper part of the necks of children, whence they are extracted by means of a fine-toothed comb, or are destroyed by rubbing calomel mixed with a little fat amongst the roots of the hair. This species has been by many authors confounded with the preceding species.

Genus 8. HÆMATOPINUS. *Leach.*

Thorax narrow and distinct from the abdomen: *abdomen* very broad.

Sp. 1. *Hæm. Suis.*

Pediculus Suis. Linné. *Hæmatopinus Suis. Leach's Zool. Misc. iii. 66. pl. 146.*

Inhabits swine.

Fam. II. NIRMIDÆ. *Leach.*

Mouth with a cavity, and two teeth or mandibles.

Genus 9. NIRMUS. *Hermann, Leach.* RICINUS. *De Geer, Oliv., Lam., Latr.* PEDICULUS. *Linn., Geoff., Fabr.*

The character of this genus is given in that of the tribe. All the species inhabit birds. The term *ricinus* having been used in botany is rejected, and that of Dr. Hermann's is adopted.

Sp. 1. *Nir. Cornicis*. Whitish: head heart-shaped; segments of the thorax on each side produced into a tooth: abdomen oval, transversely banded with brown.

Ricinus Cornicis. Latr.

Inhabits the *Corvus Cornix* of Linné.

Subclass II. INSECTA METABOLIA.

Order III. COLEOPTERA.

Order COLEOPTERA. *Linn., Cuv., Lam., Latr., &c.*

Class ELLUTERATA. *Fabr.*

This Order is divided into five great sections, from the general number of joints in the tarsi.

Section I.—PENTAMERA.

The number of joints in the tarsi is generally five, but in some of the aquatic genera the number is less.

Fam. I. CICINDELIADÆ. *Leach.*

Maxillary palpi four, the interior ones two-jointed: *labial* two: *antennæ* filiform, never moniliform: *maxillæ* furnished at their extremities with a distinct articulated hook: *mandibles* with many teeth: *feet* formed for running; hinder ones with trochanters.

All the insects of this family live on other insects.

Genus 10. CICINDELA. *Linn., De Geer, Fabr., &c.* BUPRESTIS. *Geoff.*

Thorax short, almost as wide as the head: *abdomen* elongate quadrate: *elytra* flat, separate, rounded: *wings* two: *exterior maxillary palpi* as long or longer than the labial: *antennæ* inserted into the anterior margin of the eye: *clypeus* shorter than the labrum.

Sp. 1. *Cic. sylvatica*. Obscureaneous above; each elytron with an external lunule at the base, with a mark at the apex, and an intermediate transverse, narrow sinuated band of white; with many impressed punctures at the suture. (*Pl. 3. fig. 8.*)

Cicindela sylvatica. *Linn., Oliv., Latr.*

Inhabits Europe. Is found on Martlesome Heath, Suffolk, occasionally; near Christchurch in Hampshire; and near Cobham and Godalming in Surry it is very common.

There are three other British species, viz. 2. *C. campestris*, which is taken in sandy places and in highways in great plenty. 3. *C. hybrida*, found on the sea-shore near Yarmouth and Swansea. 4. *C. Germanica*, which is common at a place called Black Gang-way in the Isle of Wight, and is occasionally found in chalk-pits near Dartford, Kent, in the months of June and July.

Fam. II. CARABIDÆ.

The mandibles of the *Carabidæ* are entirely pored; their hinder legs are formed for running, and they feed on other insects.

“Professor F. A. Bonelli, of Turin, has lately written an admirable monograph on the European genera of this family. This is published under the title of *Observations Entomologiques*, and has been sanctioned by the Imperial Academy. From the parts studied it proves that Bonelli is a man of accurate judgement, and fully entitled to rank amongst the first entomologists of the present day.” *Leach's MSS.*

Obs.—For the characters of most of the Genera in this extensive Family I am indebted to Dr. Leach, who with his usual liberality allowed me the free use of his MSS.

I. *Anterior tibiæ* not notched within. *Elytra* entire, covering the whole abdomen. *Antennæ* linear or setaceous.

STIRPS 1.—*Palpi* with the fourth joint thicker than the third, the apex

dilated: *antennæ* with the second joint as long or longer than the fourth: *wings* wanting, or two incomplete: *abdomen* oval or ovate.

Genus 11. CYCHIRUS. *Fabr., Payk., Latr., Bonelli, Leach, Schönherr.*

Palpi with the fourth joint spoon-shaped: *lip* with the tooth of the notch simple: *labrum* bilobate: *elytra* deflexed, embracing the sides of the abdomen: *wings* none, or very short.

Dr. Leach has observed that the palpi of the male are larger than those of the female. Anterior tarsi in both sexes simple.

Sp. 1. *Cyc. rostratus*. *Fabr., Panz., Latr., Leach, Schönherr.*

Carabus rostratus. *Marsh. Ent. Brit. i.*

Inhabits pathways in woods, roots of trees, beneath stones, and under moss.

Genus 12. CARABUS of authors. TACHYPUS. *Weber.*

Palpi with their last joint securiform: *lip* with the tooth of its notch simple: *labrum* bilobate: *elytra* not embracing the abdomen: *wings* very short or entirely wanting.

The males have their anterior tarsi more or less dilated, and their thorax is evidently narrower than that of the females.

Sp. 1. *Car. violaceus*. Black; margins of the thorax and *elytra* violet-copper: *elytra* finely rugulose, somewhat smooth: abdomen elongate-oval.

Carabus violaceus. *Linn., Fabr., Oliv., Marsh., Latr.*

Inhabits Europe. It is frequent in Britain at the roots of trees, under stones, &c.

Sp. 2. *Car. catenulatus*. Black: margins of thorax and *elytra* violet: thorax broader than long, deeply emarginate behind; each *elytron* with about fourteen striæ; the fourth, eighth, and twelfth from the suture interrupted; the intervals with a distinct, somewhat rugose line: abdomen oval.

Carabus catenulatus. *Scop., Fabr., Latr.* *Carabus intricatus*. *Marsh., Oliv.*

Inhabits the south of France, Germany, and Britain. It is sometimes found quite black, at other times with a tinge of fine violet: and is very plentiful in this country.

Sp. 3. *Car. intricatus*. Black violet above, black beneath: thorax narrow, with nearly equal diameters: *elytra* with irregular striæ; the intervals punctate-rugose; each *elytron* with three elevated catenulated lines.

Carabus intricatus. *Linn., Latr.* *Carabus cyanens*. *Fabr., Panz.*

Inhabits Europe. There is but one instance of its having occurred in Britain. Dr. Leach took a single specimen under a stone in a wood opposite the Virtuous Lady Mine, on the river Tavy below Tavistock in Devonshire, in the last week in May.

Sp. 4. *Car. nemoralis*. Black; margin of the *elytra* and sides of the

thorax violet: elytra obscure, copper, rugulose, with three longitudinal rows of excavated spots.

Carabus nemoralis. Illig., Latr. *Carabus hortensis*. Oliv., Marsh., Fabr.

Inhabits gardens, and is very common in this country.

Sp. 5. *Car. monilis*. Brassy-green or violet-black above, black beneath; each elytron with about fourteen elevated lines, two in the middle more distinct than the rest; the fourth, eighth, and twelfth from the suture catenulated: abdomen elongate-oval.

Carabus monilis. Fabr., Latr. *Carabus catenulatus*. Marsh.

Inhabits France and Germany: in England it is found in gardens and pathways in June, July, and August.

Sp. 6. *Car. morbillosus*. Brassy or black copper above, black beneath; each elytron with three ribs, one at the suture; the interstices with a catenulated line, and on each side of it with a less distinct smooth punctate-rugose line: abdomen elongate-oval. (Pl. 3. fig. 17.)

Carabus morbillosus. Fabr., Latr. *Carabus granulatus*. Marsh.

Inhabits Europe. In Britain it is found occasionally under stones and moist places, and in abundance in rotten willows in the winter.

STIRPS 2.—*Palpi* with the fourth joint not thicker than the other joints: *antennæ* with the second joint shorter than the fourth: *wings* two, generally complete: *abdomen* quadrate.

Genus 13. CALOSOMA. Web., Fabr., Latr., Clairv., Bonelli, Panz., Leach.

Palpi moderate, with equal joints: *lip* with the tooth of its notch simple: *antennæ* setaceous, straight: *abdomen* quadrate: *wings* two. (*Anterior tarsi* of the male with the three first joints very much dilated.)

Sp. 1. *Cal. Sycophanta*. Fabr.

Inhabits Europe; and although rare in Britain, has several times been taken near Dartmouth and Norwich.

Calosoma Inquisitor of Fabricius has been taken at Norwood in June by Mr. D. Bydder and Mr. W. Weatherhead, and by Dr. Leach near Tavistock in Devonshire; but it must be esteemed a rare British insect. It once occurred in great plenty near Windsor, on the white-thorn hedges, feeding on the larvæ of lepidopterous insects.

Genus 14. NEBRIA. Latr., Clairv., Bonel., Panz., Leach, Gyll.

Palpi moderately long: *labial* with equal joints: *maxillary* with the fourth joint longer than the preceding: *lip* with the tooth of its notch bifid: *antennæ* linear straight: *abdomen* elongate, quadrate: *wings* two: *thorax* truncate; the basilar angle straight. (*Anterior tarsi* of the male with their three first joints dilated.)

Sp. 1. *Neb. complanata*. Leach.

Carabus complanatus. Linné. (Pl. 3. fig. 18.) *Carabus arenarius*. Fabr.

Inhabits the sandy shores of the sea near Swansea beneath drifted wood, where it was first discovered by Sir J. Banks, and twenty years after was likewise taken in great profusion by Dr. Leach.

The other British species are *N. livida*, *N. brevicollis*, and *N. Gyllenhalli*.

Genus 15. LEISTUS. *Fröl., Clairv., Bonel., Panz.* POGONOPHORUS. *Latr., Leach, Gyll.*

Palpi elongate: *labial* with the third joint very long: *lip* with the tooth of its notch bifid: *antennæ* linear, deflexed: *abdomen* quadrate, oblong: *wings* two: *thorax* with the base truncate, the angles straight: (*mouth* spinose: *anterior tarsi* of the male with the three first joints dilated.)

Sp. 1. *Leistus caruleus*. Latr.

Carabus spinibarbis. Marsham.

Inhabits sandy situations, and under stones in May and June.

II. *Anterior tibiæ emarginate within, or with an elevated internal spur. Elytra not truncate, most frequently covering the whole abdomen.*

A. *Palpi elongate. Anterior tarsi of the male generally with only two dilated joints. Thorax on each side rounded. (Palpi with the last joint deeply truncate.)*

Genus 16. PANAGÆUS. *Latr., Clairv., Bonel., Panz., Leach, Gyll.*

Mandibles acute, simple: *lip* with the tooth of its notch bifid: *neck* distinct: *mouth* acute: *palpi* with their fourth joint triangular: *wings* two: *thorax* suborbiculate, entire: (*anterior tarsi* of the male with the two first joints penicillate-dilated.)

Sp. 1. *Pan. Crux-major*. Latr.

Inhabits Europe. In Britain it is rare, but is occasionally found at the roots of trees, and in sandy situations.

STIRPS 3.—*Mandibles* obtuse or above towards their points emarginate-truncate or with a large and very obtuse tooth: *neck* none: *mouth* very obtuse: (*body* depressed.)

Genus 17. BADISTER. *Clairv., Latr., Bonel., Panz., Leach.* AMBLYCHUS. *Gyll.*

Palpi with their last joint oval: *thorax* anteriorly and posteriorly notched: *wings* two. (*Anterior tarsi* of the male with the three first joints dilated.)

Sp. 1. *Bad. bipustulatus*. Latr., Leach.

Inhabits Europe. In England it is found under stones, and in sandy situations.

B. *Palpi moderately porrected. Anterior tarsi of the male with three or four dilated joints. (Neck none.)*

* *Anterior tibiæ notched on their hinder or lower side.*

STIRPS 4.—*Wings two (habit of the Cicindeladæ).*

Genus 18. NOTHIOPHILUS. *Duméril, Bonel., Panz., Leach.*

Labrum quadrate, its apex rounded: *labium* on each side dilated rounded: *lingula* rather long, broad, corneous: *thorax* flat, subquadrate, subtransverse, as broad as the head and abdomen: *eyes* prominent: *wings* two. (*Anterior tarsi* of the male not distinctly dilated.)

Sp. 1. *Not. aquaticus.* Panz.

Cicindela aquatica. Marsh.

Inhabits Europe, and is very common in Britain.

Genus 19. ELAPHIRUS. *Fabr., Latr., Bonel., Leach, &c.*

Labrum transverse, truncate: *lip* on each side obliquely subtruncate: *lingula* short, narrow, membranaceous: *thorax* truncate-obcordate, convex and unequal, narrower than the head and abdomen: *eyes* very prominent. (*Anterior tarsi* of the male distinctly dilated.)

Sp. 1. *Elaph. riparius.* Fabr.

Inhabits the edges of ponds on Epping Forest, Coombe Wood, and Battersea Fields.

Genus 20. BEMBIDIUM. *Leach, Gyll.* BEMBIDION. *Latr., Bonel., Panz.* OCYDROMUS. *Frölich, Clairv.*

Labrum transverse: *thorax* narrower than the abdomen, and as broad as the head: *eyes* more or less prominent: *wings* two, generally perfect. (*Anterior tarsi* of the male with the first joint very much dilated.) *Maxillary palpi* with their last joint minute, abruptly narrower than the preceding joint.

Sp. 1. *Bemb. flavipes.* Latr.

Inhabits sandy places, and roots of grass.

Genus 21. CILLENUS. *Leach's MSS.*

Labrum transverse: *thorax* narrower than the abdomen and as broad as the head: *eyes* rather prominent: *wings* two, imperfect. *Anterior tarsi* with the second, third, and fourth joints transverse (of the male wider than those of the female: *body* depressed.)

Sp. 1. *Cill. lateralis.* *Thorax* purple bronze cordate with an impressed longitudinal line: *elytra* livid purple striated, with some impressed discoidal punctures, the striæ running together behind, margins of the *elytra* inflexed, base of the antennæ and legs testaceous: head purplish or greenish-bronze.

Inhabits the sea-shore. First discovered by Dr. Leach near Porto Bello on the Frith of Forth, and afterwards taken at Cromer in Norfolk, in great profusion.

** *Anterior tibia notched on their interior side.*

STIRPS 5.—Palpi with their fourth joint conic acute.

GENUS 22. TRECIUS. *Clairv., Latr., Bonel., Panz., Leach.*

Wings complete: *thorax* narrower behind, the hinder margin straight, the angles subrounded (*anterior* and *middle tarsi* of the male with the four first joints dilated).

This genus is very nearly allied to the insects of the next Stirps.

Sp. 1. *Tr. meridianus*. *Clairv., Leach.*

Inhabits the roots of grass and gardens.

Gen. 23. EPAPIIUS. *Leach's MSS.*

Eyes moderately large: *wings* none: *thorax* narrower behind, with the posterior margin straight, the angles acute. (*Anterior tarsi* of the male with two dilated joints.)

Sp. 1. *Epa. secalis*.

Carabus secalis. *Payk.*

Inhabits Europe: it is rare in Britain.

Genus 24. AËPUS. *Leach's MSS.*

Eyes very minute: *wings* none: *thorax* subtriangulate, the posterior apex deeply truncate.

Sp. 1. *Aëp. fulvescens*. Colour somewhat fulvescent; head and antennæ slightly tinted with ferruginous.

Inhabits the southern coast of Devon, and is found under stones at the mouths of the rivers Tamar and Yalm.

STIRPS 6.—Palpi with their fourth joint truncate, never conic. (*Tarsi anterior* and *intermediate* of the male with four dilated joints.)

Genus 25. HARPALUS. *Latr., Bonel., Leach, Panz.*

Palpi with their fourth joint oval: *thorax* subquadrate transverse, with an impression on each side of its base: *wings* two.

Sp. 1. *Har. ruficornis*. *Latr., Leach.*

Inhabits Europe. Is common in Britain, under stones and in sandy situations.

STIRPS 7.—Palpi with their fourth joint never conic: *wings* two: *tibiae* anterior, not palmate-dentated: *mandibles* short and simple: *lip* with the tooth of its notch simple: *thorax* as broad as the base of the abdomen: *Body* broad convex: *antennæ* linear: *tarsi* anterior of the male with three dilated joints; intermediate ones simple.

Genus 26. ZABRUS. *Clairv., Bonel., Panz., Leach.*

Palpi with their fourth joint shorter than the third: labrum emarginate: *anterior tibiae* at their extremities with a triple spur: *thorax* quadrate, with its base transversely subimpressed: *body* gibbous oblong.

Sp. 1. *Zab. gibbus*.

Carabus gibbus. *Fabr.* *Carabus gibbosus*. *Marsh.*

Inhabits Europe. Is found at the roots of grass in Battersea Fields.

Its natural history is given in Germar's *Magazin der Entomologia* for 1813.

Genus 27. OODES. *Bonelli, Panz., Leach.*

Palpi with the third and fourth joints equal in length: *labrum* entire: *anterior tibiæ* at their extremity with a double spur: *thorax* broadest at its base, not transversely impressed: *body* slightly-convex oval.

Sp. 1. *Ood. helopoides*. *Panz.*

Inhabits Germany, and England on moist banks: it is sometimes found in Battersea Fields.

STIRPS 8.—*Palpi* with their last joint never conic: *wings* two: *tibiæ* anterior not palmate-dentated: *mandibles* simple, or towards their bases denticulated: *lip* with the tooth of the notch simple: *thorax* obovate, sessile, with the lateral impression obsolete or solitary: *body* depressed: *antennæ* linear: *tarsi* of the male with three dilated joints; intermediate tarsi simple.

Genus 28. LORICERA. *Latr., Clairv., Boucl., Panz., Leach.*

Antennæ setaceous, pilose, with the first five joints globose clavate: *neck* distinct.

Sp. 1. *Lor. aenea*. *Latr., Leach.*

Carabus pilicornis. *Marsh.*

Inhabits moist banks at the roots of grass.

STIRPS 9.—*Palpi* with their last joint never conic: *wings* two: *tibiæ* anterior not palmate-dentate: *mandibles* simple, or towards their bases denticulated: *lip* with the tooth of its notch simple: *thorax* obovate, sessile, with the lateral impression obsolete or solitary: *body* depressed: *antennæ* linear: *tarsi* anterior of the male with three dilated joints; intermediate tarsi simple.

Genus 29. CALLISTUS. *Bonelli, Panz., Leach.*

Palpi with their last joint oval, subacuminate and of the same length with the third joint; *labrum* much notched, its base narrowed; *thorax* convex punctate, the basal angles straight: *body* convex.

Sp. 1. *Cal. lunatus*.

Carabus lunatus. *Fabr.*

Inhabits Europe. It is very rare in Britain.

Genus 30. AGONUM. *Bonelli, Panz., Leach.*

Palpi with the last joint oval, truncate and of the same length with the third joint; *labrum* transverse, quadrate, entire: *thorax* flat, smooth, the basal angles rounded: *body* depressed.

Sp. 1. *Ag. sex-punctatum*.

Carabus sex-punctatus. *Fabr.*

Inhabits moist places. In Coombe Wood it has been found very abundant. (*Pl. 3. fig. 20.*)

Genus 31. SYNUCHUS. *Gyllenhal, Leach.*

Intermediate palpi with their last joint cylindric elongate, the apex truncate; *hinder palpi* with their last joint thickened at their extremity, the apex obliquely acuminate: *thorax, labrum, and body* as in *Agonum*.

Sp. 1. *Syn. vivalis.*

Carabus vivalis. Illig.

Inhabits

Genus 32. ANCHOMENUS. *Bonelli, Panz., Leach.*

Palpi with their fourth oval, scarcely truncate, of the length of the third joint: *labrum* quadrate, transverse entire: *thorax* flat, smooth, the basal angles straight: *body* rather depressed.

Sp. 1. *Anc. prasinus.*

Harpalus prasinus. Latr., Leach.

Inhabits

STIRPS 10.—*Palpi* with their last joint never conic: *wings two*: *tibia anterior* not palmate-dentate: *mandibles* simple, or towards their base denticulated: *lip* with its notch-tooth bifid: *thorax* obcordate or sub-orbiculate-sessile: *body* moderately or very much elongated: *tarsi* anterior of the male with three or four dilated joints; intermediate tarsi simple.

* *Antennæ* compressed, narrower towards their extremities (*thorax* obsolete).

Genus 33. PLATYSMA. *Bonelli, Panz., Leach.*

Palpi with their fourth joint cylindric, its base attenuated; those of the maxillæ with their fourth joint shorter than the preceding: *thorax* with the base on each side with two striæ, the exterior stria very small: *basal angles* straight: (*body* depressed.)

Sp. 1. *Pl. nigratum.*

Carabus nigratus. Fabr. Carabus aterrimus. Marsh.

Inhabits damp woods.

Genus 34. CHLÆNIUS. *Bonelli, Panz., Leach.*

Palpi with the fourth joint oval, of the length of the third joint: *thorax* with its base on each side with one stria: (*body* punctulate, varied with colour; *elytra* generally with a pale margin.)

Sp. 1. *Chl. festivus.*

Carabus festivus. Fabr. Car. vestitus. Marsh.

Inhabits moist banks and woods.

Genus 35. EPOMIS. *Bonelli, Panz., Leach.*

Palpi with their fourth joint triangular, compressed; maxillary ones with their fourth joint shorter than the third: *thorax* with one stria on each side of its base.

Sp. 1. *Ep. cincta.*

Carabus cinctus. Panz.

Inhabits the fields near Bristol and Plymouth.

** *Antennæ linear.*

Genus 36. SPHODRUS. *Clairv., Bonel., Panz., Leach.*

Palpi with their fourth joint cylindrical: *labial* attenuated at their base, shorter than the third: *mandibles* elongate: *antennæ* with their third joint elongate, as long as the two first taken together: *thorax* obcordate, the base on each side with one stria, the angles straight: (*wings* sometimes abbreviated: *front tarsi* of the male with four dilated joints.)

Sp. 1. *Sph. planus*. Clairv.

Carabus leucophthalmus. Linné.

Inhabits houses.

Genus 37. AMARA. *Bonelli, Panzer, Leach.*

Palpi with their fourth joint oval, of the length of the third: *mandibles* short: *antennæ* with their third joint shorter than the first: *thorax* broad, its base transversely impressed; hinder angles straight.

This genus contains *Carabus vulgaris* of Linné, and its affinities, all of which have the fore tarsi of the male with three dilated joints.

*** *Antennæ compressed, thicker towards their extremities. Palpi with their fourth joint elongate, oval, or subcylindric.*

Genus 38. BLETHISA. *Bonelli, Panz. HELOBIUM. Leach.*

Maxillary palpi with the fourth shorter than the third joint: *labrum* emarginate: *mandibles* with their base subdenticulated: *thorax* obcordate, the base on each side with one stria (*elytra* with large excavated dots): *anterior tibiæ* with their notch near the apex: *anterior tarsi* of the male with four dilated joints: *wings* perfect.

Sp. 1. *Ble. multipunctata*.

Car. multipunctatus. Fabr.

Inhabits moist places; it occurs occasionally in Battersea Fields.

Genus 39. CALATHIUS. *Bonelli, Panz., Leach.*

Maxillary palpi with the fourth joint of the length of the third: *labrum* entire: *mandibles* with their base multidentate: *thorax* trapeziform, rather flat, behind on each side punctulate impressed: *body* elliptic: *wings* generally abbreviated: *anterior tarsi* of the male with three dilated joints.

Sp. 1. *Cal. cisteloïdes*. Panz.

Carabus cisteloïdes. Illig.

Inhabits under stones and the bark of trees.

Genus 40. POECILLUS. *Bonelli, Panz., Leach.*

Maxillary palpi with the first joint of the length of the third: *labrum* truncate entire, or scarcely notched: *mandibles* with their base subdenticulated: *thorax* with its base narrower, with two striæ on each side, the exterior stria very small, or with obliterated impressed dots: *wings* sometimes abbreviated: (*anterior tarsi* of the males with three dilated joints.)

Sp. 1. *Poc. cupreus*.

Carabus cupreus. *Linné*.

Inhabits sand-pits and path-ways.

STERPS 11.—*Palpi* with their last joint never conic: *wings* two: *tibiæ* anterior not palmate-dentate: *mandibles* sharp within or strongly unidentate: *lip* with the tooth of its notch simple: *thorax* obcordate, its base very narrow or pedunculated: *body* convex most often elongate: *head* large: *tarsi* anterior of the male with three or four dilated joints; intermediate *tarsi* simple.

Genus 41. STOMIS. *Clairville, Bonelli, Panz., Leach*.

Mandibles very porrect without teeth internally, that of its right side with its middle incised: *palpi* with the fourth joint oval, *maxillary* ones with the fourth joint larger than the third: *labrum* bilobate: *lip* on each side subrounded: *antennæ* longer than the *thorax*, the third joint as long as the fourth: *thorax* oblong: *wings* none: (*anterior tarsi* of the male with three dilated joints.)

Sp. 1. *Sto. pumicatus*.

Carabus pumicatus. *Illig.* *Car. tenuis*. *Marsh*.

Inhabits moist banks at the roots of grass.

Genus 42. BROSCUS. *Panzer, Leach*. CEPHALOTES. *Bonelli*.

Mandibles moderate, their middle internally with one tooth; *labial palpi* with their fourth joint obconic; *maxillary* ones with the same joint of the length of the third, cylindric: *labrum* transversely quadrate, entire: *lip* rounded on each side: *antennæ* as long as the *thorax*, with the third joint as long as the fourth: *thorax* with equal diameters: *wings* perfect: (*anterior tarsi* of the male with three dilated joints.)

Sp. 1. *Eros. cephalotes*.

Carabus cephalotes. *Fabr*.

Inhabits the sea shores near Swansea.

STERPS 12.—*Palpi* with their last joint never conic: *wings* two or none: *tibiæ* anterior palmate dentate: *thorax* pedunculated: *lip* with the tooth of its notch simple.

Genus 43. CLIVINA. *Latr., Clairv., Bonel., Panz., Leach*.

Mandibles denticulated from their base to their apex: *thorax* quadrate: *anterior tibiæ* externally and at their apex digitated: *wings* two, sometimes incomplete.

Sp. 1. *Cliv. Fossor*.

Tenebrio Fossor. *Linné*. *Clivina arenaria*. *Latr.* *Carabus distans*. *Marsh*.

Inhabits sandy situations.

Genus 44. DYSCHIRIUS. *Panzer, Leach*.

Mandibles denticulated at their base: *thorax* globose: *anterior tibiæ* with their extremities (rarely also externally slightly) digitated: *wings* two perfect.

Sp. 1. *Dys. gibbus*.

Clivina gibba. Latr., Leach.

Inhabits moist places; is pretty common at Battersea.

STIRPS 13.—*Palpi* with their last joint oval, wings none: *tibiæ* anterior not palmate-dentated: *thorax* sessile; *lip* with the tooth of its notch bifid: *tibiæ* of the third pair of legs behind spinulose: (*clytra* with no impressed discoidal spots: anus in both sexes very smooth.)

* *Antennæ* setaceous.

Genus 45. ABAX. *Bonelli, Panzer, Leach.*

Body broad, equal depressed: *elytra* united, their shoulders carinate plicate: *antennæ* rather longer than the *thorax*: *thorax* transversely quadrate, the base on each side with two striæ, the basal angles straight: (*anterior tarsi* of the male with three dilated joints.)

Sp. 1. *Abax Striola.*

Carabus Striola. Fabr. *Car. depressus.* Oliv.

Inhabits beneath the bark of trees and under stones.

STIRPS 14.—*Wings* incomplete or none: *tibiæ* anterior simple: *thorax* sessile: *lip* with the tooth of its notch simple and obtuse: (*clytra* obliquely emarginate-truncate, without any larger impressed, discoidal spots.)

Genus 46. CYMINDIS. Latr., Bonel., Panz., Leach. TARUS. Clairv. CYMIDIS. Gyll.

Labrum subquadrate, emarginate: *maxillary palpi* with the fourth joint rounded oval, of the *labial palpi* compressed, its apex more or less dilated: *wings* none, or very imperfect.

Sp. 1. *Cym. humeralis.*

Carabus humeralis. Fabr.

Inhabits moist banks.

III. *Anterior tibiæ* notched at their internal side before the apex. *Elytra* abruptly truncated, shorter than the abdomen. *Wings* complete in both sexes.

STIRPS 15.—*Palpi* short filiform: *lip* with its notch simple, or with a bifid tooth: *mandibles* dentate at their base: *palpi* with their fourth joint deeply truncate: *thorax* oblong: *body* convex: *wings* two or none: *neck* none: *labrum* transverse: *tarsi* with their fourth joints simple.

Genus 47. BRACHINUS. Fabr., Bonel., Clairv., Latr., Panz., Schönh., Leach.

Lip with the tooth of its notch wanting: *labrum* not or scarcely emarginate: *labial palpi* with their fourth joint rounded, oval: *elytra* slightly truncated: *legs* moderately long: *wings* two.

Sp. 1. *Bra. crepitans.* Fabr.

Carabus crepitans. Linné, Marsh.

Inhabits under stones, near Gravesend in profusion, and occasionally beneath clods of earth in ploughed fields in May. (*Pl.* 3. fig. 19.)

STIRPS 16.—*Palpi* short, filiform, the fourth joint truncate, with the tooth of its notch acute: *mandibles* without teeth: *thorax* transverse: *body* depressed, broad: *wings* two: *neck* none: *labrum* entire.

Genus 48. LAMPRIAS. *Bonelli, Panz.* ECHIMUTHUS. *Leach.*

Tarsi with their fourth joint simple: *antennæ* linear: *wings* short.

Sp. 1. *Lam. cyanocephala*. Intense blue-green; first joint of the antennæ, thorax, thighs, and tibiæ red; elytra with punctured striæ, the spaces between the striæ punctured; knees black.

Carabus cyanocephalus. *Linné, Schönher.* *Echimuthus cyanocephalus*. *Leach.*

Inhabits Europe: is very rare in Britain, where it was first discovered by Dr. Leach.

Sp. 2. *Lam. chlorocephala*. Intense green; the three first joints of the antennæ, thorax, and legs red; elytra with punctured striæ, the spaces between the striæ very obsoletely and irregularly punctulated; tarsi black.

Carabus cyanocephalus. *Marsham.*

Inhabits the broom and under the bark of trees. It is very abundant occasionally in Coombe Wood, near London, and is not uncommon in other parts of Britain:—it has been considered as *L. cyanocephala* by all British collectors.

Genus 49. LEBIA. *Latr., Bonelli, Panz., Leach.*

Tarsi with their fourth joint bifid: *antennæ* more slender at their base: *wings* long. The palpi of this genus are scarcely truncate.

Sp. 1. *Leb. Crux-minor*.

Carabus Crux-minor. *Linné.*

Inhabits Europe: in Britain it is very rare.

STIRPS 17.—*Palpi* short, filiform: *lip* with the tooth of its notch acute: *mandibles* dentated at their bases: *palpi* with their fourth joints scarcely truncated: *thorax* with subequal diameters, or longer than broad: *body* depressed, flat, narrow: *wings* two; *labrum* emarginate.

Genus 50. DROMIUS. *Bonelli, Leach.*

Tarsi with their fourth joint simple: *head* not remarkably produced behind: *thorax* obcordate, margined flat, a little broader than long,

Sp. 1. *Dro. quadrimaculatus*,

Lebia 4-maculata. *Latr.*

Inhabits beneath the bark of trees during the winter months.

Genus 51. DEMETRIAS. *Bonelli.* RISOPHILUS. *Leach.*

Tarsi with the fourth joints bifid: *head* behind very much produced: *thorax* rather longer than broad, obcordate, margined, narrower than the head.

Sp. 1. *Dem. atricapilla*. Body pale yellowish : head black : mouth and thorax reddish : elytra very obsoletely striated : wings elongated ; epigastriuni and base of the belly fuscous.

Lebia atricapilla. *Latr.*

Inhabits beneath the bark of trees.

Sp. 2. *Dem. monostigma*. Body pale yellowish : head black : thorax reddish : elytra obsoletely striated, towards their tips with one fuscous spot : wings abbreviated.

Risophilus monostigma. *Leach.*

Inhabits Europe amongst the roots of plants. It is very common near Swansea.

Genus 52. ODACANTHA. *Fabr., Latr., Bonel., Clairv., Panz., Leach, Gyll.*

Tarsi with their fourth joint simple : head behind much produced : thorax oblong, subcylindric, narrower than the head.

Sp. 1. *Odacantha melanura*.

Attelabus melanurus. *Linné.*

Inhabits marshes in Norfolk and near Swansea.

STIRPS 18.—*Palpi* very much elongated, the fourth joint with its apex dilated : *lip* with the tooth of its notch bifid : *labrum* trilobate, the middle lobe largest : *mandibles* very prominent : (*maxilla* with a very thin perpendicular claw : *tarsi* with the fourth joint bifid : *neck* distinct.)

Genus 53. DRYPTA. *Latr., Fabr., Bonel., Panz., Leach.* CARABUS. *Rossi, Marsh.* CICINDELA. *Oliv.*

Thorax cylindric : head narrowed or lengthened behind : *mandibles* much elongated and very prominent : exterior maxillary and labial palpi terminated by a large nearly obconic joint, (maxillary ones much lengthened :) *lip* elongate linear, with two auricles.

Sp. 1. *Dryp. emarginata*. Blue, punctate, villose : mouth, antennæ, and feet red : thorax with an impressed longitudinal line ; elytra with punctured striae ; apex of the first and middle of the third joint of the antennæ brown.

Drypta emarginata. *Fabr. Latr. Gen. Crust. et Insect. i. 197. tab. 7. fig. 3. Leach, Edin. Encycl. ix. 81. Carabus chrysostomus. Marsham.*
Inhabits Europe. In Britain it is rare ; but has been taken near Hastings and Faversham.

Fam. III. DYTICIDÆ. *Leach.*

HYDROCANTHARI. *Latrille.*

DYTICUS. *Geoffroy.*

DYTISCUS. *Linné, &c.*

All the Dyticidæ inhabit the water, both in the state of larvæ

and when perfect, living on other insects. The anterior and middle tarsi in some of the genera have but four joints.

A. *With a scutellum, feet formed for walking: tarsi, the whole of them with five joints; claws didactyle.*

STIRPS 1.—*Hinder thighs* covered at their base with a shield-shaped plate.

Genus 54. HALIPLUS. *Latr., Gyll., Leach.* CNEMIDOTUS. *Illig.*
HOPLITUS. *Clairv.*

“* *Body oblong oval. Elytra with elevated ridges.*” *Leach.*

Labial and external maxillary palpi subulate.

Sp. 1. *Hal. elevatus.* *Panz.*

Inhabits running streams.

“** *Body oval. Elytra striated.*” *Leach.*

Sp. 2. *Hal. ferrugineus.* *Linné.*

Inhabits ponds and ditches.

STIRPS 2.—*Hinder thighs* without the shield at their base: (*eyes prominent.*)

Genus 55. PELOBIUS. *Schönherr, Leach.* HYGROBIA. *Latreille.*
HYDRACHNA. *Fabr.*

External maxillary palpi with the last joint subclavate.

Sp. 1. *Pel. Hermanni.* Black: head, transverse band on the thorax, base and border of the elytra and feet ferrugineous. (*Pl. 3. fig. 14.*)
Dytiscus Hermanni. *Marsh., Oliv.*

Inhabits ponds. The last segment of the abdomen when rubbed against the elytra produce a noise.

B. *Scutellum none. Feet, hinder ones, for the most part formed for swimming.*

STIRPS 3.—The four anterior tarsi with four, the two posterior with five joints.

Genus 56. HYPHYDRUS. *Latr., Gyll., Illig., Schönh., Leach.*

Body nearly globose: the four anterior tarsi with the last joint short; the hinder feet with but one claw.

Sp. 1. *Hyp. ovatus.* Obscure, ferrugineous, impunctate; the base of the elytra with an impression at the base of the suture.

Dytiscus ovatus. *Linné.*

Inhabits ponds.

Genus 57. HYDROPORUS. *Clairville, Leach.* HYPHYDRUS.
Illig., Schönh., Gyll.

Body oval; the breadth exceeding the height: the four anterior tarsi with four joints, the last joint slender: *claws* didactyle.

* *Body elongated.*

Sp. 1. *Hyp. 12-pustulatus.*
Inhabits ponds and ditches.

** *Body oval.*

Sp. 1. *Hyp. confluens.*
Dytiscus confluens. Marsham.
Inhabits ponds and ditches.

STIRPS 5.—All the *tarsi* with five articulations.

Genus 58. NOTERUS. *Clairv., Latr., Leach.*

Antennæ with a fifth or seventh joint dilated: *hinder feet* but slightly adapted for swimming.

Sp. 1. *Not. Geerii.* Oval, convex, brown: head and thorax ferruginous: elytra sprinkled with impressed dots: *antennæ* of the male thick.

Dytiscus crassicornis of authors. Dytis clavicornis. De Geer.
Inhabits stagnant waters.

Sp. 2. *Not. sparsus.* Elytra with impressed dots.
Dytiscus sparsus. Marsh., i. 430.
Inhabits stagnant waters near London.

Genus 59. LACCOPHILUS. *Leach, Edin. Encycl. vol. ix.*
Antennæ with the joints simple: *hinder feet* well adapted for swimming.

Sp. 1. *Lac. hyalinus.*
Inhabits canals and slowly running waters.

Sp. 2. *Lac. minutus.* Greenish-testaceous: legs yellowish.
Dytiscus minutus. Linné, Marsh., Gyll.
Inhabits stagnant waters.

C. *With a scutellum: hinder feet compressed and formed for swimming: all the tarsi with five articulations.*

STIRPS 6.—*Tibia* posterior elongated: *claws* on the hinder feet didactyle.

Genus 60. COLYMBETES. *Clairville, Latr., Leach.*

External maxillary palpi with the second and third joint equal; fourth long, obtuse at the apex.

Sp. 1. *Col. striatus.*
Inhabits stagnant waters.

Sp. 2. *Col. maculatus. (Pl. 3. fig. 15.)*
Inhabits ditches.

Genus 61. HYDATICUS. *Leach, Edinb. Encycl. vol. ix.*

External maxillary palpi with the second joint short, third and fourth long but equal and subulated: *anterior tarsi* of the male patelliform: female with the thorax rough on both sides; *elytra* smooth.

Sp. 1. *Hyd. Hybneri*. Black; front and margin of the thorax ferruginous, margins of the elytra yellow with black spots.

Dytiscus parapleurus. *Marsh.*

Inhabits ponds: is of rare occurrence near London.

Genus 62. ACILIUS. *Leach's Zool. Misc.* vol. iii.

External maxillary palpi with the second joint obconic, third elongate obconic, fourth longer, nearly cylindrical, and rounded at its apex.

Anterior tarsi of the male patelliform: *elytra* of the female sulcated.

Sp. 1. *Ac. sulcatus*.

Dytiscus sulcatus of authors.

Inhabits ponds and stagnant waters, and is very common.

Genus 63. DYTICUS. *Geoff., Illig., Leach.* DYTICUS. *Linné, Fabr., Latr., Marsh.*

External maxillary palpi with the third and following joint of equal length; the last gradually increasing from the middle: *anterior tarsi* of the male patelliform: (*Pl. 3. fig. 13. a.*) *elytra* of the female sulcated.

Sp. 1. *Dyt. marginalis*. Ovate, olive-black above, luteous red beneath; the scutellum of the same colour with the elytra: clypeus, whole margin of the thorax, and border of the elytra, red clay-colour; bifurcature of the sternum lanceolate. (*Pl. 3. fig. 13. c.*)

Inhabits Europe. In Britain it is common in ponds at all seasons of the year.

Dytiscus circumflexus of Fabricius is abundant in the ponds near London. It is distinguished from *marginalis* by its more elongate shape, by the bifurcate process of the sternum being spine-shaped, and by the colour of the scutellum, which is invariably ferruginous. (*Pl. 3. fig. 13. b. sternum.*)

FAM. IV. GYRINIDÆ. *Leach.*

Internal maxillary palpi composed of one part: *antennæ* very short: *eyes* divided so as to appear as four: *four hinder feet* compressed, foliaceous, formed for swimming.

Genus 64. GYRINUS. *Linn., Fabr., Latr., Gyll., Leach.*

"* *Elytra* naked, with punctured striæ." *Leach.*

Sp. 1. *Gyr. Nator*. Oval: clytra with punctured striæ; the inflexed margin testaceous. (*Pl. 2. fig. 2. a. antennæ magnified. b. the hinder leg magnified.*)

Inhabits stagnant waters.

"** *Elytra* smooth, villose." *Leach.*

Sp. 2. *Gyr. villosus*. *Fabr., Gyll.*

Gyrinus Moderii. *Marsham.*

Inhabits rivers and running waters.

Fam. V. BUPRESTIADÆ. *Leach.*

Mandibles with their extremities entire: *antennæ* filiform or setaceous, often pectinated or serrated: *body* convex.

I. *Palpi* filiform.

Genus 65. BUPRESTIS. *Linn., Fabr., Latr., Marsh., Leach.*

Antennæ filiform, serrated in both sexes: *thorax* with the hinder margin applied to the base of the elytra: *body* cylindric linear.

Sp. 1. *Bup. biguttata*. Green above, blue-green beneath; scutellum transversely impressed: apex of the elytra serrated; a white villose spot on each side of the suture, and three on the sides of the abdomen.

Buprestis biguttata. *Fabr., Oliv., Marsh., Latr., Leach.*

Inhabits France and Germany. In England it is very rare.

Sp. 2. *Bup. viridis.* (*Pl. 3. fig. 9. a. antennæ magnified.*)

Inhabits the birch and nut-tree.

Genus 66. TRACHIYS. *Fabr., Gyll., Leach.*

Antennæ serrated and filiform: *thorax* with the hinder margin lobed and applied to the base of the elytra: *scutellum* obsolete: *body* short, ovate or triangular.

Sp. 1. *Tra. minuta*. Coppery-brown above; front impressed: elytra with slightly elevated spaces and transverse undulating bands of white hair.

Buprestis minuta. *Linn., Marsh., Latr.* *Trachys minuta.* *Gyll., Fabr., Leach.*

Inhabits the birch and nut-tree in June and July.

Genus 67. APHANISTICUS. *Latr., Leach.*

Antennæ massive.

Sp. 1. *Aph. emarginatus.* *Latr., Leach.*

Buprestis emarginatus. *Fabr.*

Inhabits France and England.

II. *Palpi* terminated by a thick joint.

Genus 68. MELASIS. *Oliv., Fabr., Latr., Leach.* ELATER. *Linn.*
Tarsi with entire joints.

Sp. 1. *Mel. flabellicornis*. Obscure blackish: *antennæ*, *tibiæ*, and *tarsi* red-brown: head punctate; *thorax* rough, with elevated punctures, having an impressed dorsal line: elytra finely rugulose and striated.

Elater buprestoides. *Linn.* *Melasis flabellicornis.* *Oliv., Panz., Fabr., Leach.* *Melasis buprestoides.* *Latr.*

Inhabits Germany and the south of France. In England it has been once taken by Mr. J. Curtis, of Norwich, an excellent artist and an industrious entomologist; and several times near Windsor, where it was first observed by Mr. Herschel.

Fam. VI. ELATERIDÆ. *Leach.*

Palpi thick at their extremities: *antennæ* filiform: *body* formed for leaping: *hinder thighs* with a trochanter.

Genus 69. CERATOPHYTUM. *Leach.* CEROPHYTUM, *Latr.*

Mandibles without notch at their extremities: *tarsi* with their last joint but one bifid.

Sp. 1. *Cer. Latreillii.* *Leach.*

Ceratophytum Elateroides. *Latr., Leach.*

Inhabits Germany, Switzerland, France, and England. In the latter country it was discovered by Mr. Millard in the New Forest, Hants.

Obs.—Latreille referred this genus to the preceding family (as a section of his family *Sterroxi*); but it has been referred to the *Elateridæ* by Dr. Leach in his MSS.

Genus 70. ELATER of authors.

Mandibles notched or bifid at their extremities: *tarsi* with all their joints entire.

This genus should be divided into several others, but the characters have not yet been developed. They may be divided into the following sections, as given by Latreille in his *Genera Crustaceorum et Insectorum*.

* *The last joint of the antennæ with the apex so abruptly acuminate as to give the appearance of a twelfth joint.*

Sp. 1. *Elat. ferrugineus.* *Antennæ* serrated; colour black: thorax with the exception of the hinder margin and elytra red, finely punctated, pubescent: elytra with punctured striæ.

Elat. ferrugineus. *Linn., Fabr., Oliv., Panz., Marsh., Leach.*

Inhabits rotten trees, especially willows. In Britain it is very rare. It sometimes occurs in Kent; varies in size and colour. In Dr. Leach's collection (now in the British Museum) is a variety with the thorax entirely black.

** *Last joint of the antennæ oval or oblong, not abruptly acuminate.*

I. *Body not linear, but three times as long as broad; abdomen oblong-triangular.*

A. *Antennæ (of the male at least) pectinated or serrated.*

Sp. 2. *Elat. castaneus.* *Antennæ* of the male pectinated, colour black: head and thorax red-tomentose: elytra yellow punctate-striated: apex black.

Elat. castaneus. *Linn., Fabr., Panz., Leach.*

Inhabits

B. *Antennæ simple: joints conic.*

Sp. 3. *Elat. murinus*. Black-fuscous, clouded with cinereous down: thorax bituberculate: antennæ and tarsi red.

Elater murinus. *Linn., Fabr., Marsh., Leach.*

Inhabits Europe. Is common on thistles, willows, and under stones in sandy situations.

II. *Body linear, nearly four times longer than broad: thorax oblong-quadrate.*

Sp. 4. *Elat. marginatus*. Black: front retuse: antennæ, sides of the thorax, feet, anus, and hinder margins of the abdominal segments, brownish-yellow; suture and outer margin of the elytra black.

Elater marginatus. *Linn., Fabr., Oliv., Marsh., Leach.*

Inhabits various herbaceous plants in fields.

Plate 3. represents fig. 7, *Elater æneus*, *Linn.*, *E. cyaneus*, *Marsh.*—fig. 6. *E. semiruber*, *Hoffmannsegg's MSS.* a species very common in the New Forest, Hampshire; and has, together with many other species, been confounded under the general name *sanguineus*.

Fam. VII. TELEPHORIDÆ. *Leach.*

Tarsi with the last joint but one bifid: *antennæ* filiform, composed of ten joints: *elytra* soft, flexible: *thorax* nearly quadrate or semicircular.

Genus 71. DASCILLUS. *Latr.* ATOPA. *Paykull, Fabr., Leach.*

CHRYSOMELA. *Linn.* CRIOCERIS. *Marsh.* CISTELA. *Olivier.*

Maxillary palpi filiform, the last joint somewhat cylindrical: *labial palpi* not bifurcate: *body* ovate: *feet* simple.

Sp. 1. *Das. cervina*. Black, with cinereous down: antennæ, feet and elytra, pale yellow.

Chrysomela cervina. *Linn.* *Atopa cervina*. *Payk., Fabr., Leach.* *Dascillus cervinus*. *Latr.*

Inhabits hedges and woods.

Genus 72. ELODES. *Latr.* CYPHON. *Fabr., Payk., Gyll., Leach.*

Maxillary palpi filiform, the last joint somewhat cylindrical: *labial palpi* bifurcate: *body* sub-ovate or round-ovate: *feet* with their tibiæ simple, and their thighs not thickened.

Sp. 1. *El. pallida*. Sub-ovate, pale-red, punctulated, pubescent: eyes, antennæ (with the exception of their base), apex of the elytra, and abdomen, blackish: thorax somewhat semicircular, transverse, lobate behind.

Elodes pallida. *Latr.* *Cyphon pallidus*. *Fabr., Leach.*

Inhabits the white-thorn and umbelliferous plants.

Genus 73. SCIRTES. *Illiger, Leach.* CYPHON. *Payk., Fabr.*

ELODES. *Lutr.* CHRYSOMELA. *Linn., Marsh.*

Maxillary palpi filiform, (the last joint) somewhat cylindrical: *labial palpi* bifurcate: *body* ovate, inclining to round, convex: *feet* with their tibiae terminated with a strong spine: *hinder thighs* thickened and formed for leaping.

Sp. 1. *Scir. hemispharica.* Black, smooth: thorax short, transverse, anterior margin somewhat concave: tibiae, tarsi, and base of the antennae pale fuscous.

Cyphon hemispharicus. *Fabr., Payk.* *Elodes hemispharica.* *Lutr.*
Chrysomela hemispharica. *Marsh.*

Inhabits aquatic plants in ditches.

Genus 74. DRILUS. *Oliv., Lam., Latr.* PTILINUS. *Fabr., Geoff.*

CANTHARIS. *Marsh.*

Maxillary palpi with their apex acute; *labial* short, somewhat cylindrical: *antennae* with their internal edge pectinated: *maxillae* with one process: *mandibles* notched at their points: *body* soft, anteriorly arcuate, inflexed.

Sp. 1. *Dri. flavescens.* Black, pubescent: elytra yellowish.

Drilus flavescens. *Oliv., Latr., Leach.* *Cantharis serraticornis.* *Marsham.*

Inhabits Europe. Is found in Darent Wood, Kent, amongst grass in tolerable abundance, some years.

Genus 75. LYCUS. *Fabr., Oliv., Lam., Leach.* CANTHARIS. *Linn.*

LAMPYRIS. *Geoff., Marsh.*

Mandibles with their entire end pointed: *antennae* compressed, more or less serrate, inserted near each other: *palpi* of the maxillae with the last joint somewhat triangular, having their points broader: *head* with the mouth produced into a kind of rostrum: *maxillae* with one process: *elytra* nearly of equal breadth: *thorax* somewhat quadrate, the anterior margin transverse, straight.

Sp. 1. *Ly. minutus.* Elytra with four elevated lines: thorax black, with the margins much elevated; last joint of the antennae reddish.

Lycus minutus. *Gyll.* *Lampyrus pusilla.* *Marsh.*

Inhabits oaks and hedges; is rare in England.

Genus 76. LAMPYRIS of authors.

Mandibles pointed at their tips, sharp, and entire: *antennae* approximate, the joints cylindrical and compressed, the third of the same length as the following joints, the second small: *head* concealed by the thorax: *mouth* small: *maxillae* with a double process: *maxillary palpi* with the last joint triangular-ovate, compressed, the apex acute: *eyes* very large: *body* soft, of the male with elytra and wings; of the female apterous: *thorax* semicircular.

Sp. 1. *Lam. noctiluca.* Common Glow-worm. (Pl. 3. fig. 1. ♂. fig. 2. ♀.)

Genus 77. TELEPHORUS. *Schaff., De Geer, Leach, Oliv., Lam., Latr.* CANTHARIS. *Linn., Fabr., Marsh., Gyll.*

Mandibles with their apex acute and entire: *antennæ* distant: *joints* cylindrical, elongate: *maxillæ* bifid: *body* soft: *palpi* with their last joint securiform: *elytra* the length of the abdomen.

Sp. 1. *Tel. fuscus*. Cinereous-black: mouth, base of the antennæ, thorax, back of the abdomen, sides of the belly and anus, red: thorax with a black spot. (*Pl. 3. fig. 4.*)

Cantharis fusca. *Linn., Fabr.* *Telephorus fuscus*. *Latr.*

Inhabits various plants in the spring and beginning of summer.

Genus 78. MALTHINUS. *Latr., Leach.* CANTHARIS. *Linn., Fabr., Marsh.* TELEPHORUS. *Oliv., De Geer.*

Antennæ distant, joints elongate, cylindrical: *maxillæ* bifid: *mandibles* with their points entire and very sharp: *body* soft: *palpi* with their last joint ovate, acute: *elytra* shorter than the abdomen: *head* attenuated behind more or less.

Sp. 1. *Mal. flavus*. Head much attenuated behind: thorax not broader than long, margined all round, the middle longitudinally impressed: body yellowish: antennæ (base excepted), vertex, and dorsal mark of the thorax blackish: elytra with punctured striæ, yellow at their points.

Telephorus minimus. *Oliv.* *Malthinus flavus*. *Latr.*

Inhabits the oaks of England and France.

Fam. VIII. MELYRIDÆ. *Leach.*

Tarsi with the last joint but one bifid: *mandibles* notched: *maxillæ* bifid: *antennæ* filiform, composed of ten joints: *elytra* soft, flexible: *thorax* quadrate or semicircular.

Genus 79. DASYTES. *Payk., Fabr., Latr., Leach.* MELYRIS. *Olivier, Lam., Illig.* TILLUS. *Marsh.*

Head somewhat transverse, retracted within the thorax, even to the eyes: *tarsi* with nails apparently bifid: *antennæ* with short turbinated joints nearly as broad as long: *lip* with the apex deeply notched, almost bifid: *body* without papillæ.

Sp. 1. *Das. ater*. Oblong, black, widely punctate, hairy, the hairs black and cinereous: head with a double impression in front, which is ovate and roughish.

Dasytes ater. *Latr., Fabr.* *Melyris ater*. *Olivier.*

Inhabits Europe, amongst grass and moss.

Genus 80. MALACHIUS. *Fabr., Oliv., Lam., Latr., Leach.* CANTHARIS. *Linn., Marsh.* TELEPHORUS. *Schaff., De Geer.*

Head somewhat transverse, retractile even to the eyes within the thorax: *tarsi* with apparently bifid nails: *antennæ* with conic or cylindrical-conic joints, longer than broad, in some few pectinated: *labium*

with apex entire or scarcely notched: *body* with two papillæ on each side, one under the anterior angle of the thorax, the other at the base of the abdomen.

Sp. 1. *Mal. æneus*. Brassy-green: head anteriorly red-yellowish: elytra blood-red, with the base and half the suture brassy-green. (*Pl. 3. fig. 5.*)

Malachius æneus. *Fabr., Latr., Oliv., Gyll., Leach.* *Cantharis ænea.* *Linn., Marsh.*

Inhabits various plants.

Fam. IX. TILLIDÆ. *Leach.*

Antennæ thicker at their extremities, serrated in some, solid in others: *elytra* covering the whole abdomen: *body* cylindrical: *thorax* narrow behind.

STIRPS 1.—*Tarsi* with first joint very distinct, longer than the preceding joint.

Genus 31. TILLUS. *Oliv., Fabr., Marsh., Latr., Leach.* CHRYSOMELA. *Linnaeus.* CLERUS. *Fabr., Oliv.*

Maxillary palpi filiform: *labial palpi* securiform, nearly completely serrated: *thorax* cylindrical or somewhat cordate.

* *Thorax* cylindrical.

Sp. 1. *Til. elongatus*. Black, villous: *thorax* red, black before.

Tillus elongatus. *Fabr., Oliv., Marsh., Latr.* *Chrysomela elongata.* *Linn.*

Inhabits oaks in June.

T. ambulans of Marsham is a mere variety of this species.

** *Thorax* subcordate.

Sp. 2. *Til. unifasciatus*. Black, pubescent: *elytra* red at their base, with a white transverse band in the middle.

Clerus unifasciatus. *Fabr., Oliv.* *Tillus unifasciatus.* *Latr.*

Inhabits England.

Genus 32. THANASIMUS. *Latr., Leach.* CLERUS. *Geoff., De Geer, Fabr., Oliv.* ATTELABUS. *Linn.* CLEROIDES. *Schæffer.*

Maxillary palpi filiform: *labial palpi* securiform: *antennæ* with their extremities thick and not serrated: *thorax* somewhat cordate.

Sp. 1. *Thu. formicarius*. Black: *thorax* and base of the *elytra* red: *elytra* with two transverse bands.

Attelabus formicarius. *Linn.* *Clerus formicarius.* *Fabr., Oliv., Marsh.*
Inhabits trees in Europe.

STIRPS 2.—*Tarsi* with the first joint very short, the upper part concealed by the base of the second articulation.

Genus 83. OPILUS. *Latr., Leach.* ΕΥΡΟΧΥΣ. *Illiger.*

Palpi securiform: *antennæ* with the ninth and tenth joints obconic, the last oval, obliquely truncate: *eyes* not notched: *thorax* conic-cylindric, narrower behind.

Sp. 1. *Op. mollis*. Fuscous, villous: base and apex of the elytra and a middle transverse band with the under parts of the thighs yellowish gray. Abdomen red. (*Pl. 12. fig. 1.*)

☞ *Notoxus mollis*. *Fabr.* *Clerus mollis*. *Oliv., Marsh.* *Attelabus mollis*. *Linn.* *Opilus mollis*. *Latr.*

Inhabits Europe, under the bark of trees and in the wood of decayed willows, eating the larvæ of other insects.

Genus 84. NECROBIA. *Latr., Oliv., Leach.* DERMESTES. *Linn.*

Clerus. *Geoff., De Geer, Marsh.* CORYNETES. *Paykull, Fabr.*

Palpi terminated by an obconic joint: *antennæ* with the three last joints forming an oblong triangulate mass, obtuse both externally and internally.

Sp. 1. *Nec. ruficollis*. Blue-black: thorax and base of the elytra red. *Dermestes ruficollis*. *Linn.* *Corynetes ruficollis*. *Fabr.*

Inhabits Europe, feeding on decayed animal substances.

FAM. X. SILPHIADÆ. *Leach's Zool. Misc.* vol. iii.

Antennæ gradually thickening towards their extremities, or terminated by a solid or perfoliate club: *elytra* covering the greater portion of the abdomen: *body* oval or parallelopiped.

STIRPS 1.—*Palpi* very distinct: *mandibles* with their apex entire.

Genus 85. NECROPHAGUS. *Fabr., Oliv., Lam., Leach.* SILPHA. *Linn., De Geer, Marsh.* DERMESTES. *Geoff.*

Antennæ not much longer than the head, terminated abruptly in a perfoliated knob: *elytra* truncated in a straight line, the external margin not channelled or keeled: *body* long quadrate.

Sp. 1. *Necr. spinipes*. Black: *antennæ* ferruginous at their points: elytra with their external margin and a double transverse undulated band of orange: trochanters of hinder thighs produced into a spine.

Sp. 2. *Necr. Vespillo*. (*Pl. 2. fig. 6. a. antennæ magnified.*)

Inhabits putrid *Jangi* and dead animals.

Genus 86. NECRODES. *Wilkins's MSS.* *Leach.*

Body elongate oval: *thorax* orbicular: *apex* of the elytra obliquely truncate: *hinder thighs* of the male thicker than the rest.

Sp. 1. *Necr. littoralis*. Black: *antennæ* with the three last joints ferruginous: elytra with three elevated lines, the two external ones connected by a tubercle: *hinder tibiæ* of the male arcuate: the thighs toothed.

Silpha littoralis. Linn., Fabr., Latr., Oliv., Marsh.

Inhabits dead bodies, on the banks of rivers or on the shores of the sea.

Genus 87. OICEOPTOMA. Leach.

Body oval: *thorax* nearly semicircular, transverse, emarginate before: *antennæ* with the club abrupt, distinct: *elytra* whole (female in general emarginate).

* *Elytra* whole in both sexes.

Sp. 1. *Oic. thoracica*. Black: *thorax* unequal, ferruginous, somewhat silky: each *elytron* with three elevated lines.

Silpha thoracica. Linn., Fabr., Latr., Marsh.

Inhabits Europe, in dead animals and putrid fungi.

** *Elytra* of the female with the apex emarginated.

Genus THANATOPHILUS. Leach.

Sp. 1. *sinuata*—*Silpha sinuata*. Fabr., &c.

Genus 88. SILPIA. Linn., Leach, Fabr., Latr., Marsh.

“* *Elytra* with elevated lines.”

Body oval: *thorax* nearly semicircular, truncate in front: *antennæ* with a gradually formed club.

Sp. 1. *Sil. obscura*. Black, dull above, finely punctate, shining beneath: *thorax* smoothly punctate, the punctures small and close. Each *elytron* with three elevated straight lines.

Silpha obscura. Linn., Latr., Marsh.

Inhabits Europe. Is very common under stones and on pathways in the spring and summer.

Sp. 2. *Sil. quadrinuculata*. (Pl. 2. fig. 7. a. *antennæ* magnified.)

Inhabits oaks.

“** *Elytra* smooth.”

Sp. 3. *Silpha lævigata*. Fabr.

Inhabits pathways in sandy situations.

Genus 89. PHOSPHUGA. Leach's Zool. Misc. vol. iii.

Body oval or nearly rounded: *thorax* semicircular, anterior part truncated: *elytra* whole: *antennæ* with the three last joints abruptly increasing towards their apex.

Sp. 1. *Phos. atrata*. Oval and black: *elytra* rough and punctured, with three elevated lines.

Inhabits beneath the bark of trees and under moss in winter, sandy situations and pathways in spring.

Sp. 2. *Phos. subrotundata*. Nearly round and black: *elytra* rough, and punctured with three elevated lines.

Phosphuga subrotundata. Leach, Zool. Misc. vol. iii. 75.

Inhabits Ireland, beneath stones; is very rare.

STIRPS 2.—*Palpi* very distinct: *mandibles* notched at their extremities.

Genus 90. SCAPHIDIUM. *Oliv., Payk., Fabr., Latr., Marsh.*

Antennæ, with an abrupt club composed of five somewhat hemispheric joints: *body* acuminate at each extremity: *elytra* truncated: *palpi* filiform: *scutellum* distinct.

Sp. 1. *Sca. quadrimaculatum*. Body black, shining: thorax somewhat coarctate on each side behind: *elytra* widely punctured, with two blood-red spots on each: *tibiæ* striated.

Inhabits Germany, France, and England, in *fungi* and rotten wood.

Genus 91. SCAPHISOMA. *Leach.* SCAPHIDIUM. *Fabr., Latr. Oliv.*

Antennæ, with a club composed of five somewhat oval joints: *body* acuminate at each extremity: *elytra* truncated: *palpi* filiform: *scutellum* none.

Obs.—The hinder margin of the thorax at the middle is produced into an angle.

Sp. 1. *Sca. agaricinum*. Body black, shining, very smooth; *antennæ*, apex of the *elytra*, and feet, pale brown.

Inhabits the *Boletus versicolor* and other *fungi*.

Genus 92. CHOLEVA. *Latr., Spence, Leach.* CATOPS. *Fabr., Payk., Gyll.* PTOMOPHAGUS. *Illiger.* MORDELLA. *Forster, Marsh.* HELOPS. *Panz.* CISTELA. *Oliv., Fabr.* LUPERUS. *Frölich.* DERMESTES. *Rossi.*

Antennæ straight, with a five-jointed club: *maxillary palpi* with the last joint subulate, conic: *labial palpi* with the last joint obtuse: *thorax* with the hinder angles obtuse.

The species of this genus are numerous, and have afforded the subject of a learned and interesting monograph, by that excellent entomologist, W. Spence, esq. published by the *Linnean Society* in the eleventh volume of their *Transactions*.

Sp. 1. *Cho. oblonga*. Narrow, oblong: thorax narrower behind, the hinder angles obtuse, the middle slightly foveolated: *antennæ* somewhat filiform.

Cistela angustata. *Fabr.* *Choleva oblonga.* *Latr., Spence.* *Catops elongatus.* *Paykull, Gyll.* *Ptomophagus rufescens.* *Illig.* *Mordella picea.* *Marsh.* *Luperus cisteloides.* *Frölich.*

Inhabits moss and under stones.

Genus 93. CATOPS. *Fabr., Payk., Gyll., Panz., Leach.*

Antennæ straight clavate, the club five-jointed: *maxillary palpi* with the last joint subulate, conic; *labial* with the last joint obtuse: *thorax* with the hinder angles acute: *elytra* more or less striated.

Sp. 1. *Cat. scriceus*. Ovate, gibbous-convex, brown-pitch; *antennæ* and legs pitchy-rust-coloured,

Inhabits moss.

Genus 94. PTOMOPHAGUS. *Illig., Knoch, Leach.*

Antennæ straight clavated, club five-jointed: *maxillary palpi* with the last joint subulate, conic: *labial* with the last joint obtuse: *thorax* with the hinder angles acute: *elytra* never striated.

Sp. 1. *Ptom. villosus.*

Inhabits dead animals.

Genus 95. MYLÆCHUS. *Latr., Leach.*

Antennæ incurved, shorter than the thorax, the basal joints distinctly thicker than the rest; club five-jointed, the joints transverse: *palpi* of the maxilla with the last joint subulate: *labial palpi* with the last joint obtuse.

Sp. 1. *Myl. brunneus.* Oblong-ovate, black-brown, finely but widely punctate, slightly pubescent.

Catops brevicornis. *Payk.* *Mylæchus brunneus.* *Latr.* *Choleva brunnea.* *Spence.*

Inhabits France, Sweden, and England: in the latter country it has occurred but twice.

Genus 96. CRYPTOPHAGUS. *Herbst, Payk., Gyll., Leach.*

Body depressed; *back* plain: *tarsi* with elongate slender joints: *antennæ* with a compact three-jointed club.

Sp. 1. *Crypt. cellaris.* Testaceous ferrugineous, widely punctate, pubescent: *thorax* finely denticulated, on each side distinctly unidentate, anterior angles dilated, rounded, ending behind in an obsolete tooth.

Ips cellaris. *Oliv., Latr.* *Dermestes cellaris.* *Scopoli.* *Cryptophagus cellaris.* *Payk., Gyll., Leach.* *Cryptophagus crenatus.* *Herbst.* *Dermestes Fungorum.* *Panzer.*

Inhabits damp wood, paper, &c. in cellars.

Genus 97. ENGIS. *Payk., Fabr., Gyll., Leach.*

Body depressed, *back* plain: *antennæ* with a three-jointed much perfoliated club: *tarsi* with the three first joints short.

Sp. 1. *Engis humeralis.* Elliptic, black, shining, punctate; *antennæ*, head, *thorax*, humeral spot on the *elytra* and feet red approaching to blood red.

Engis humeralis. *Payk., Fabr., Gyll.* *Ips humeralis.* *Herbst.* *Dacne humeralis.* *Latr.*

Inhabits Europe, under the bark of trees and in *boleti*.

Genus 98. THYMALUS. *Latr., Leach.* PELTIS. *Kugellan, Illiger, Payk., Fabr.* OSTOMA. *Laicharting.*

Body depressed; *back* plain: *tarsi* with the third joint neither bifid nor dilated: *palpi* terminated by a thick joint: *mandibles* prominent: *antennæ* with a three-jointed club.

Sp. 1. *Thym. ferrugineus*.

Inhabits beneath the bark of trees.

Genus 99. NITIDULA. *Linn., Fabr., Payk., Olivier, Marsh., Leach.*

Mandibles prominent: *body* short, depressed; *back* plain: *thorax* generally broad: *antennæ* with the third joint twice as long as the second; club abrupt and orbicular, composed of three joints.

Sp. 1. *Nit. bipustulata*. Body elliptic, brown, blackish: *thorax* emarginate; *elytra* with a red spot on each.

Nitidula bipustulata. *Linn., Latr., Fabr., Marsh.*

Sp. 2. *Nit. discoidea*. (*Pl. 2. fig. 5. a. antennæ magnified.*)

Nit. discoidea. *Marsh.*

Inhabits dead carcasses, dried bones, *boleti*, and under the bark of trees.

Genus 100. IPS. *Fabr., Herbst, Gyll., Leach.* NITIDULA. *Latr.*

Mandibles prominent, strong, and much bent at their points: *body* elongate-quadrate; *back* plain: *thorax* transverse-quadrate: *antennæ* with the third joint twice as long as the second; club abrupt and orbicular, composed of three joints.

Sp. 1. *Ips quadripustulatus*.

Inhabits the decayed stumps of trees under the bark.

Genus 101. BITURUS. *Latr., Leach.* IPS. *Olivier.* DERMESTES. *Geoff., De Geer, Fabr.*

Antennæ with the third joint not twice as long as the following joint; club composed of three joints: *mandibles* prominent: *body* oval or oblong; *back* plain: *thorax* broad behind, with the angles pointed: *elytra* covering the abdomen.

Sp. 1. *Bit. tomentosus*. *Antennæ* shorter than the *thorax*: *thorax* short, the posterior angles broadly depressed, reflected; *body* oval, black, with a reddish-yellow down; *antennæ* and feet yellow red.

Inhabits the white-thorn and umbelliferous plants in May and June.

Genus 102. CATERETES. *Herbst, Latr., Leach.* BRACHYPTE-
RUS. *Kugellan.* DERMESTES. *Linn., Fabr.* STRONGYLUS.
Herbst. NITIDULA. *Oliv.* CERCUS. *Latr.*

Antennæ with the third and following joint scarcely differing in length; club compressed, perfoliate, obconic, composed of three joints; *thorax* rounded, without angles behind: *elytra* very short: *body* depressed, *back* plain: *mandibles* prominent.

Sp. 1. *Cat. rufilabris*. Black, shining, with gray down.

Cereus rufilabris. *Latr.*

Inhabits *junci* near Hull.

STIRPS 3.—*Labial palpi* scarcely distinct: *antennæ* placed in an excavation of the thorax: *mandibles* with their apex arcuate and acute.

Genus 103. MICROPEPLUS. *Latr., Leach.*

Antennæ with the club composed of but one joint: *maxillary palpi* with the last joint subulate.

Sp. 1 *Mier. porcatus*. Black; elytra cancellated.

Staphylinus porcatus. *Paykull.*

Inhabits sandy ground.

Fam. XI. STAPHYLINIDÆ.

Antennæ gradually thickening towards their extremities, or terminated by a perfoliated mass: *elytra* covering about half the abdomen, or less, but very rarely more: *body* long, and more or less narrow.

Gravenhorst has written an admirable monograph on this family, entitled *Monographia Coleopterorum Micropterorum*.

This is a very extensive family; several hundred species are found in this country. They inhabit fungi in all its states; dung, roots of grass, flowers, under the bark of trees; and may be found in immense numbers in sand pits, and in the dung of animals, from which they may be driven by immersing the dung in water in the spring and summer months; by this means many hundred specimens may be obtained in a single day: the smaller species should be placed on a piece of gummed paper, with the legs and antennæ carefully extended to show their characters. It is necessary to collect great numbers of them, as they demand a very minute examination, which, in many instances, requires the aid of a microscope, the characters being so very obscure.

Division I.—*Anterior margin of the head (bearing the mandibles) immediately behind the eyes, terminated by a transverse straight line, (or with a line slightly bent in the middle,) not rounded or crooked at their sides. Antennæ inserted below the middle part of the abovementioned line. Thorax long. Neck distinct. Body very long and narrow. Elytra covering a very small portion of the abdomen.*

Genus 104. STAPHYLINUS. *Lin., Fabr., Latr., Oliv., Lam., Gravenh., Leach.*

Palpi filiform: *antennæ* towards their extremities distinctly thicker, moniliform, the last joint obliquely truncate or emarginate: *lip* deeply emarginate.

Sp. 1. *Staph. erythropterus*. Black; the greater part of the antennæ, elytra, and feet red; hinder margins of the head and thorax, the

breast, and a double series of spots on each side of the abdomen, golden-yellow tomentose. (*Pl.* 4. *fig.* 10.)
Inhabits Europe in dung, and under stones.

OBS.—Several new genera have been formed from this genus, of which the following species may be considered as the types;

GENUS CREOPHILUS. *Kirby.*
Staph. maxillosus *of authors.*

GENUS VELLEIUS. *Leach.*
Staph. dilatatus. *Paykull.*
Staph. concolor. *Marsham.*

GENUS FEMUS. *Leach.*
Staph. hirtus *of authors.*

GENUS STAPHYLINUS.
Staph. erythropterus.

GENUS OCYPUS. *Kirby.*
Staph. cyaneus.

GENUS GYROHYPNUS. *Kirby.*
Staph. fulgidus.

To my kind and valuable friend Dr. Leach I am indebted for the above and following notice of new genera, as lately established by the celebrated entomologists whose names are affixed.

GENUS 105. LATHROBIUM. *Gravenhorst, Latr., Leach. PÆDERUS. Gravenh., Fabr., Oliv. STAPHYLINUS. Linn., Geoff.*

Palpi subulate, with the last joint acicular and minute: *antennæ* nearly filiform, joints nearly conic, those towards the extremities more rounded, and somewhat globose: *lip* deeply notched, nearly bilobate.

Sp. 1. *Lath. elongatum.* Pubescent, minutely but widely punctated, black, shining; with the mouth, *antennæ*, apex of the clytra, and feet, red-brown: head ovate: *antennæ* about the length of the thorax, with the outermost joints nearly globose: thorax elongate-quadrate, with obtuse angles, the breasts equal, the middle dorsal line smooth.

Lathrobium elongatum. *Gravenh., Latr., Leach. Staphylinus elongatus. Linn. Pæderus elongatus. Fabr.*

Inhabits putrid vegetables, and under stones.

OBS.—*Lathrobium depressum* may be considered as the type of the GENUS ACHENIUM of *Leach.*

Division II.—*Anterior margin of the head circumscribed by a curved line, the antennæ inserted on this side of the level of the line. Elytra covering half the abdomen or more. Thorax generally longer than broad, or with equal diameters.*

Subdivision 1.—*Maxillary palpi longer than the labial one, with their extremities thickest; the last joint obscure. Body linear. Head with a distinct neck. Thorax orbicular or cylindrical.*

Genus 106. P.EDERUS. *Fabr., Oliv., Latr., Payk., Lam., Gravenh., Leach.* STAPHYLINUS. *Linn., Geoff., De Geer.*

Antennæ inserted before the eyes, insensibly thickening towards their extremities; the third joint very long: eyes moderately large.

Sp. 1. *Pæd. riparius.* Body red, shining: head, antennæ (four basal joints excepted), apex of the abdomen, and knees, black: elytra blue, with white impressed dots. (*Pl. 4. fig. 12.*)

Paderus riparius. *Fabr., Latr., Oliv., Gravenh.* *Staphylinus riparius.* *Linn.*

Inhabits banks and under stones.

Obs.—*Pædrus orbiculatus* is the type of the Genus RUGILUS of *Leach.*

Genus 107. STENUS. *Latr., Cuv., Lam., Fabr., Payk., Gravenh., Leach.*

Antennæ inserted at the exterior margin of the eyes, abruptly thicker at their extremities, the inferior joints cylindrical, the outer ones conic globose: eyes nearly globose, large.

* *Tongue long, anus without setæ.*

Sp. 1. *Stenus biguttatus.* Black, with gray down, minutely punctate, somewhat rugulose: vertex of the head with an elevated line: thorax behind with an impressed little line; each elytron with a reddish round spot. (*Pl. 4. fig. 13.*)

Staphylinus guttatus. *Linn., Marsh.* *Stenus biguttatus.* *Fabr., Payk., Gravenh., Latr.*

** *Tongue obsolete. Anus with two setæ.*

Genus DIANOUS. *Leach.*

Sp. 2. *Stenus carulescens.* *Gyllenhal.*

Subdivision 2.—*Maxillary palpi not much longer than the labial, not thicker at their extremities; the last joint distinct.*

A. *Mandibles strong, with their external edge with one or more teeth. Head free.*

a. *The second, third, and fourth joints of the tarsi very short; the last joint as long as the others united.*

Genus 108. OXYPORUS. *Fabr., Oliv., Lam., Leach, Grav., Latr.*
Antennæ scarcely longer than the head, terminated by a perfoliated mass: *maxillary palpi* filiform; the *labial ones* terminated by a very large lunate joint: *thorax* semicircular: *head* broader than the *thorax*.

Sp. 1. *Oxy. rufus*. Red; suture and apex of the elytra, anus and breast, black. (*Pl. 4. fig. 11.*)

Oxyporus rufus. *Fabr., Latr., Gravenh., Oliv.* *Staphylinus rufus*. *Linn.*

Inhabits *boleti* and other fungi.

Genus 109. OXYTELUS. *Grav., Latr., Leach.*

Antennæ somewhat broken, incurved, thicker externally, with the last joints foliate above; the extreme joint globose ovate; the basal joint very long conic: *palpi* subulate: *anterior tibiæ* very spiny, with their extremities notched or narrowed externally, with their *tarsi* capable of being reflected from their sides.

Sp. 1. *Oxy. carinatus*. Black, shining, distinctly and widely impresso-punctate; front unequal, somewhat inclined to be rugulose; the anterior space between the eyes rather smooth: *thorax* impressed on each side; the middle with three grooves, and four carinæ; the two middle ones joining together: feet blackish: *tibiæ* with very short little spines.

Oxytelus carinatus. *Grav., Latr.*

Inhabits dung.

Obs.—The following genera have lately been formed from this genus:

Genus OXYTELUS. *Latr.*

Palpi acuminate.

Sp. 1. *Oxy. carinatus*: 2. *Oxy. rugosus*.

Genus BLEDIUS. *Leach.*

Sp. 1. *Oxy. armatus*. *Panz.*

Genus CARPELIMUS. *Kirby.*

Palpi capitate.

Genus ERISTHETUS. *Knoch.*

Palpi with their last joint ovate.

Erist. scaber. *Knoch.*

Taken on an old oak near Plymouth by Dr. Leach.

Genus 110. OMALIUM. *Grav., Latr., Leach.* STAPHYLINUS.
Geoff., Fabr., Oliv.

Palpi filiform: *antennæ* thicker towards their extremities, the last joints rounded, somewhat perfoliate: *thorax* transverse-quadrate, the anterior angles rounded.

Sp. 1. *Omal. rivulare*. Blackish, punctate; base of the *antennæ* and

feet pale brown: head with two impressions between the eyes: thorax margined, impressed at the hinder angles; back with two grooves: elytra twice as long as the thorax, obscure brown.

Omalium rivulare. *Gravenh., Latr.* *Staphylinus rivularis*. *Payk.*
Inhabits dunghills.

Obs.—The following species may be considered as types of as many genera:

Genus ELONIUM. *Leach.*

Omalium striatum.

Genus OMALIUM. *Gravenhorst.*

Omal. depressum.

Genus ANTHOBIUM. *Leach.*

Omal. melanocephalum.

b. Tarsi with elongate joints, the last joint shorter than the others united.

Genus 111. LESTIVA. *Latr.* ANTHOPHAGUS. *Graven., Leach.*

STAPHYLINUS. *Fabr., Payk., Oliv.* CARABUS. *Panz., Marsh.*

Antennæ nearly filiform, the second and third following joints obconic: *palpi* filiform: *thorax* elongate, somewhat cordiform, narrow, and truncate behind.

Sp. 1. *Lest. punctulata*. Black, fuscous, somewhat smooth, minutely and finely punctate: *antennæ* and feet obscure rufous.

Carabus dimidiatus. *Panz.* *Carabus staphylinoides*. *Marsh.* *Lestiva punctulata*. *Latr.*

Inhabits France and England; in the latter it is rare.

Genus 112. PROTEINUS. *Latr., Leach.*

Antennæ evidently thicker towards their extremities: *pulpi* subulate: *thorax* transverse.

Sp. 1. *Prot. brachypterus*. Depressed, flat, black, shining, smooth, silky above; mandibles, basal joint of the *antennæ*, and feet, brown red: head a little narrower than the thorax, triangular: thorax short, smooth, anteriorly a little narrower, the sides somewhat rounded, very slightly margined, the hinder margin twice as broad as long, the angles slightly prominent and somewhat reddish: scutellum very small: clytra elongate-quadrate, externally marginate, the hinder and external margins rounded: abdomen with the four last joints naked.

Proteinus brachypterus. *Latr.*

Inhabits France and England.

B. *Mandibles without denticulations on their internal edge. Head inserted into the thorax more or less.*

a. Antennæ wide apart, inserted before the eyes; the fifth and following joints longer than broad: tibiæ spinose.

Genus 113. TACHINUS. *Grav., Latr., Leach.* OXYPORUS. *Fabr.*
STAPHYLINUS. *Linn., Geoff., Oliv., Payk.*

Palpi filiform.

Sp. 1. *Tach. rufipes.* Black, shining, smooth: antennæ fuscous: elytra and feet generally brown; external apex of the elytra paler.

Staphylinus rufipes. Paykull. *Tachinus rufipes. Grav., Latr.* *Oxyporus rufipes. Fabricius?*

Inhabits the dung of oxen and horses.

OBS.—The following may be considered as types of the

Genus TACHYNUS. *Grav.*

Sp. 1. *Tach. subterraneus.*

Genus BOLITOBIVS. *Leach.*

Tach. analis.

Genus 114. TACHYPORUS. *Grav., Latr., Leach.* STAPHYLINUS.
Linn., Oliv., Geoff., Marsh. OXYPORUS. *Fabr.*

Palpi subulate.

Sp. 1. *Tach. chrysomelinus.* Black, shining, smooth: thorax, elytra (base excepted), and feet, red yellow: thorax somewhat transverse: abdomen with the extremity truncate.

Tachyporus chrysomelinus. Grav., Latr., Leach. *Oxyporus chrysomelinus. Fabr.* *Staphylinus chrysomelinus. Linn., Marsh.*

Inhabits flowers, the roots of grass and moss.

b. Antennæ more or less approximate, inserted at the anterior internal margin of the eye, fifth and following joints broader than long: tibiæ not spiny.

OBS.—*Tachyporus Granum. Gravenh.* is the type of the Genus CYPHA.
Kirby.

Genus 115. ALEOCHARA. *Knoch, Gravenh., Latr., Leach.* STAPHYLINUS. *Linn., Fabr., Geoff., De Geer, Oliv., Marsh.*

Head with the hinder part received into the thorax.

Sp. 1. *Aleo. canaliculata.* Red fuscous, feet paler: head and the two last joints (save one of the abdomen), black: elytra together transverse-quadrated; back of the thorax excavated with an impressed longitudinal line in the middle.

Alcochara canaliculata. Grav., Latr. *Staphylinus canaliculatus. Fabr.*
Inhabits sandy banks and under stones.

Obs.—Of this genus the following species may be considered as types of the undermentioned genera :

Genus ALEOCHARA. *Grav.*

Sp. 1. *Aleo. fuscipes.*

Genus DRUSILLA. *Leach.*

Sp. 1. *Aleo. canaliculata.*

Genus FALAGRIA. *Leach.*

Sp. 1. *Aleo. sulcata.*

Genus AUTALIA. *Leach.*

Sp. 1. *Aleo. impressa.* 2. *Aleo. rivularis.*

Genus 116. LOMECHUSA. *Grav., Latr., Leach.*

Head disengaged from the thorax behind, with an inconspicuous neck or none: *thorax* transverse, the sides rounded: *antennæ* distinctly perfoliated.

Sp. 1. *Lom. emarginata.* Brown-reddish rather opaque, minutely punctulated: elytra pale, testaceous; hinder angles of the thorax and elytra terminating in spinous points.

Lom. emarginata. Grav.

Inhabits dry sand spots under stones.

Obs.—Genus DINARDA. *Leach.*

The type of this genus is *Lomechusa dentata. Grav.*

Fam. XII. PSELAPHIDÆ. *Leach.*

DIMERA. *Latreille.*

Elytra abbreviated: *tarsi* with three articulations: *claws* monodactyle.

“Latreille supposed that these animals had but two joints to their *tarsi*, and therefore placed them in a peculiar section of the Coleoptera; observing, however, that they are allied to *Aleochara*, to whose family they are even referred by Kirby.”

Dr. Leach considers them as constituting a distinct family, whose situation is intermediate between the *Staphylinidæ* and *Scydmenidæ*, to both of which they are intimately allied; but may be distinguished from either by the structure of their *claws*, and from the latter also by their abbreviated *elytra*.

In the third volume of the *Zoological Miscellany* is given an excellent monograph of the genera of this family, in which are enumerated nineteen British species, five of which are new, and none of them were known to Mr. Marsham, who has not described one species in his *Entomologia Britannica*.

1. *Antennæ* with eleven joints. *Maxillary palpi* elongated.

STIRPS 1.—*Body* elongated and depressed.

Genus 117. EUPLECTUS. Kirby, MSS. Leach, Zool. Misc. vol. iii. *Antennæ* with the first and second joint thick: *maxillary palpi* with the last joint conical.

Sp. 1. *Eup. Reichenbachii*. Leach.

Inhabits —————. Taken in Norfolk by Mr. J. Curtis.

STIRPS 2.—Body short and convex.

A. *Maxillary palpi with the last joint securiform.*

Genus 118. BYTHINUS. Leach. PSELAPHUS, Family II. Reichenbach.

Antennæ with the first joint round and considerably larger than the second, which is but a little increased, of the male internally acutely produced; the third and succeeding to the eighth joint round and of an equal size, ninth and tenth larger, eleventh oval, the last acute: *maxillary palpi* with the first articulation filiform, increasing towards the apex; second oval, third securiform, the base with a large angle.

Sp. 1. *Byth. Curtisii*.

Inhabits sand-pits.

Genus 119. ARCOPAGUS. Leach.

Antennæ with the first and second joint increasing; the first elongated, the second round; the third and following to the eighth nearly globose; ninth increasing, nearly globose and lenticular; the tenth larger; the eleventh and remainder increasing, oval, the apex of the last joint acuminate: *maxillary palpi* with the first joint filiform, gradually increasing to a club; the second elongate-oval; the third oval securiform, base angular.

* *Antennæ with the first joint cylindrical.*

Sp. 1. *Arc. glabricollis*. Leach. *Pselaphus glabricollis*. Reich.

Inhabits woods, under moss.

** *Antennæ with the first joint internally dilated.*

Sp. 2. *Arc. bulbifer*. Leach. *Pselaphus bulbifer*. Reich.

Inhabits — Norfolk. Messrs. Sims and Jos. Hooker.

Genus 120. TYCHUS. Leach.

Antennæ with the first and second joint enlarged and nearly round, the first a little more lengthened and thicker than the second; third and following to the eighth nearly globose; third and fourth a little longer than the fifth, which is somewhat larger; ninth and tenth globose, increasing, and lenticular, the tenth larger than the ninth; the eleventh with the others gradually increasing.

Sp. 1. *Tych. niger*.

Inhabits — ? Taken near London and Bristol, as well as in the vicinity of Norwich.

B. *Maxillary palpi with the last joint clavate.*

Genus 121. BRYAXIS, *Knoch, Leach*. PSELAPHUS, *Fam. III. A. Reich.*

Antennæ with the first and second joint enlarged and nearly cylindrical; third and following to the seventh nearly cylindrical; the fifth the longest, eighth small and subglobose, ninth and following gradually increasing: *maxillary palpi* with the first joint clavated, narrow at the base; second nearly globose; third conical.

* *Foveolæ of the thorax connected by a furrow. Antennæ with the apex of the last joint acute, third and four following joints, elongated.*

Sp. 1. *Bry. longicornis*. *Leach, Zool. Misc. iii. 85.*

Inhabits the roots of grass on the sloping banks Battersea fields.

** *Thorax with the furrow very conspicuous. Antennæ with the last joint nearly obtuse; the third and following to the seventh, short. (Ninth subglobose; tenth lenticulated.)*

Sp. 2. *Bry. impressa*.

Ps. impressus. Reich., Monog. Ps. t. 2. f. 15.

Inhabits ——— Norfolk.

C. *Maxillary palpi with the last joint clavated.*

Genus 122. PSELAPHUS. *Herbst, Latr., Leach, &c.* PSELAPHUS, *Fam. I. Reicheubach.*

Antennæ with the first and second joint elongated and nearly cylindrical; third and following to the eighth nearly globular and equal; ninth and tenth increasing, nearly equal and globular; eleventh and remainder gradually increasing: *maxillary palpi* with the first joint filiform, the apex almost abruptly clavated; second nearly globose; third with the apex gradually clavated.

Sp. 1. *Psel. Herbstii*. (*Pl. 4. fig. 15.*) magnified: the line beneath shows the natural size.

Inhabits banks and river sides.

OBS.—The *Pselaphi* are obtained by seeking at the roots of grass, in sand-pits, &c. but being so exceedingly minute they easily escape the eye of the entomologist unless he looks very close to the ground; the usual practice is either to sit or lie down, and by this means many highly interesting and rare insects may be taken whilst the entomologist rests from a more laborious mode of collecting.

Fam. XIII. SCYDMENIDÆ. *Leach.*

PALPATORES. *Latreille.*

Body ovoid, rounded at each extremity: *palpi* very long: *tarsi* short: *elytra* hard, covering the abdomen: *antennæ* gradually thicker towards their extremities.

Genus 123. SCYDMENUS. *Illig., Paykull, Leach.* ANTHICUS.
Fabr.

Antennæ gradually thickening towards their extremities: *maxillary palpi* terminated by an acicular obscure joint.

Sp. 1. *Scyd. Hellwigii.* Last joint of the maxillary palpi obsolete; three last joints of the antennæ forming a club: thorax ovate: body fuscous-red-brown, pubescent: head, thorax, and abdomen darker: elytra smooth.

Pselaphus Hellwigii. *Herbst, Payk., Illig., Leach.* Anthicus Hellwigii, *Fabr.* Scydmenus Hellwigii. *Latr.*

Fam. XIV. PTINIDÆ. *Leach.*

PTINIORES. *Latreille.*

Antennæ much longer than the head, filiform, or terminated by three large joints not united into a mass.

STIRPS 1.—*Antennæ* uniform, not terminated by three joints, larger than the rest.

Genus 124. PTINUS. *Linn., Fabr., Latr., Lam., Oliv., Leach.*
BRUCHUS. *Geoff.*

Antennæ simple filiform, approximate, inserted between the eyes: *eyes* projecting: *thorax* hood-like: *abdomen* nearly oval: *elytra* united in the male.

Sp. 1. *Ptin. Fur.* Red-fuscous: thorax with four tubercles transversely striated, the two middle ones highest, with tufts of hair, contracted and margined behind: abdomen ovate, rounded at the base: elytra villose, with two yellow-gray bands; the second joint of the antennæ shorter than the third: under part of the body with short gray-yellow hairs.

Ptinus Fur. *Linn., Fabr., Latr., Oliv., Leach.*

Inhabits houses, and commits great devastation in museums.

OBS.—*Ptinus testaceus* of Marsham is merely the male of this species.

Genus 125. GIBBIUM. *Latr., Leach.*

Antennæ simple, setaceous, inserted behind the eyes: *eyes* not prominent: *thorax* simple: *abdomen* nearly globular: *elytra* united in both sexes.

Sp. 1. *Gib. Scotias.* *Latr., Leach.*

Inhabits houses. It has been three times taken in Bristol.

OBS.—*Ptinus sulcatus*, *Marsham*, forms the type of the genus MEZIUM, *Leach's MSS.*, and is akin to GIBBIUM.

Genus 126. PTILINUS. *Geoff., Oliv., Lam., Fabr., Latr., Leach.*
ANOBIUM. *Illigcr.* SERROCERUS. *Kugellan.* PTINUS. *Linn., Marsh.*

Antennæ inserted before the eyes, very much pectinated in the males, serrated in the females; *body* long-ovoid, nearly cylindrical: *thorax* somewhat globose.

Sp. 1. *Pti. pectinicornis*. Body blackish: elytra obscure brown: antennæ and feet reddish: thorax rough: elytra punctate.

Ptilinus pectinicornis. *Fabr., Oliv., Latr., Leach.* *Ptinus pectinicornis*. *Linn., Marsh.* *Dermestes pectinicornis*. *Linn.?*

Inhabits old trees and houses, perforating them to destruction.

Obs.—*Ptinus serraticornis*, Marsham, is the female of this insect.

STIRPS 2.—*Antennæ* terminated by three joints differing from the rest in size.

Genus 127. ANOBIUM. *Fabr., Oliv., Lamarck, Latr., Leach.*
PTINUS. *Linn., De Geer, Marsh.* *BRUCHUS*. *Goeff.*

Antennæ eleven-jointed, with the three last joints abruptly thicker than the others; the ninth and tenth joints obconic; the tenth oval.

* *Elytra* not striated.

Sp. 1. *Anob. tessellatum*. Thorax bilobate behind, the lateral margins reflexed: body fuscous, sprinkled with villose, obscure luteous spots: elytra not striated

Anobium tessellatum. *Fabr., Latr., Leach.* *Ptinus tessellatus*. *Marsh.* Inhabits the wood of rotten trees, especially willows, during the winter months.

** *Elytra* striated.

Sp. 3. *Anob. striatum*. Fuscous, with grayish down: thorax with a gibbous protuberance, unisulcate above, with the angles compressed: hinder margins somewhat marginated: elytra longitudinally punctate.

Anobium striatum. *Latr., Oliv., Illig., Leach.* *Anobium pertinax*. *Fabr., Payk.*

Inhabits rotten trees.

Fam. XV. DERMESTIDÆ. *Leach.*

DERMESTINI. *Latrcille.*

Antennæ slender, longer than the head, and terminated by a large ovoid mass.

STIRPS 1.—*Sternum* not produced to the mouth, or over it like a neck-cloth: *tibiæ* spinose.

Genus 128. DERMESTES. *Linn., Fabr., Latr., Marsh., Herbst, Oliv., Leach.*

Antennæ with an ovate club, the last joint short, not (or but little) longer than the preceding joint: *body* narrow oval: *thorax* with the hinder margin straight or obtusely lobed: *palpi* very short: *maxillary palpi* shorter than the *maxillæ*, or scarcely as long.

Sp. 1. *Der. lardarius*. Black: base of the elytra with a cinereous band with black points.

Dermestes lardarius. *Linn., Fabr., Latr., Marsh., Leach.*

Inhabits decayed animal substances, paper, &c. is common in houses.

Genus 129. **ATTAGENUS.** *Latr., Leach.* **MEGATOMA.** *Herbst.*

DERMESTES. *Fabr., Linn., Latr., Marsh.*

Antennæ with an elongate-ovate club, the last joint longer than the preceding (especially in the male), triangular or conic: *body* broad-oval: *thorax* with the posterior margin narrowly and acutely lobed: *maxillary palpi* exerted, longer than the maxillæ; the last joint elongate-cylindric, very long in some.

Sp. 1. *Att. Pellio.* Black; middle of the *antennæ* and of the *tarsi* obscure red; hinder margin of the *thorax* with three spots, and the *elytra* with a spot on each side of the suture villose-white: *antennæ* of the male with the last joint ensiform, very long.

Dermestes Pellio. *Linn., Fabr., Marsh., Latr.* *Megatoma nigra.* *Herbst.* (variety of the male.)

Inhabits skins in houses, old wood, and paper.

STIRPS 2.—*Sternum* produced over the mouth like a neckcloth: *tibiæ* not or but slightly spined.

Genus 130. **MEGATOMA.** *Herbst., Latr., Leach.* **DERMESTES.**

Linn., De Geer, Fabr.

Body narrow-oval: *antennæ* with an oval or oblong club with the internal edge simple.

Sp. 1. *Meg. undatum.* Black; sides of the *thorax* and two undulated bands on the *elytra* white villose: *tarsi* obscure red.

Megatoma undulata. *Herbst.* *Megatoma undatum.* *Latr.* *Dermestes undatus.* *Linn., Fabr., Oliv., Panz.*

Inhabits birch trees (beneath the bark) in the months of March and April: the larva spins a silken web in which it changes to a pupa.

Fam. XVI. **BYRRHIDÆ.** *Leach,*

BYRRHI. *Latreille.*

Body ovoid: *feet* entirely or semicontractile: *sternum* anteriorly produced to a mouth in the form of a neckcloth: *antennæ* thicker towards their extremities: *tarsi* with five very distinct articulations: *antennæ* straight, not inserted in the cavity of the eyes: *feet* perfectly contractile: *mandibles* but little or not at all prominent.

Genus 131. **ANTHRENUS.** *Geoff., Fabr., Oliv., Lam., Latr.,*

Leach. **BYRRHUS.** *Linn., Marsh.* **DERMESTES.** *De Geer.*

Antennæ shorter than the *thorax* with the club solid: *palpi* filiform, short: *body* orbiculate-ovate: *scutellum* very minute.

Sp. 1. *Anth. Scrophulariæ.* Black: sides of the *thorax* and three transverse bands on the *elytra* gray: suture and external margin of the *elytra* and hinder margin of the *thorax* red lutescent.

Anthrenus Scrophulariæ. *Fabr., Latr., Leach.* *Byrrhus Scrophulariæ.* *Linn., Marsh.*

Inhabits the blossoms of various plants.

Genus 132. THROSCUS. *Latr., Leach.* ELATER. *Linn., Oliv., Geoff.* DERMESTES. *Fabr., Payk., Illiger.*

Antennæ as long as the thorax, with the three last joints large, forming an oval club: *palpi* short, with the last joint securiform: *body* elliptic, narrow, depressed.

Sp. 1. *Thr. dermestoides*. Brown, with gray-yellowish down: elytra with punctated striæ.

Elater dermestoides. *Linn., Oliv.* Dermestes adstrictor. *Payk., Illig., Fabr.* Throscus dermestoides. *Latr., Leach.*

Inhabits European plants; is very rare in Britain.

Genus 133. BYRRHUS. *Linn., Fabr., Oliv., Lam., Latr., Illiger, Gyll., Leach.* CISTELA. *Geoff., Marsh.* DERMESTES. *De Geer.*

Antennæ a little shorter than the thorax, with the four or five terminal joints gradually thicker, compressed: *palpi* short, the last joint longest, thick, somewhat ovate: *body* somewhat ovate, very convex above: *scutellum* minute.

Sp. 1. *Byr. Pilula*.

Inhabits pathways and sandy situations.

Fam. XVII. HISTERIDÆ. *Leach.*

Genus HISTER. *Linn., Fabr., Latr., Marsh., &c.* HISTEROIDES. *Gyll., Payk.*

Antennæ geniculated, terminated by a nearly solid club of three articulations: *clytra* shorter than the abdomen, the margin of the sides inflexed: *tarsi* with five joints; contractile.

The insects of this Family are numerous: their habitation is the dung of animals, and some are found in rotten wood. A valuable paper has been published in the third volume of the *Zoological Miscellany*, from which the following is selected.

STIRPS 1.—*Body* thick, nearly globose or quadrate: *tibiæ* elongated and straight: *tarsi* long and slender: *sternum* simple.

Genus 134. ABRÆUS. *Leach's Zool. Misc. vol. iii.*

Antennæ with the first articulation somewhat elongated, second and third nearly cylindrical, straight: fourth short; fifth, sixth, and seventh, nearly globose and equal; eighth nearly globose, lenticular; ninth, tenth, and eleventh forming a short oval club.

Sp. 1. *Abr. perpusillus*.

Hister perpusillus. *Marsh.*

Inhabits the dung of animals.

Genus 135. ONTHOPHILUS. *Leach's Zool. Misc. vol. iii.*

Antennæ with the first joint long, the second cylindrical, closely joined at the base; third obconic; fourth and fifth short and obconic; sixth and seventh shorter and nearly globose; eighth nearly lenticular; ninth, tenth, and eleventh forming an oval club.

Sp. 1. *Onth. striatus*. Payk., Monogr. Hist. 100. t. 11. f. 1.
Inhabits dung.

STIRPS 2.—*Body depressed: tibiæ broad: tarsi short: sternum dilated, the fore part forming a cavity for the head, which is capable of being retracted even to the mandibles.*

A. *Tibiæ, the four posterior with two series of spines.*

Genus 136. HISTER of authors.

Body above nearly convex: thorax with the anterior part straight.

a. *Elytra with the outer striæ extending their whole length.*

a. *Thorax with the sides striated, the striæ extending their whole length.*

* *Elytra with marginal striæ.*

Sp. 1. *Hist. unicolor* of authors.

Inhabits dung.

** *Elytra without the marginal striæ.*

Sp. 2. *Hist. sinuatus*. Illiger. *4-maculatus*. Marsh.

b. *Thorax with the sides not striated.*

* *Elytra with no marginal striæ.*

Sp. 3. *Hist. parvus*. Marsh., Leach.

** *Elytra with a marginal striæ.*

Sp. 1. *Hist. purpurascens*. Fabr., Leach. *Hist. bipustulatus*. Marsh.

b. *Elytra with the external striæ abbreviated.*

Sp. 1. *Hist. nitidulus*. (Pl. 2. fig. 1. a. *antennæ magnified*.) Fabr., Leach,
—*Hist. semipunctatus*. Marsh.

B. *Four posterior tibiæ with only one row of spines.*

Genus 137. DENDROPHILUS. *Leach's Zool. Misc.* vol. iii.

Body with the upper part nearly convex: thorax short, the anterior part straight.

Sp. 1. *Den. punctatus*.

Hister punctatus. *Ent. Hest.*

Genus 138. PLATYSOMA. *Leach.*

Body with the upper part plain: thorax transverse or nearly equall quadrate.

* *Elytra without striæ. Body finely punctured.*

Sp. 1. *Plat. picipes*. Leach. *H. piscipes*. Fabr.

** *Elytra without external striæ. Body not punctured.*

Sp. 2. *Plat. flavicornis*. Leach. *H. flavicornis*. Herbst.

*** *Elytra externally striated. Body without punctures.*

Sp. 3 *Plat. depressum*. Leach. *II. depressus*. Marsh.

Subdivision 3.—*Antennæ straight, not inserted in the cavity of the eyes. Feet semicontractile.*

Genus 139. LIMNIUS. Müller, Gyll., Leach. DYTISCUS. Panz.

CHRYSOMELA. Marsh. ELMIS. Latr.

Antennæ nearly filiform, the last joint largest, somewhat oval.

Sp. 1. *Lim. Volckmari*. Leach.

Dytiscus Volckmari. Panzer.

Chrysomela buprestoides. Marsh.

Fam. XVIII. PARNIDÆ. Leach.

Antennæ inserted in the anterior canthus of the eye: *elytra* not shorter than the abdomen.

Genus 140. PARNUS. Fabr., Illig., Marsh., Leach. DERMESTES.

Geoff. ELATER. Rossi. DRYOPS. Oliv., Lam., Latr.

Antennæ composed of three joints, the last joint articulated: *tarsi* with five joints.

Obs.—The insects of this genus inhabit the roots and blades of grass at the sides of ponds and ditches; the method of finding them is to loosen the grass in those places, by which means the insects will be found floating on the water: we have several species in this country that have not yet been clearly defined, but have been confounded with *proliféricornis*.

Sp. 1. *Par. sericeus*. Leach's MSS. (*Pl. 3. fig. 10. a. antennæ magnified.*)

Genus 141. HETEROCERUS. Bosc., Fabr., Illig., Latr., Marsh., Leach.

Antennæ composed of eleven joints, the seven last forming a dentate or serrated mass: *tarsi* with four joints.

Sp. 1. *Het. marginatus*. Blackish villose; sides of the thorax and abdomen with spots on the *elytra*, margins of the abdomen, and feet pale luteous. (*Pl. 3. fig. 11.*)

Inhabits marshy places, burrowing in the muddy and clayey banks of ponds.

Fam. XIX. HELOPHORIDÆ. Leach.

Mandibles without teeth at their extremities: *body* oblong: *antennæ* terminated by a club.

STIRPS 1.—*Clypeus* whole: *maxillary palpi* with the last joint thick and oval.

Genus 142. HELOPHORUS. *Leach*. ELOPHORUS. *Fabr.*, *Oliv.*,
Latr., *Gyll.*

Eyes sessile: *thorax* transverse.

* *Thorax* and *elytra* furrowed.

Sp. 1. *Hel. stagnalis*. *Hydrophilus stagnalis*. *Marsh.*

Inhabits ponds, floating on the surface and walking on aquatic plants.

** *Thorax* and *elytra* with elevated lines.

Sp. 1. *Hel. nubilus*. *Gyll.*

Genus 143. HYDROCHUS. *Germar.*, *Leach*. ELOPHORUS. *Fabr.*,
Illig., &c.

Eyes rather prominent: *thorax* elongated.

Sp. 1. *Hydr. cicindeloides*. *Hydrophilus cicindeloides*. *Marsh.*

Inhabits ponds, and may frequently be found in the mud at the sides.

STIRPS 2.—*Clypeus* entire.

Genus 144. OCHITHEBIUS. *Leach's Edinb. Encycl.*—*Zool. Misc.*
vol. iii. ELOPHORUS. *Fabr.* HYDRÆNA. *Latr.*, *Illig.*

Maxillary palpi with the middle and last joint slender and acute.

Sp. 1. *Och. riparius*. *Leach*. *Hydrophilus impressus*. *Marsh.*

Genus 145. HYDRÆNA. *Kugellan*, *Leach*.

Maxillary palpi with the last joint long and acuminate.

Sp. 1. *Hyd. Kugellani*. *Leach*. *Hydro. longipalpus*. *Marsh.*

Fam. XX. HYDROPHILIDÆ.

Mandibles at their points bidentate: *body* oval or round: *antennæ* terminated by a club.

STIRPS 1.—*Clypeus* emarginate: *sternum* simple: *antennæ* with six articulations.

Genus 146. SPERCHEUS. *Fabr.*, *Latr.*, *Leach*.

Sp. 1. *Sper. sordidus*. *Spercheus sordidus*. *Fabr.* *Hydr. sordidus*.
Marsh.

Inhabits stagnant waters.

STIRPS 2.—*Clypeus* whole: *sternum* simple.

A. *Elytra* with the apex whole. *Scutellum* small.

Genus 147. BEROSUS. *Leach's Zool. Misc.* vol. iii.

Body narrow before: *thorax* convex: *eyes* rather prominent.

Sp. 1. *Ber. luridus* of authors.

Inhabits ponds.

Genus 148. HYDROBIUS. *Leach.*

Body oval, convex, obtuse: *eyes* simple.

* *Elytra striated.*

Sp. 1. *Hydr. fuscipes.*

Inhabits ponds.

** *Elytra smooth.*

Sp. 1. *Hydr. melanoccephalus.*

Inhabits ponds.

B. *Elytra with the apex truncated. Scutellum small.*

Genus 149. LIMNEBIUS. *Leach.*

Body rather depressed: *eyes* simple.

Sp. 1. *Lim. nitidus.* *Hydrophilus nitidus.* *Marsh.*

Inhabits ponds and ditches.

STIRPS 3.—*Clypeus* whole: *sternum* produced into a spine.

Genus 150. HYDRŌUS. *Linné's MSS., Leach.*

Scutellum large: *anterior tarsi* of the male dilated in the middle with unequal claws: *antennæ* with their last joint acuminate.

Sp. 1. *Hydr. piccus* of authors.

Inhabits ponds and ditches.

Genus 151. HYDROPHILUS of authors.

Body with the posterior part slightly obtuse: *antennæ* with the last joint obtuse: *scutellum* moderate: *anterior tarsi* in both sexes simple.

Sp. 1. *Hydr. caraboides* of authors. (*Pl. 3. fig. 16.*)

Inhabits ponds; is very common.

Fam. XXI. SPHÆRIDIADÆ. *Leach.*

Antennæ terminated by a club: *maxillary palpi* very long: *mentum* large, clypeiform: *head* with the front rounded, cowl-shaped: *feet* formed for walking: *tarsi* with the basal joint as long or longer than the second joint (in the male with the last joint on the anterior tarsi large). The insects of this family are very nearly akin to the *Hydrophilii*.

Genus 152. SPHÆRIDIDIUM. *Fabr., Oliv., Lamarck, Leach. DERMESTES. Linn., De Geer, Marsh.*

Body somewhat hæmispheric: *eyes* immersed: *thorax* transverse: *tibiæ* spinose, armed with heels: *sternum* behind produced into a conic spine.

Sp. 1. *Sph. scarabæoides.* Black, shining, smooth: *scutellum* forming a long triangle: *feet* very spiny: each *elytron* at the base with a blood-

red spot, and a livid reddish spot at the apex. (*Pl. 3. fig. 12. a. antennæ magnified.*)

Sphæridium scarabæoides. *Fabr., Latr. Dermestes scarabæoides. Marsh., Linn.*

Inhabits dung.

Genus 153. CERCYON. *Leach's Zool. Misc. vol. iii. DERMESTES. Marsh.*

Antennæ with the club imbricated (*Pl. 3. fig. 12. b. magnified*): *anterior tarsi* in both sexes simple.

Sp. 1. *Cer. unipunctatum.*

Inhabits dung.

Sp. 2. *Cer. melanocepalum.*

Inhabits dung and flowers.

Fam. XXII. COPRIDÆ. *Leach.*

COPROPHAGI I. *Latreille.*

Labial palpi very hairy, the last joint smaller than the preceding: *scutellum* none or very obscure: *elytra* taken together not longer than broad: *posterior fœct* situated near the anus: *antennæ* eight- or nine-jointed, terminated by an abrupt lamellated mass: *anterior tibiæ* large and dentated: *mentum* not very large: *mandibles* membranaceous: *maxillæ* membranaceous: *elypcus* semicircular.

Subdivision 1.—*Labial palpi, with the last joint very distinct. Thorax much shorter than the elytra; much broader than long. Anterior tibiæ long, arcuate.*

Genus 154. COPRIS. *Gcoff., Illig., Fabr., Lam., Latr., Leach. SCARABÆUS. Linn., De Geer., Oliv., Marsh.*

Scutellum none: *abdomen* elevated, convex: *anterior tibiæ* longer than the others; externally with three strong teeth terminated by a tarsus: *antennæ* nine-jointed.

Sp. 1. *Cop. lunaris.*

Copris lunaris. Fabr., Latr., Leach. Scarabæus lunaris. Linn., Marsh. Scarabæus emarginatus of Marsham is merely the female.

Inhabits dung in sandy situations and lanes, entering the earth two or three inches beneath the surface.

Subdivision 2.—*Labial palpi with the last joint not distinct. Thorax longer than the elytra. Tibiæ all terminated by a tarsus.*

Genus 155. ONTHOPHAGUS. *Latr. COPRIS. Gcoff., Illiger, Fabr. SCARABÆUS. Linn., Herbst., Oliv., Marsh.*

Sp. 1. *Outh. Vacca.*

Inhabits dung: this and many others are very abundant under dung in April and May.

Fam. XXIII. APHODIADÆ. *Leach.*COPROPHAGI II. *Latreille.*

Labial palpi nearly smooth, filiform, the joints nearly equal, cylindrical: *feet* all separated by equal distances; hinder ones distant from the anus: *scutellum* distinct.

Genus 156. APIIODIUS. *Illiger, Fabr., Latr., Leach.* SCARABÆUS *Oliv., Marsh., Linn.*

Sp. 1. *Aph. rufipes.*

Inhabits dung in the spring of the year.

This genus may be divided, for the sake of convenience, from the clypeus.

1. *Clypeus* smooth, emarginate.
2. *Clypeus* smooth, entire.
3. *Clypeus* tuberculat

Fam. XXIV. GEOTRUPIDÆ. *Leach.*GEOTRUPINI. *Latreille.*

Antennæ eleven-jointed, terminated by a lamellated club: *anterior tibiæ* large, dentate: *mentum* not large: *mandibles* corneous, porrect: *labrum* prominent: *clypeus* rhomboidal.

Genus 157. GEOTRUPES. *Latr., Dumeril, Lam., Leach.* SCARABÆUS. *Linn., Geoff., Fabr., Oliv., De Geer.*

Antennæ terminated by an oval lamellated club: *thorax* shorter than the abdomen, not horned: *hinder feet* distant from the anus: *head* not produced behind the eyes: *scutellum* obvious.

Sp. 1. *Geo. stercorarius.*

Inhabits Europe; boring cylindrical holes beneath the dung, and flying about in the dusk of the evening.

Genus 158. TYPHÆUS. *Leach.* SCARABÆUS. *Fabr., Gyll., Marsh.*

Antennæ terminated by an oval lamellated club: *thorax* shorter than the abdomen; on each side in front with a long process which extends along the sides of the head: *hinder feet* distant from the anus: *head* not produced behind the eyes: *scutellum* obvious.

Sp. 1. *Typ. vulgaris.* (*Pl. 1. fig. 1.*)

Scarabæus typhæus. *Fabr., Gyll., Marsh.*

Inhabits the dung of horses on heaths, in the spring of the year.

Obs.—Scarabæus mobilicornis, *Marsh.*, forms the genus ODONTEUS, *Köppe.*

Fam. XXV. MELOLONTHIDÆ. *Leach.* SCARABÆIDES. *Latr.*

Antennæ ten-jointed (in some nine), terminated by a lamellated club: *mandibles* corneous in part: *clypeus* triangular or quadrate: *anterior tibiæ* large and dentate: *mentum* not large.

STIRPS 1.—No scale between the posterior angles of the thorax and the exterior base of the elytra.

Division I.—*Thorax almost quadrate, more or less transverse. Mandibles entirely corneous.*

Subdivision 1.—*Labrum prominent even beyond the clypeus. Maxillæ interiorly armed with a horny hook, simple or bifid. Body nearly globular or ovoid. Elytra tumid, embracing the sides of the abdomen.*

Genus 159.—ÆGIALIA. *Latr., Leach.* APHODIUS. *Panz., Illig.*
PSAMMODIUS. *Gyll.*

Antennæ distinctly longer than the head, composed of nine joints, the first of which is cylindric and a little hairy: *body* nearly globular: *wings* none.

Sp. 1. *Ægi. globosa*. Black, shining: head granulated: elytra striated, impunctate.

Aphodius globosus. *Illig.* *Psammodius globosus*. *Gyllenhal.* *Ægialia globosa*. *Latr., Leach.*

Inhabits the sandy shores of the sea.

Genus 160. PSAMMODIUS. *Gyll., Leach.*

Body elongate, convex: *antennæ* distinctly longer than the head: *wings* two: *thorax* transversely striated.

Sp. 1. *Psam. Sulcicollis*. *Gyll.*

Aphodius Sulcicollis. *Illig.*

Inhabits sandy places: Taken at Swansea by Mr. W. S. Millard, a most assiduous and successful collector of British insects.

Genus 161. TROX. *Fabr., Oliv., Lam., Latr., Leach.* SCARABÆUS.
Linn., Marsh., Geoff., De Geer.

Antennæ scarcely longer than the head, composed of ten joints, the first obconic and very hairy: *body* ovoid: *maxillæ* with a simple hook.

Sp. 1. *Trox sabulosus*.

Inhabits sandy places.

Subdivision 2.—*Labrum not projecting beyond the clypeus. Body not globose. Elytra not embracing the sides of the abdomen.*

* *Body subcylindric.*

Genus 162. SINODENDRON. *Fabr., Latr., Don., Leach.* SCARABÆUS. *Linn., De Geer., Oliv.* LUCANUS. *Marsh.*

Antennæ with a lamellated club not capable of being folded: the *lamellæ* very short, resembling the teeth of a saw: *body* cylindric: *maxillæ* coriaceous, bilobate.

Sp. 1. *Sin. cylindricum*. Black, shining, impressed-punctate, cicatriculose; the punctures umbilicated, the umbilici perforate. (Male with a conic-compressed horn, the female with a short horn on the head.)

Sinodendron cylindricum. *Fabr., Latr., Don., Leach.* *Scarabæus cylindricus*. *Linn., De Geer, Oliv.* *Lucanus cylindricus*. *Marsh.*

Inhabits old trees, especially the ash. Is very abundant near Cheltenham and near Plymouth.

** *Body ovoid-oblong.*

Genus 163. MELOLONTHA. *Fabr., Oliv., Lam., Latr., Leach.*

Elytra with their external edge not sinuated, very slightly narrower at their base than at their points: *tibiæ* armed with very distinct heels.

Sp. 1. *Mel. vulgaris*. (Common Cockchafer.)

Melolontha vulgaris. *Latr., Fabr.* *Scarabæus melolontha*. *Linn., Marsh.*

Inhabits various trees in May and June.

Genus 164. ANOMALA. *Köppe, Leach's MSS.*

Elytra with the external edge not sinuated, very slightly narrower at their base than at their points: *tibiæ* terminated by very distinct heels: *antennæ* of both sexes nearly equal in size, with a lamellated club: *body* ovate or short ovate convex.

A. *Frischii*. *Mel. Frischii*. *Fabr.*

Inhabits the sandy coasts of the sea.

The following may be considered as the type of the
GENUS AMALOPLIA, Sp. 1. *Melolon. furicola*.

Genus 165. HOPLIA. *Illig., Latr., Leach.* SCARABÆUS. *Linn., Geoff., De Geer.* MELOLONTHA. *Fabr., Oliv.*

Elytra with their external edge sinuated: *tibiæ* with very obscure spurs or heels.

Sp. 1. *Hopl. pulverulenta*.

Inhabits heaths.

Division II.—*Thorax* as long as broad, nearly orbicular, or almost ovoid and truncate at their extremities. *Mandibles* partly membranaceous, sometimes entirely corneous. *Maxillæ* terminated by a membranaceous or coriaceous lobe. *Labrum* not prominent.

Genus 166. TRICHIUS. *Fabr., Latr., Leach.*

Antennæ with the first joint very large: *clypeus* quadrate: *pulpi* short, with their first joint very large: *clypeus* quadrate: *tarsi* with equal nails.

Sp. 1. *Tr. fasciatus*.

Trichius fasciatus. *Latr., Fabr., Leach.* *Cetonia fasciata*. *Oliv.* *Scarabæus fasciatus*. *Linn.*

Inhabits Europe on umbelliferous plants, but is rare in Britain.

Sp. 2. *Tr. nobilis*. (*Pl. 1. fig. 2. a. antennæ magnified.*)

STIRPS 2.—A triangular scale interposed between the posterior angles of the thorax, and the exterior of the base of the *elytra*.

Genus 167. CETONIA. *Fabr., Latr., Oliv., Lamareck, Leach.* SCARABÆUS. *Linn., Geoff., De Geer, Marsh.*

Maxillæ almost membranaceous, or coriaceous: *mentum* of a moderate size: *thorax* triangular, with the anterior point truncate: *elytra* abruptly sinuated at their internal side towards the base.

Sp. 1. *Cet. aurata.*

Inhabits the flowers of roses, the larvæ live in decayed wood.

Fam. XXVI. LUCANIDÆ. *Leach.*

LUCANIDES. *Latreille.*

Antennæ with a pectinated club: *anterior tibiæ* large and dentated: *pulpi* four: *labrum* generally wanting: *mandibles* very strong, corneous, dentated, exerted: *mentum* corneous.

Genus 168. LUCANUS *of authors.* PLATYCERUS. *Geoff.*

Palpi long: *lip* bifid, very hairy, the *lacinia* resembling pencils.

Sp. 1. *Luc. Cervus.* (Stag Beetle.) (*Pl. 1. fig. 3.*)

Section II. HETEROMERA.

Four anterior *tarsi* five-jointed, hinder pair four-jointed: *antennæ* eleven-jointed, never lamellated or furnished with a pectinated head.

Fam. XXVII. BLAPSIDÆ. *Leach.*

Mentum small, or moderately large, quadrate or orbicular: *pulpi* terminated by a thick joint; the last joint of the maxillary one securiform.

Genus 169. BLAPS. *Fabr., Oliv., Lam., Latr., Marsh., Leach.* TENEBRIO. *Linn., Geoff.*

Back flat: *thorax* almost quadrate: *antennæ* with the third joint much longer than the fourth: *elytra* with their extremities pointed.

Sp. 1. *Blaps mortisaga.*

Inhabits dark cellars and damp places.

Fam. XXVIII. TENEBRIONIDÆ. *Leach.*

Mandibles bifid at their extremities: *head* more or less triangular, without a contraction behind, at its junction with the thorax: *tarsi* with entire joints: *antennæ* moniliform, not perfoliated or serrated: *maxillæ* unguiculated.

Genus 170. PEDINUS. *Latr., Leach.* TENEBRIO. *Linn., Geoff., Marsh.* BLAPS. *Fabr., Herbst.* HELOPS. *Olivier.* OPATRUM. *Illig.*

Body oval: *maxillary palpi* terminated by a thick joint: *antennæ* filiform; the last joint globose or turbinated.

Sp. 1. *Ped. maritimus.* *Leach.* (*Pl. 4. fig. 2.*) ♂ *Tenebrio femoralis.* *Marsh.* ♀ *T. gemellatus.* *Marsh.*

Inhabits sandy places: is very abundant on the sea shore near Swansea, South Wales.

Genus 171. OPATRUM. *Fabr., Oliv., Lam., Leach.* SILPHA.
Linn. TENEBRIO. Geoff., Marsh.

Body oval: *maxillary palpi* with their last joint obtrigonate: *antennæ* gradually thicker towards their extremities: the last joints transverse, compressed.

Sp. 1. *Opat. sabulosum.* (*Pl. 2. fig. 8. a. antennæ magnified.*)

Opatrum sabulosum. *Fabr., Latr.* *Silpha sabulosa.* *Linn. Tenebrio sabulosus.* *Marsh.*

Inhabits sandy places.

Genus 172 TENEBRIO. *Linn., Geoff., De Geer, Fabr., Latr., Leach.*

Thorax behind as broad as the elytra: *body* elongate: *antennæ* scarcely gradually thicker towards their extremities; the eighth, ninth, and tenth joints transverse; the last subglobose: *mentum* somewhat quadrate; the upper margin rounded: *maxillary palpi* with their last joint thick.

Sp. 1. *Ten. Molitor.* (*Pl. 4. fig. 1.*)

Inhabits houses; the larvæ in meal and flour; and is well known under the name of meal-worm.

Fam. XXIX. DIAPERIDÆ. *Leach.*

Mandibles bifid at their extremities: *head* more or less triangular, without a contraction behind, at its juncture with the thorax: *tarsi* with entire joints: *antennæ* not moniliform, their extremities perfoliated or serrated.

STIRPS 1.—*Body* linear, or nearly so. *Thorax* almost quadrate. *Antennæ* terminated by a club. *Maxillæ* unguiculated.

Genus 173. SARROTRIUM. *Illig., Fabr., Leach.* HISPÀ. *Linn., Marsh. TENEBRIO. De Geer. ORTHOCERUS. Latr.*

Antennæ with the last six joints forming a thick, fusiform, downy mass.

Sp. 1. *Sarr. muticum.* (*Pl. 2. fig. 16. a. antennæ magnified.*)

Sarrotrium muticum. *Payk., Fabr., Leach.* *Hispà mutica.* *Linn., Marsh. Orthocerus hirticornis.* *Latr.*

Inhabits sandy places. In Britain it is rare, or at least very local. It has been found in gravel-pits near Norwich by Mr. Joseph Hooker, and near Hampstead by Mr. Stephens, in the months of June and July.

STIRPS. 2.—*Antennæ* not moniliform. *Body* oval, or nearly orbicular: a little longer than broad.

a. *Antennæ* not serrated at their extremities.

Genus 174. PHALERIA. *Latr., Leach. TENEBRIO. Fabr.*

Anterior tibiæ elongate-trigonal: *tarsi* short: *antennæ* gradually thickening towards their extremities, where they are perfoliated: *body* oval.

Sp. 1. *Phaë cadaverina*.
Tenebrio cadaverina. *Fabr.*
 Inhabits sandy places.

Genus 175. DIAPERIS. *Geoff., Fabr., Oliv., Lam., Leach.* CHRYSOMELA. *Linn., Marsh.* TENEBRIO. *De Geer.*

Antennæ gradually enlarging towards their extremities, from the fourth joint perfoliated: *body* nearly hemispheric, very convex above.

Sp. 1. *Dia. Boleti* of authors.
Chrysomela Boleti. *Linn., Marsh.*
 Inhabits the *boleti* of trees: is rare.

Genus 176. TETRATOMA. *Herbst, Fabr., Payk., Leach.*

Antennæ terminated by a club of four joints, the other joints very small: *body* oval: *tibiæ* not spiny.

Sp. 1. *Tetr. Fungorum*.
 Inhabits *fungi*.

Genus 177. LEIOIDES. *Latr., Leach.* ANISOTOMA. *Illig., Fabr.* SPHÆRIDIDIUM. *Olivier.* TETRATOMA. *Herbst.*

Antennæ abruptly terminated by a five-jointed club, the eighth joint (the second of the club) very small: *thorax* almost hemispheric: *tibiæ* spinose.

Sp. 1. *Lei. picea*.
Anisotoma piceum. *Illig.* *Anisotoma picea*. *Panz.* *Leoides picea*. *Latr.*

Inhabits sandy places in Europe.

b. *Antennæ* terminated by joints, resembling in their form the teeth of a saw.

Genus 178. BOLILOPHAGUS. *Illig., Fabr.* ELEDONA. *Latr., Leach.* OPATRUM. *Oliv., Marsh.* DIAPERIS. *Oliv.*

Palpi filiform; *maxillary* ones with their last joint almost cylindrical: *antennæ* arcuate: *body* oval, convex, generally rough: *thorax* transverse, emarginate before; the sides often with acute margins.

Sp. 1. *Boli. Agaricola*.
Bölilophagus Agaricola. *Illig., Fabr.* *Eledona Agaricola*. *Latr., Leach.*
Opatrum Agaricola. *Oliv., Marsh.*
 Inhabits *boleti* and other *fungi*.

STIRPS 3.—*Antennæ* nearly or quite filiform, with their extremities simple.

a. *Mandibles* with their extremities bifid.

Genus 179. HELOPS. *Fabr., Oliv., Lam., Illig., Latr., Rossi, Leach.* TENEBRIO. *Linn.*

Maxillary palpi terminated by a securiform joint: *antennæ* as long or longer than the *thorax*: *thorax* quadrate or semicircular: *body* convex.

Sp. *Hcl. lanipes*.

Melops lanipes. *Fabr., Latr., Oliv.* *Tenebrio lanipes*. *Linn.*
Inhabits Europe under the bark of trees.

b. *Mandibles with their points entire. Tarsi with denticulated nails.*

Genus 180. CISTELA. *Fabr., Latr., Lam., Oliv., Leach.* CHRYSOMELA. *Linn.* MORDELLA. *Geoff.*

Body ovate: antennæ serrated: feet rather long.

Sp. 1. *Cist. ceramboides.*

Cistela ceramboides. *Fabr., Latr., Oliv.* *Chrysomela ceramboides.* *Linn.*

Sp. 2. *Cist. sulphurea.* (*Pl. 4. fig. 6.*)

Crioceris sulphurea. *Marsh.* 219. 1.

Fam. XXX. MELYANDRYADE. *Leach.*

Mandibles bifid at their extremities: head more or less triangular, without a contraction behind, at its juncture with the thorax: four anterior tarsi with the last joint but one bilobate: maxillary palpi with the last joint large, securiform, or obtrigonate.

STIRPS 1.—*Hinder tarsi with entire joints.*

Genus 181. SERROPALPUS. *Oliv., Payk., Illig., Latr., Leach.* DIRCÆA. *Fabr.*

Antennæ filiform: body almost cylindric, and very long.

An insect of this genus has lately been taken in this country, and was first discovered in Windsor Forest. In July 1817, being in Hampshire in company with my friend Mr. John Chant, we took four specimens from a rotten oak near Lyndhurst.

Genus 182. ORCHESIA. *Latr.* DIRCÆA. *Fabr., Leach.* HALLOMEMUS. *Illig., Payk., Hellwig.* MEGATOMA. *Herbst.* MORDELLA. *Marsh.*

Hinder feet formed for leaping: antennæ clavate: body elliptic.

Sp. 1. *Orc. micans.* *Fabr.*

Hallomenus micans. *Paykull.* *Serropalpus micans.* *Illiger.* *Megatomia picea.* *Herbst.* *Mordella Boleti.* *Marsh.* *Orchesia micans.* *Latr., Leach.*

Inhabits *boleti.*

STIRPS 2.—*Tarsi altogether with their last joint but one bilobate.*

Genus 183. MELANDRYA. *Fabr., Latr., Leach.* CHRYSOMELA. *Linn.* SERROPALPUS. *Illig., Bosc.*

Antennæ simple, filiform: maxillary palpi terminated by an elongate securiform joint: body nearly elliptic: thorax trapezoid, broad behind.

Sp. 1. *Mel. caraboides.*

Chrysomela caraboides. *Linn.* *Serropalpus caraboides.* *Oliv., Illig.*

Melandra serrata. *Fabr., Latr.* *Crioceris caraboides.* *Marsh.*

Inhabits rotten trees.

Genus 184. LAGRIA. *Fabr., Oliv., Lam., Leach.* CHRYSOMELA.
Linn. CANTHARIS. Geoff. TENEBRIO. De Geer.

Antennæ simple, growing insensibly thicker towards their extremity: *maxillary palpi* double the size of the labial, with the last joint large, securiform; *labial palpi* with the last joint ovate: *body* oblong (generally villose).

Sp. 1. *Lag. hirta*.

Lagria hirta. *Fabr., Latr.* *Chrysomela hirta.* Linn. *Auchenia hirta.* Marsh.

Inhabits the white-thorn in May and June.

Fam. XXXI. PYROCHROIDÆ. Leach.

PYROCHOIDES. Latreille.

Head cordiform, abruptly strangulated at its junction with the thorax: *tarsi* with their penultimate joints all bilobate: *body* elongate, depressed, or convex and cylindrical: *thorax* almost cordate.

STIRPS 1.—*Antennæ* pectinated, serrated, or branched.

Genus 185. PYROCHROA. *Fabr., Geoff., De Geer, Oliv., Latr., Leach.* CANTHARIS. Linné.

Antennæ pectinated or serrated: *thorax* orbicular.

The prevailing colour in this genus is red and black.

Sp. 1. *Pyr. rubens.* *Fabr., Latr., Oliv.*

Inhabits white-thorn hedges in May and June.

Sp. 2. *Pyr. coccinea.* (*Pl. 3. fig. 3.*)

Inhabits the woods of Kent.

STIRPS 2.—*Antennæ* simple.

Genus 186. SCRAPTIA. *Latr., Leach.*

Labial palpi terminated by a semilunar, or large triangular joint: *thorax* almost semicircular.

Sp. 1. *Scr. fusca.*

Scraptia fusca. *Latr., Leach.*

Inhabits *boleti*.

Genus 187. NOTOXUS. *Geoff., Oliv., Illig., Latr., Leach.* MEL-
LÖE. Linn., Donovan. ANTHICUS. Payk., Fabr.

Labial palpi terminated by a small truncate joint: *thorax* almost cordiform, produced into a porrected horn in front: *antennæ* simple.

Sp. 1. *Not. monoceros.* (*Pl. 2. fig. 23. a. antennæ, head, and thorax magnified.*)

Melœe monoceros. Linné, Don. *Notoxus monoceros.* *Oliv., Illig., Latr.* *Anthicus monoceros.* *Fabr., Payk.*

Inhabits sandy situations; and has been taken in profusion on the sandy sea shores of Swansea.

Genus 188. ANTHICUS. *Payk., Fabr., Leach.* NOTOXUS. *Illig., Latr.* LYTTA. Marsh.

Labial palpi terminated by a small truncate joint: *thorax* almost cordiform, not anteriorly produced.

Sp. 1. *Anth. fusca*.

Lytta fusca. Marsh.

Inhabits dung in the neighbourhood of stables.

Fam. XXXII. MORDELLAÆ. Leach.

MORDELLANÆ. Latreille.

Head cordiform, abruptly strangulated at its junction with the thorax: *hinder tarsi* (sometimes the others) with their penultimate joint entire: *body* elevated, arcuate, laterally compressed, and terminated by a point: *head* very large: *elytra* very short, or very narrow and pointed behind: *hinder feet* large: *tibiæ* with spurs.

Genus 189. RHIPIPHORUS. Bosc, Fabr., Payk., Oliv., Lam., Leach. MORDELLA. Marsh., Linné.

Tarsi with all the joints simple: *palpi* almost filiform: *antennæ* pectinated or flabellate: *scutellum* none, or concealed.

Sp. 1. *Rhip. paradoxus*.

Mordella paradoxa. Linn. *Rhipiphorus paradoxus*. Latr., Leach.

Inhabits Europe. In Britain it is extremely rare. The larvae inhabit the nests of *Vespa Crabro* (the hornet). *Mordella paradoxa* of Marsham, which is distinct from the Linnean species, has been found in the nest of a wasp.

Genus 190. MORDELLA. Linn., Geoff., Fabr., Latr., Marsh., Leach.

Tarsi with all their joints simple: *maxillary palpi* terminated by a securiform joint: *antennæ* simple, or very slightly serrated: *scutellum* distinct.

Sp. 1. *Mord. aculeata*.

Mordella aculeata. Linn., Fabr., Latr., Oliv., Marsh., Leach.

Inhabits the blossoms of the crab-tree, white-thorn, &c.

Sp. 2. *Mord. fasciata*. (Pl. 4. fig. 8.)

Genus 191. ANASPIS. Latr., Geoff., Leach. MORDELLA. Linn., Fabr., Oliv., Marsh.

Penultimate joint of the four anterior *tarsi* bilobate: *maxillary palpi* with the last joint securiform: *scutellum* none.

Sp. 1. *Anas. frontalis*.

Mordella frontalis. Fabr., Oliv., Payk., Marsh. *Anaspis frontalis*. Latr., Leach.

Inhabits flowers, especially those of the umbellate plants.

Fam. XXXIII. CANTHARIDÆ. Leach.

CANTHARIDÆ. Latreille.

Head large, cordiform: *neck* distinct: *mandibles* not notched at their points: *thorax* almost quadrate, or cordiform: *elytra* flexible: *tarsi* generally with entire joints.

STIRPS 1.—*Antennæ* of equal thickness, tapering towards their points, or subclavate, longer than the thorax, composed of globular or obconic joints: *elytra* covering only a part of the abdomen; short, oval, diverging at the suture: *wings* none: *tarsi* with all their joints entire.

Genus 192. MELÖE of authors.

Abdomen very large, generally soft: *antennæ* various.

Obs.—Dr. Leach has written an excellent monograph on this genus, which will be found in the eleventh volume of the *Transactions of the Linnæan Society*, and is illustrated by highly finished figures of the species by that celebrated artist and excellent naturalist Mr. Sowerby. An enumeration of the species and habitats will be found in the calendar.

STIRPS 2.—*Antennæ* composed of cylindric or obconic joints, longer than the thorax.

Genus 193. CANTHARIS. *Geoffroy, De Geer, Oliv., Lam., Latr., Leach.* MELÖE. *Linn.* LYTTA. *Fabr., Marsh.*

Elytra soft, elongate, linear, with the sides somewhat inflexed, the back convex, rounded: *maxillæ* with two membranaceous lacinia, the external one acute within, subuncinate: *antennæ* with the first joint larger than the others; the second very short, transverse; the rest obconic, the last ovoid.

Sp. 1. *Canth. vesicatoria*, (Spanish fly.) (*Pl. 4. fig. 5.*)

Melöc vesicatorius. *Linn.* *Cantharis vesicatoria.* *De Geer, Geoff., Oliv., Latr.* *Lytta vesicatoria.* *Marsh., Fabr.*

Inhabits Europe: is found on the ash, but is rare in England: it is the common blister-fly of the shops.

Fam. XXXIV. ŒDEMIADÆ. *Leach.*

ŒDEMERITES. *Latreille.*

Antennæ filiform or setaceous: *rostrum* not very flat, and dilated at its extremity: *head* produced into a kind of rostrum.

Genus 194. ŒDEMERA. *Latr., Oliv., Leach.* NECYDALIS. *Linn., Fabr.* CANTHARIS. *Marsh.*

Antennæ inserted at the anterior internal margin of the eyes: *rostrum* not elongate: *eyes* prominent: *elytra* tubulate: *palpi* with the last joint broader than the penultimate joint.

Sp. 1. *Œdem. cœrulea.*

Necydalis cœrulea. *Linn., Fabr.* *Œdemera cœrulea.* *Latr., Oliv., Leach.*

Inhabits Europe on the flowers of umbelliferous plants.

Genus 195. MYCTERUS. *Clairv., Oliv., Leach.* RHINOMACER. *Fabr., Latr.* MYLABRIS. *Schaffër.*

Antennæ inserted before the eyes on the rostrum: *rostrum* elongate,

narrow: *eyes* globose, prominent: *elytra* hard: *palpi* with the last joint compressed.

Sp. 1. *Myc. curculionides*.

Rhinomacer curculionides. *Fabr.*, *Latr.* *Mycterus griseus*. *Clairv.*

Mycterus curculionides. *Leach*.

Inhabits Europe: has been taken in South Devon by the late Mr. John Cranch, of Kingsbridge, zoologist in the late unfortunate expedition to the Congo. For a most interesting biographical account of this indefatigable naturalist, see *Capt. Tuckey's Narrative*, and *Journal of Arts*, No. IX.

Fam. XXXV. SALPINGIDÆ. *Leach*.

Antennæ thicker at their extremities: *rostrum* very flat, and dilated at its extremity: *head* produced into a rostrum.

Genus 196. SALPINGUS. *Illiger*, *Leach*. CURCULIO. *Linnaeus*, *De Geer*, *Marsh.* ANTHRIBUS. *Fabr.*, *Payk.*, *Panz.*, *Clairv.* RHINOSIMUS. *Latr.*

Antennæ inserted before the eyes: *elytra* rigid.

Sp. 1. *Sal. Roboris*.

Rhinosimus Roboris. *Latr.* *Curculio ruficollis*. *Marsh.* *Salpingus Roboris*. *Leach*.

Inhabits Europe under the bark of trees.

Section III. TETRAMERA.

Tarsi with four joints.

Division I.—*Head anteriorly rostrated; the mouth at the apex of the rostrum.*

Fam. XXXVI. BRUCHIDÆ. *Leach*.

BRUCHELÆ. *Latreille*.

Palpi obvious, filiform, not very minute: *rostrum* broad: *labrum* exerted: *antennæ* eleven-jointed, subclavate, with the club formed of distinct joints, in some; filiform, or gradually thicker towards their points, in others; serrated or pectinated.

Genus 197. PLATYRHINUS. *Clairville*, *Leach*. ANTHRIBUS. *Fabr.*, *Geoff.*, *Payk.*, *Latr.* MACROCEPHALUS. *Oliv.*

Antennæ clavate, the club elongate: *eyes* not emarginate: *elytra* covering the anus above: *body* ovate, oblong: *abdomen* somewhat elongate-quadrate.

Sp. 1. *Pl. latirostris*.

Anthribus latirostris. *Fabr.*, *Latr.*, *Payk.* *Platyrrhinus latirostris*. *Clairv.*, *Leach*. *Macrocephalus latirostris*. *Oliv.*

Inhabits *bolleti* in woods: is rare in Britain.

Genus 198. ANTHRIBUS. *Paykull, Fabr., Latr., Geoff., Leach.*
MACROCEPHALUS. *Oliv.*

Antennæ clavate: the club ovate, abrupt, incrassated: *eyes* not emarginate: *elytra* covering the anus above: *body* short, oval, thick: *thorax* transverse, broader behind, lobated: *rostrum* short.

Sp. 1. *An. scabrosus.*

Anthribus scabrosus. *Payk., Fabr., Latr., Leach.* *Bruchus scabrosus.*
Marsh. *Macrocephalus scabrosus.* *Olivier.*

Inhabits the elm and horse-chesnut.

Genus 199. RHINOMACER. *Oliv., Fabr., Leach.* ANTHRIBUS.
Payk., Latr., Leach.

Antennæ clavate: *eyes* not emarginate: *elytra* covering the anus above; *abdomen* elongate, narrow: *thorax* roundish, nearly equally broad: *rostrum* at the base much narrower than the head, the longitudinal diameter many times exceeding the breadth: *tarsi* with the second joint not including the third.

Sp. 1. *Rhi. attelaboides.*

Anthribus rhinomacer. *Payk., Latr.* *Rhinomacer attelaboides.* *Fabr., Leach.*

Inhabits pine-trees.

Genus 200. BRUCHUS. *Linn., De Geer, Oliv., Fabr., Latr., Marsh., Leach.* MYLABRIS. *Geoff.*

Antennæ nearly filiform: *eyes* emarginate for the insertion of the antennæ: *body* short, oval, thick: *elytra* not covering the anus above.

Sp. 1. *Bru. Pisi.*

Bruchus Pisi. *Linn., Fabr., Oliv., Latr., Leach.*

Inhabits the south of Europe and the north of America. The larva is frequently found in peas.

Fam. XXXVII. CURCULIONIDÆ. *Leach.*

CURCULIONITES. *Latreille.*

Palpi very small, conic-subulate, scarcely discernible: *rostrum* rounded, thick, often proboscis-shaped: *labrum* none: *antennæ* with distinct joints, the eighth or ninth generally clavate, the club regular, the joints coriaceous: *head* from the eyes more or less narrowed, distinctly produced into a rostrum: *mandibles* small or minute: *mentum* not cylindrical-cordate: *body* rarely cylindrical: *anterior tibiæ* never triangular.

A. *Antennæ* straight, not geniculated at the second joint. *Body* of all, from the base of the thorax, narrower, not cylindrical.

Genus 201. ATTELABUS. *Linn., Fabr., Oliv., Latr., Leach.*
CURCULIO. *De Geer.*

Head behind simply elongate, produced with no neck: *tibiæ* with one

hook at their joints: *body* ovate: *abdomen* quadrate, rounded behind: *labium* corneous, quadrate; the middle of the upper margin emarginate, obtusely unidentate.

Sp. 1. *Att. curculionoides*.

Attelabus curculionoides. Linn., Latr., Oliv., Marsh., Leach.

Inhabits the nut-tree and willow.

Genus 202. APODERUS. Oliv., Latr., Leach. ATTELABUS. Linn., Fabr., Payk. CURCULIO. Marsh.

Head with a distinct neck: *tibiæ* with one hook at their joints: *body* ovate: *abdomen* quadrate, rounded behind: *labium* corneous, quadrate, the middle of the upper margin emarginate, obtusely unidentate.

Sp. 1. *Apo. Coryli*.

Attelabus Coryli. Linn., Fabr., Payk. *Curculio Coryli*. Marsham. *Apo-derus Coryli*. Latr., Leach.

Inhabits the nut-tree, and is very common.

Genus 203. RHYNCHITES. Herbst., Latr., Leach. CURCULIO. Linn., De Geer, Marsh. RHINOMACER. Geoffr., Clairv. ATTELABUS. Fabr., Oliv.

Head elongate behind the eyes, with no neck: *clypeus* dentate: *tibiæ* with very short heels: *abdomen* quadrate, rounded behind: *body* ovate, narrowly produced before: *thorax* conic-cylindric, broader behind (often with a spine on each side in the male): *labium* membranaceous, small, the apex rounded, villose, entire.

Sp. 1. *Rhyn. Bacchus*.

Inhabits Europe, and is found in England on the nut- and plum-tree, but is very rare.

Genus 204. DEPORÄUS. Leach's MSS.

Head elongate, with no neck: *clypeus* subdentate: *tibiæ* with short heels: *abdomen* quadrate-rounded behind: *hinder thighs* thick and formed for leaping.

Sp. 1. *Dep. Betulæ*.

Rhynchites Betulæ. Herbst.

Inhabits the oak, birch, and hazel.

Genus 205. APION. Herbst, Latr., Kirby, Leach. CURCULIO. Linn., Marsh.

Eyes prominulous: *head* elongate behind: *abdomen* subovate: *tibiæ* with obsolete heels: *labium* subquadrate, entire.

The Rev. William Kirby has given an admirable paper to the *Linnæan Society of London*, in which upwards of sixty species of this genus are described, in the ninth volume of their *Transactions*. He has added a supplement which is published in the tenth volume.

The whole of the insects of this genus are very small; they are in general found at the roots of grass, on the blossoms of clover, &c. and in sand-pits: in the months of April, May and June, they may be taken in profusion.

B. *Antennæ geniculated, the basal joint very much elongated, generally received in a lateral oblique groove, (at the base at least,) or the sides of the rostrum. (Antennæ in all clavate, the club generally composed of firmly connected joints, the last acute. Tarsi with the last joint but one bifid, or emarginate above, cordate.)*

a. *Antennæ inserted beyond the base of the rostrum, larger than the head; the club distinctly many-jointed, ovate. Mandibles generally obtuse. Tibiæ at the apex ciliated with spines, in a few terminated by a strong hook. Body ovate or elliptic. Colours various.*

Genus 206. CURCULIO of authors. BRACHYRINUS. Latr.

Body ovate, convex, narrower before: thorax round or conic-cylindric, narrower than the base of the elytra: scutellum extremely minute: abdomen ovate-conic, subovate, or globose: lip minute: antennæ eleven-jointed: hinder feet not formed for leaping.

Sp. 1. *Cur. argentatus.*

Curculio argentatus. Gmelin, Marsh., Fabr., Leach. *Brachyrinus argentatus.* Latr.

Inhabits Europe, and is very abundant in this country on the oak in May and June.

Genus 207. LIXUS. Latr., Fabr., Leach. LEPTOSOMA. Leach.
CURCULIO. Linn., Geoff., Fabr., Marsh.

Body elongate-ovate: rostrum as broad as the head: lip small, entire, transverse-quadrate, corneous, narrower than the mentum.

Sp. 1. *Lix. paraplecticus.*

Lixus paraplecticus. Leach.

Inhabits the *Phellandrium aquaticum.*

Genus 208. RHYNCHÆNUS. Fabr., Oliv., Leach. CURCULIO.
Linn., Geoff., Lam., Latr.

Body oblong-ovate, twice as long as broad: antennæ eleven-jointed, the club distinct: wings perfect: rostrum moderate.

Sp. 1. *Rhyn. Pini.*

Rhynchænus Pini. Leach. *Curculio Pini.* Linné.

Inhabits the *Pinus sylvestris.*

Genus 209. BALANINUS. Germar.

Body oblong, twice as long as broad: antennæ twelve-jointed: wings perfect: rostrum very long and very slender.

Sp. 1. *Bal. Nucum.*

Rhynchænus Nucum. *Fabr.*

Inhabits the nut-tree: the larva living on the kernel of the fruit is called the nut-maggot.

Genus 210. LIPARUS. *Oliv., Leach.* CURCULIO. *Linn., Latr., Marsh.* RHYNCHÆNUS. *Fabr.*

Body oblong-ovate, twice as long as broad: *antennæ* with the club three-jointed beginning at the ninth joint, or four-jointed beginning at the eighth joint: *wings* none.

Sp. 1. *Lip. Germanus.*

Curculio Germanus. *Linn., Marsh.* *Rhynchænus fusco-maculatus.* *Fabr.* *Liparus Germanus.* *Leach.*

Inhabits Europe: is rare in Britain, but has been taken near Dover and Hastings.

Genus 211. CRYPTORHYNCHUS. *Illig., Leach.* CURCULIO. *Linn., Marsh.* RHYNCHÆNUS. *Fabr.*

Body round-oval, half as long again as broad: *abdomen* short, triangular-quadrate: *anus* naked: *rostrum* applied to the breast: *colcoptra* subquadrate, the diameters nearly equal: *hinder feet* not formed for leaping: *mentum* corneous, sub-obtrigonal.

Sp. 1. *Crypt. Erysimi.*

Rhynchænus Erysimi. *Fabr.* *Cryptorhynchus Erysimi.* *Illiger, Leach.*
Inhabits

Genus 212. CIONUS. *Clairv., Latr., Leach.* RHYNCHÆNUS. *Fabr.*
CURCULIO. *Linn., Geoff., Oliv.*

Body quadrate-ovate, thick, a little longer than broad: *abdomen* large, subquadrate, a little narrower and rounded behind: *anus* not naked: *rostrum* applied to the breast: *colcoptra* convex, as broad as long, inflexed behind: *hinder feet* not formed for leaping.

Sp. 1. *Cio. Scrophulariæ.*

Curculio Scrophulariæ. *Linn., Marsh.* *Rhynchænus Scrophulariæ.* *Fabr.*

Cionus Scrophulariæ. *Clairv., Leach.*

Inhabits the water betony.

Genus 213. ORCHESTES. *Oliv., Illig., Leach.* RHYNCHÆNUS.
Clairv., Fabr., Latr. CURCULIO. *Linn., Marsh.*

Body ovate: *abdomen* elongate-quadrate, rounded behind: *clytra* inflexed behind, covering, or at least touching the anus: *hinder feet* formed for leaping.

Sp. 1. *Orc. Alni.*

Curculio Alni. *Linn., Marsh.* *Rhynchænus Alni.* *Fabr.* *Orchestes Alni.* *Leach.*

Inhabits the alder.

b. *Antennæ inserted at the base of the rostrum. Tarsi inflected to the internal side of the tibiæ.*

Genus 214. CALANDRA. *Clairv., Fabr., Leach. CURCULIO. Linn., Geoff., Oliv. RHYNCHOPHORUS. Herbst.*

Body elliptic-oval, flat above: eyes immersed, oblong, encircling the head beneath: rostrum thickened at the insertion of the antennæ: elytra plain, not covering the anus above: anus acutely prominent: feet strong.

Sp. 1. *Cal. granaria.*

Calandra granaria. Fabr., Latr., Leach. Curculio granarius. Marsh. Inhabits

Genus 215. COSSONUS. *Clairv., Fabr., Latr., Leach. CURCULIO. Payk., Herbst.*

Body very much lengthened, sublinear or subcylindric, narrow before: elytra covering the anus above: tibiæ terminated by a hook internally: back flat, depressed.

Sp. 1. *Cos. linearis.*

Cossonus linearis. Clairv., Fabr., Latr., Leach. Curculio linearis. Payk., Marsh. Curculio parallelopedos. Herbst.

Inhabits trunks of trees in Windsor Forest.

Obs.—In addition to the above in *Germer's and Zincker Sommer's Magazin der Entomologie*, vol. iii. for 1817, notice is given of the following genera as lately established, (the species mentioned may be considered the types).

Genus MAGDALIS. *Germer.*

Sp. 1. *Cur. aterrimus.*

Genus BAGOUS. *Germer.*

Sp. 1. *Cur. binodulus. Herbst. 2. Cur. Alismatis. Gyll.*

Genus SITONA. *Germer.*

Sp. 1. *Cur. hispidulus. 2. Cur. lineatus.*

Genus CURCULIO.

Sp. 1. *Cur. sulcirostris.*

Genus GRYPHUS. *Germer.*

Sp. 1. *Cur. Equiseti.*

Genus LEPYRUS. *Germer.*

Sp. 1. *Cur. triguttatus.*

Genus PACHYGASTER. *Germer.*

Sp. 1. *Cur. niger.*

Genus HYPERA. *Germar.*

Sp. 1. *Cur. nigrorostris.*

Genus THYLACITES. *Germar.*

Sp. 1. *Cur. incauus.*

Division II.—*Head not gradually prolonged into a rostrum. Tarsi not spongy beneath. Antennæ forming a solid mass, shorter or not much longer than the head.*

Fam. XXXVIII. BOSTRICIDÆ. *Leach.*

BOSTRICINI. *Latreille.*

Body cylindrical or globose: head globose: tibiæ compressed, the anterior ones dentated: antennæ eight- or ten-jointed; the first joint elongate, the two or three last joints forming a large mass: palpi very small, generally conic, rarely filiform.

STIRPS 1.—*Club of the antennæ commencing before the ninth joint.*

Genus 216. HYLURGUS. *Latr., Leach.* Ips. *De Geer, Marsh.*
SCOLYTUS. *Oliv.*

Tarsi with the penultimate joint bifid: antennæ with the club commencing at the eighth joint, very little or not at all compressed.

Sp. 1. *Hyl. Piniperda.*

Ips *Piniperda.* *Marsh.* *Hylurgus Piniperda.* *Latr.*

Inhabits this country, perforating the bark of the pine.

Genus 217. TOMICUS. *Latr., Leach.* DERMESTES. *Linnaus.*
Ips. *De Geer.* BOSTRICIUS. *Fabr., Payk.* SCOLYTUS. *Oliv.*

Tarsi with entire short joints: antennæ with the club much compressed, beginning at the seventh joint, distinctly annulated: body not linear.

Sp. 1. *Tom. Typographus.*

Dermestes Typographus. *Linnaus.* Ips *Typographie.* *De Geer.* *Bostri-
chus Typographus.* *Fabr., Payk.* Ips *Typographus.* *Marsh.* *Scolytus Ty-
pographus.* *Oliv.* *Tomicus Typographus.* *Latr., Leach.*

Inhabits Europe, under the bark of trees, which it gnaws into various labyrinth-like passages.

Genus 218. PLATYPUS. *Herbst, Latr., Leach.* BOSTRICIUS. *Hell-
wig, Fabr.* SCOLYTUS. *Panz.*

Tarsi with entire long joints: antennæ with the club much compressed, commencing at the sixth joint: annulations not or but slightly distinct: body linear.

Sp. 1. *Pla. cylindricus?*

Platypus cylindricus. *Herbst, Latr.* *Bostrichus cylindricus*. *Fabr.*
Scolytus cylindricus. *Oliv.*

Discovered to be a native of Britain by Mr. D. Bydder, who took it in the New Forest of Hampshire from beneath the bark of trees.

STIRPS 2.—*Antennæ* with the club beginning at the ninth joint.

Genus 219. SCOLYTUS. *Geoff., Schæffer, Latr., Oliv., Leach.*

Tarsi with the last joint but one bifid: *antennæ* with the club compressed, obovoid, the apex rounded.

Sp. 1. *Sco. Destructor.*

Scolytus Destructor. *Oliv., Latr.* *Ips Scolytus*. *Marsh.* *Hylesinus Scolytus*. *Fabr.*

Inhabits beneath the bark of the elm.

Genus 220. HYLESINUS. *Fabr., Latr., Leach.*

Tarsi with their penultimate joint bifid: *antennæ* with the club little or not compressed, ovoid, the extremity pointed.

Sp. 1. *Hyl. crenatus.*

Hylesinus crenatus. *Fabr., Latr.* *Scolytus crenatus*. *Oliv.*

Inhabits Europe, under the bark of trees.

Fam. XXXIX. CISIDÆ. *Leach.*

Body ovoid or oblong; in some depressed, in others linear: *palpi* filiform or bent at their extremities: *antennæ* ten-jointed, increasing towards their extremities or terminated by a perfoliated mass.

STIRPS 1.—*Antennæ* with the club three-jointed, perfoliated.

Genus 221. CIS. *Latr., Leach.*

Antennæ twice as long as the head: *body* oval, depressed.

Sp. 1. *Cis Boleti.*

Dermestes Boleti. *Scopoli.* *Anobium Boleti*. *Fabr., Illig., Payk.* *Anobium bidentatum*. *Oliv.* *Ptinus Boleti*. *Marsh.*

Inhabits the *Bolctus versicolor*.

STIRPS 2.—*Antennæ* with a nearly globose two-jointed club.

Genus 222. CERYLON. *Latr., Leach.*

Body elongate: *thorax* quadrate, with the hinder margin straight, contiguous with the elytra: *abdomen* not pedunculated.

Sp. 1. *Cer. histeroïdes.*

Lycetus histeroïdes. *Fabr., Payk., Panz.* *Rhyzophagus histeroïdes*. *Herbst.* *Cerylon histeroïdes*. *Latr.*

Inhabits Europe, beneath the bark of trees.

Genus 223. MONOTOMA. *Herbst, Leach.* CERYTON. *Latr.*

Body elongate, linear: *thorax* quadrate, with the hinder margin distant from the base of the elytra: *abdomen* somewhat pedunculated.

Sp. 1. *Mon. Juglandis.*

Lycetus Juglandis. *Fabr., Payk., Panz.* *Corticaria taxicornis.* *Marsh.*
Inhabits Europe, under the bark of the stumps of trees, particularly those in damp situations.

Fam. XL. MYCETOPHAGIDÆ. *Leach.*

Body ovoid or oblong; in some depressed, in others linear: *palpi* filiform or bent at their extremities: *antennæ* eleven-jointed: *mandibles* little or not at all prominent.

STIRPS 1.—*Antennæ* gradually thickening towards their extremities. *Tarsi* with the first joint longer than the following one.

Genus 224. MYCETOPHAGUS. *Fabr., Payk., Oliv., Panz., Latr., Leach.* TRITOMA. *Gcoff.* DERMESTES. *Thumb.* SILPHOIDES. *Herbst.* BOLETARIA. *Marsh.*

Body oval: *antennæ* with the last joint elongate, ovate: *maxillary palpi* prominent.

Sp. 1. *Myc. quadripustulatus.*

Mycetophagus quadripustulatus. *Fabr., Latr., Panz., Payk.* *Boletaria quadripustulata.* *Marsh.*

Inhabits *fungi*.

STIRPS 2.—*Antennæ* gradually thickening towards their extremities, or with a three-jointed club.

a. *Tarsi* with the first joint longer than the second. *Palpi* very short, the *maxillary* ones but little or not at all prominent. *Antennæ* as long as the *thorax* or less.

Genus 225. LATRIDIDIUS. *Herbst, Leach.* IPS. *Oliv.* CORTICARIA. *Marsham.* DERMESTES. *Fabr., Paykull.*

Antennæ with the second joint larger than the third.

Sp. 1. *Lat. porceatus.*

Latridius porceatus. *Herbst, Leach.* *Latridius minutus.* *Latr.* *Dermestes marginatus.* *Paykull.*

Inhabits damp paper and old wood in houses.

Genus 226. SILVANUS. *Latr., Leach.* TENEBRIO. *De Geer.*
DERMESTES. *Fabr., Panz.* IPS. *Olivier.* COLYDIUM. *Payk.,*
Herbst. CORTICARIA. *Marsham.*

Antennæ with the second and following joints to the eighth joint nearly equal.

Sp. 1. *Sil. frumentarius.*

Colydium frumentarium. *Panzer.* *Corticaria frumentaria.* *Marsh.*

Silvanus frumentarius. *Latr., Leach.*

Inhabits damp cellars in old wood and paper.

STIRPS 3.—*Antennæ* eleven-jointed. *Mandibles* prominent or exerted.

* *Mandibles* small. *Body* long and linear.

Genus 227. LYCTUS. *Fabr., Payk., Leach.*

Antennæ with a two-jointed club: *thorax* long and linear.

Sp. 1. *Lyc. oblongus.*

Lyctus oblongus. *Latr., Leach.* *Lyctus canaliculatus.* *Fabr.* *Ips ob-*
longus. *Oliv.* *Bitoma unipunctata.* *Herbst.* *Corticaria oblonga.*
Marsh.

Inhabits old wood.

** *Mandibles* large. *Body* elongate, much depressed, nearly equally broad.

Genus 228. TROGOSITA. *Fabr., Oliv., Illig., Latr., Lam., Leach.*

Thorax almost quadrate, separated from the abdomen by a remarkable interval: *antennæ* moniliform, shorter than the *thorax*, compressed towards the apex: *labrum* exerted, coriaceous, small, hairy in front.

Sp. 1. *Tro. mauritanica.*

Tenebrio mauritanicus. *Rossi, Marsh.* *Trogosita caraboides.* *Fabr.,*
Illig., Payk., Herbst, Latr. *Trogosita mauritanica.* *Oliv., Leach.*

Inhabits Europe, under stones on the banks of rivers.

Fam. XLI. PRYONIDÆ. *Leach.*

Lip much widened at its extremity, cordiform: *body* elongate: *antennæ* long, generally inserted in a notch in the eyes: *labrum* very small or almost none.

Genus 229. PRIONUS. *Geoff., Fabr., Oliv., Latr., Leach.*

Thorax with the sides gently sloping, dentated: *antennæ* serrated, a little shorter than the body; of the male twelve, of the female eleven-jointed.

Sp. 1. *Pri. coriarius.*

Cerambyx coriarius. *Linn., Marsh.* *Prionus coriarius.* *Latr., Fabr.,*
Oliv., Leach.

Inhabits old trees; flies in the evening.

Fam. XLII. CERAMBYCIDÆ. *Leach.*CERAMBYCINI II. *Latr.*

Lip much widened at its extremity, cordiform: *body* elongate: *labrum* very apparent: *antennæ* inserted in a notch in the eyes.

Subdivision 1.—*Head vertical. Palpi almost filiform.*

Genus 230. LAMIA. *Latr., Fabr., Leach.*

Antennæ ten-jointed, longer than the body.

This genus is divided into sections.

A. *Body depressed.*

Sp. 1. *Lam. ædilis.*

Lamia ædilis. Fabr., Latr., Leach. Cerambyx ædilis. Linn., Marsh.

Inhabits the trunks of trees, but is very rare in Britain.

B. *Body not depressed.*

Sp. 2. *Lam. nebulosa.*

Cerambyx nebulosus. Fabr., Marsh. Lamia nebulosa. Latr., Leach.

Inhabits dried faggots in woods, hurdles, &c.

Sp. 3. *Lam. Textor. (Pl. 2. fig. 24.)*

Lamia Textor. Fabr., Latr. Cerambyx Textor. Marsh.

Inhabits the wood of willow-trees in Hampshire and near Bristol.

C. *Body linear. Thorax not spined at the sides.*

Sp. 4. *Lam. oculata.*

Cerambyx oculatus. Marsh. Saperda oculata. Fabr. Lamia oculata.

Latr.

Inhabits the trunks of trees, but is very rare in England.

Genus 231. SAPERDA. *Leach.*

Antennæ eleven-jointed, longer than the body: *body* linear: *thorax* without spines.

Sp. 1. *Sap. lineato-collis.*

Cerambyx lineato-collis. Marsh. Saperda lineato-collis. Leach's Zool.

Misc. vol. i.

Inhabits the trunks of trees, but is very rare. Dr. Leach suspects this species to be *Saperda Cardui Fabr.*

Subdivision 2.—*Head nutant. Palpi with the last joint thicker than the others.*

Genus 232. CERAMBYX. *Linn., Fabr., &c.*

Antennæ longer than the body: *palpi* with the last joint obconic, compressed: *thorax* with a spine on each side.

Sp. 1. *Cer. moschutus.*

Inhabits willows in Europe, emitting, whilst alive, a fine smell of musk.

Genus 233. CLYTUS. *Fabr., Leach. CERAMBYX. Linn., Marsh.*

Labial palpi with the last joint obtrigonal: *thorax* without spines, globose: *antennæ* shorter than the body: *hinder thighs* clavate.

Sp. 1. *Cly. Arietis*. (Pl. 2. fig. 25.)

Cerambyx Arietis. Linn., Marsh. *Clytus Arietis*. Fabr., Leach. *Callidium Arietis*. Latr.

Inhabits trunks of trees in sunny weather.

Genus 234. CALLIDIUM. Fabr., Latr., Leach. CERAMBYX.
Linn., Marsh.

Labial palpi with the last joint obtrigonal: *thorax* orbicular, depressed or but little convex: *antennæ* setaceous, as long as the body: *hinder thighs* abruptly clavate.

Sp. 1. *Cal. violaceum*.

Cerambyx violaceus. Linn., Marsh. *Callidium violaceum*. Fabr., Latr., Leach.

Inhabits Europe. In Britain it is generally found on palings. I lately bred a specimen from a larva found in a Norway deal, and I am informed by an intelligent carpenter from whom I received the larva, that he has frequently met with them in new wood. Mr. Kirby has given an interesting history of this species in the *Transactions of the Linnean Society*, vol. v.

Genus 235. MOLORCHUS. Fabr.

Elytra abbreviated.

Sp. 1. *Mol. major*.

Necydalis major. Linn. *Molorchus Umbellatarum*. Fabr.

Inhabits flowers and hedges.

Fam. XLIII. LEPTURADÆ. Leach.

Lip much widened at its extremity, cordiform: *body* elongate: *labrum* very apparent: *antennæ* inserted between the eyes.

Genus 236. LEPTURA of authors.

Thorax not spined on each side.

Sp. 1. *Lep. elongata*.

Leptura elongata. Fabr., Latr., Marsh., Leach.

Inhabits various flowers in hedges, and is pretty common.

Sp. 2. *Lep. quadrifasciata*. (Pl. 2. fig. 26.)

Inhabits umbelliferous plants; is rather scarce.

Genus 237. RHAGIUM. Fabr., Leach. LEPTURA. Linn., Latr., Marsh.

Thorax with a spine on each side: *antennæ* setaceous.

Sp. 1. *Rha. vulgare*. Leach.

Leptura Inquisitor. Latr., Marsh. *Rhagium Inquisitor*. Fabr.

Inhabits umbelliferous plants in woods, and may be found in decayed stumps of trees in the winter months.

Genus 238. HARGIUM. Leach's MSS.

Thorax with a spine on each side: *antennæ* thickest in their middle

Sp. 1. *Rha. Inquisitor*.

Leptura Inquisitor. Linné. *Rhagium Indagator*. Fabr.
Inhabits England, but is very rare.

Fam. XLIV. CRIOCERIDÆ. Leach.

Lip not cordiform: *maxillæ* with their external division not resembling a two-jointed palpus: *body* elongate: *thorax* cylindrical or quadrate: *mandibles* bitid or notched at their extremities.

Genus 239. DONACIA. Fabr., Payk., Hoppe, Oliv., Latr., Leach.

LEPTURA. Linn., Marsh.

Antennæ with elongate-cylindric joints, those of the base obconic: *eyes* not notched: *abdomen* elongate, triangular: *hinder thighs* thick.

* *Hinder thighs* dentated.

Sp. 1. *Don. micans*.

Donacia micans. Hoppe, Leach. *Leptura micans*. Marsh.

Inhabits aquatic plants.

** *Hinder thighs* simple.

Sp. 2. *Don. simplex*.

Leptura simplex. Marsh.

Inhabits aquatic plants.

Obs.—*Donacia Zosteri* Fabr., and *Equiseti*, both of which have lately been taken in Britain, constitute the genus *MACROPLEA* of Hoffmannsegg.

Genus 240. CRIOCERIS. Geoff., Oliv., Lam., Leach.

Antennæ moniliform, with the exception of the basal joints which are globose: *eyes* notched: *neck* distinct: *abdomen* quadrate.

Sp. 1. *Cri. merdigera*. (Pl. 2. fig. 14.)

Crioceris merdigera. Latr., Leach. *Lema merdigera*. Fabr. *Auchenia merdigera*. Marsh. *Chrysomela merdigera*. Linn.

Inhabits the white lily.

Fam. XLV. CHRYSOMELIDÆ. Leach.

CHRYSOMELINÆ. Latreille.

Lip not cordiform: *maxillæ* with their external division resembling a biarticulate palpus: *body* more or less ovoid or oval: *thorax* transverse, or not longer than broad.

STIRPS 1.—*Palpi* very small: *antennæ* inserted near each other between the eyes, at a distance from the mouth: *body* shield-shaped: *thorax* semicircular.

Genus 241. CASSIDA of authors.

Antennæ thicker towards their extremities, their base concealed by the thorax: *body* nearly orbiculate.

Sp. 1. *Cs. equestris*.

Cassida equestris. Fabr., Payk., Panz., Latr., Leach. *Cassida viridis*. Marsh., Illig.

Inhabits the *Mentha sylvestris*.

STIRPS 2.—*Maxillary palpi* very apparent: *antennæ* inserted very near to each other, between the eyes, towards the middle of the face.

Division I.—*Feet not formed for leaping.*

Genus 242. GALERUCA. *Geoff., Latr., Fabr., Oliv., Leach.*

Palpi with the two last joints very slightly different in size, the last conic: *antennæ* shorter than the body, the joints obconic; the second joint half the length of the third.

Sp. 1. *Gal. Tanacetii.* (*Pl. 2. fig. 13.*)

Chrysomela Tanacetii. *Marsh.* *Galeruca Tanacetii.* *Latr., Fabr.*

Inhabits chalk-pits.

Genus 243. ADIMONIA. *Schrank, Leach.*

Palpi with the two last joints not very different in size, the last joint conic: *antennæ* shorter than the body, the joint obconic, with the second and third joints shorter than the fourth joint.

Sp. 1. *Ad. nigricornis.*

Crioceris nigricornis. *Fabr.* *Galeruca nigricornis.* *Latr.* *Chrysomela halensis.* *Marsh.* *Adimonia nigricornis.* *Leach.*

Inhabits hedges.

Genus 244. LUPERUS. *Geoff., Oliv., Latr., Leach.*

Palpi with the two last joints nearly equal in size, the last conic: *antennæ* as long as the body, the joints cylindric, elongate.

Sp. 1. *Lup. flavipes.*

Luperus flavipes. *Latr., Leach.* *Crioceris flavipes.* *Fabr.*

Inhabits bushes in damp woods.

Division II.—*Hinder feet formed for leaping, the thighs being incassated.*

Genus 245. HALTICA. *Leach.* ALTICA. *Geoff., Oliv., Panz., Latr.* CHRYSOMELA. *Linn., De Geer, Marsh.* CRIOCERIS. *Fabr.* LEMA. *Fabr.* GALERUCA. *Fabr.*

Antennæ with the second joint generally a little shorter than the first.

* *Body ovate.*

Sp. 1. *Hal. oleracea.*

Altica oleracea. *Latr., Panz.* *Chrysomela oleracea.* *Marsh.* *Haltica oleracea.* *Leach.*

Inhabits sand-pits, and nettles in hedges.

** *Body nearly orbiculate.*

Sp. 2. *Hal. testacea.*

Galeruca testacea. *Fabr.* *Altica testacea.* *Latr.* *Chrysomela testacea.* *Marsh.* *Haltica testacea.* *Leach.*

Inhabits sand-pits, and nettles in hedges.

STIRPS 3.—*Maxillary palpi* very apparent: *antennæ* inserted before the eyes, gradually thickening towards their points: *head* mutant, forming an obtuse angle with the thorax.

Division I.—*Mandibles short, obtuse, truncated or terminated by a very short point: antennæ with the four last joints globose or turbinated.*

Subdivision 1.—*Antennæ with the last four joints turbinated. Body hemispheric or oval. Thorax transverse.*

Genus 246. CHRYSOMELA. *Latr., Fabr., &c.*

Palpi terminated by two joints of nearly an equal length, the last almost ovoid truncate or nearly cylindric: sternum not produced.

* *Thorax with the sides incrassated, as if margined: body ovate quadrate.*

Sp. 1. *Chry. Banksii,*

Chrysomela Banksii. Fabr., Latr., Marsh., Leach.

Inhabits nettles in lanes.

** *Thorax with the sides not incrassated. Body ovate quadrate.*

Sp. 2. *Chry. Litura.*

Chrysomela Litura. Fabr., Latr., Marsh., Leach.

Inhabits the broom.

*** *Body elongate-ovate quadrate.*

Sp. 3. *Chry. marginella.*

Chrysomela marginella. Fabr., Latr., Marsh., Leach.

Inhabits plants growing by the side of ditches.

Obs.—*Chrysomela tenebricosa Linn.* forms the Genus TIMARCHA (of Hoppe)?

Subdivision 2.—*Antennæ with the four last joints semi-globose, almost forming a club. Body elongate-quadrate. Thorax as long as broad.*

Genus 247. HELODES. *Payk., Fabr., Oliv., Leach.*

Palpi short, thicker at their middle, the last joint short-obconic.

Sp. 1. *Hel. Phellandrii.*

Helodes Phellandrii. Payk., Fabr. Proscuris Phellandrii. Latr.

Inhabits flowers in meadows.

STIRPS 4.—*Maxillary palpi very apparent: antennæ inserted before the eyes: head vertical: palpi with the last joint conic-cylindric: body short-cylindric.*

Genus 248. CRYPTOCEPHALUS. *Geoff., Fabr., Oliv., Latr., Lam., Marsh., Leach.*

Antennæ simple, filiform, about the length of the body.

Sp. 1. *Crypt. sericeus.*

Chrysomela sericea. Linn. Cryptocephalus sericeus. Fabr., Oliv., Marsh., Leach.

Inhabits the flowers of the dandelion.

Genus 249. CLYTHRA. *Laicharting, Fabr., Oliv., Latr., Leach.*
Antennæ short, serrated, exserted: *palpi* alike.

Sp. 1. *Cly. quadripunctata.*

Clythra quadripunctata. Fabr., Latr., Leach. Cryptocephalus quadripunctatus. Marsh. Chrysomela quadripunctata. Linn.

Inhabits the oak, but is very local.

Fam. XLVI. EROTYLIDÆ.

Antennæ moniliform below, terminated by an ovoid club: *thorax* elevated at the middle: *tibiæ* elongate-triangular.

STIRPS 1.—*Palpi* all terminated by large semilunar or securiform joints.

Genus 250. TRITOMA. *Fabr., Oliv., Latr., Leach.*

Body short-ovate, the back elevated in the middle: *thorax* with the middle of the hinder margin dilated into an angle.

Sp. 1. *Trit. bipustulatum. (Pl. 2. fig. 9.)*

Tritoma bipustulatum. Fabr., Payk., Latr., Leach.

Inhabits *boleti*.

Genus 251. TRIPLAX. *Payk., Fabr., Oliv., Leach. SILPHA. Linn., Marsh.*

Body oval.

Sp. 1. *Tri. russica.*

Silpha russica. Linn., Marsh. Triplax russica. Payk., Fabr. Tritoma russica. Latr., Leach.

Inhabits dead trees and *fungi*.

STIRPS 2.—*Maxillary palpi* filiform, or thicker towards their extremities.

* *Tarsi* with the penultimate joint bilobate. *Body* hemispheric, but not contractile into a ball.

Genus 252. PHALACRUS. *Latr., Payk., Leach.*

Antennæ with a three-jointed club.

Sp. 1. *Pha. bicolor.*

Phalacrus bicolor. Payk., Latr., Leach. Dermestes Calthæ. Scopoli. Ani-otoma bicolor. Illig., Fabr.

Inhabits various flowers.

** *Tarsi* with the joints entire. *Body* nearly globose, contractile into a ball.

Genus 253. AGATHIDIUM. *Illig., Latr., Leach.*

Antennæ with a three-jointed club.

Sp. 1. *Agath. nigripenne.*

Agathidium nigripenne. Illig., Latr., Leach. *Sphæridium ruficolle*.
Oliv. *Anisotoma nigripennis*. Fabr.

Inhabits sand-pits.

Section IV. TRIMERA.

Tarsi all three-jointed.

Fam. XLVII. COCCINELLIDÆ. Leach.

Antennæ shorter than the thorax: *maxillary palpi* terminated by a large securiform joint: *body* hemispheric: *thorax* transverse, the hinder margin arcuated.

Genus 254. COCCINELLA of authors.

Thorax (even behind) narrower than the clytra: *body* hemispheric, approaching to ovate.

Sp. 1. *Coc. septempunctata* (Common Lady-cow or Lady-bird).

Coccinella septempunctata of authors.

Inhabits Europe.

Genus 255. CHILOCORUS. Leach.

Thorax lunate, without hinder angles: *body* entirely marginated.

Sp. 1. *Chi. Cacti*.

Coccinella Cacti. Latr., Fabr. *Chilocorus Cacti*. Leach.

Inhabits white-thorn hedges.

Fam. XLVIII. ENDOMYCHIDÆ. Leach.

Antennæ longer than the thorax: *maxillary palpi* not terminated by a large joint: *body* more or less ovoid: *thorax* almost quadrate.

Genus 256. ENDOMYCHUS. Payk., Fabr., Leach.

Antennæ with the greater portion of their joints very short, nearly cylindrical; the ninth joint longer than the one before it, the last with the apex truncate or obtuse: *palpi* with their extremities thicker: *thighs* not abruptly clavate: *body* ovate: *thorax* short, with the base gradually enlarging from the apex, not narrowed behind: *mandibles* with their points distinctly bifid or bidentate.

Sp. 1. *End. coccineus*.

Chrysomela coccinea. Linn. *Endomychus coccineus*. Payk., Latr., Fabr., Leach. *Tenebrio coccineus*. Marsh.

Inhabits beneath the bark of the stumps of trees: this is a very local insect. In Coombe Wood, Surrey, they occurred for a year or two in profusion in the months of May and June. The larvæ resemble the female glow-worm, but are not more than a quarter of an inch in length, and are found beneath the bark of trees, particularly those in moist places.

Genus 257. LYCOPERDINA. *Latr., Leach.*

Antennæ moniliform, gradually thickening towards their extremities, the ninth joint scarcely longer than the one before it: *maxillary palpi* filiform: *labia palpi* with the last joint large, almost ovoid: *thighs* abruptly clavate: *body* elongate-ovate: *thorax* with the anterior angles a little dilated, narrowed behind: *mandibles* with their points very acute, undivided.

Sp. 1. *Lyc. Bovistæ.*

Endomychus Bovistæ. *Payk., Fabr.* Tenebrio Bovistæ. *Marsh.* Lycoperdina immaculata. *Latr.* Lycoperdina Bovistæ. *Leach.*

Inhabits the *Lycoperdium* or puff-ball.

Order IV. DERMAPTERA. *De Geer, Leach, Kirby.*

Order COLEOPTERA. *Linné, Marsham.*

Order ORTHOPTERA. *Latreille, Lamarck.*

Characters of the Order.

Elytra somewhat crustaceous and abbreviated, of a square form; the suture straight: *wings* membranaceous, externally coriaceous, large, folded transversely and longitudinally: *anus* armed with forceps, which is horny and moveable: *body* linear depressed: *antennæ* inserted before the eyes, composed of from twelve to thirty joints; the first articulation largest, the second very small, the others short, obconic or nearly globose: *mandibles* with their points bidentate: *palpi* filiform, terminated with a very obscure tuberculiform little body or spine: *tarsi* three-jointed, villose beneath: *eyes* triangular-orbicular, and but little prominent.

Obs.—The genera are founded on the number of joints in the antennæ.

Genus 258. FORFICULA *of authors.*

Antennæ composed of fourteen joints.

Sp. 1. *For. auricularia.* Forceps at the base internally denticulated, and a little beneath with a tooth on each side: *elytra* yellowish-brown, with the disk darker.

Forficula auricularia of authors.

Inhabits Europe. Mr. Marsham has considered the sexes of this insect as two species, under the names *auricularia* and *neglecta*.

Genus 259. LABIA. *Leach,*

Antennæ twelve-jointed.

Sp. 1. *Lab. minor.* Forceps denticulated within. (*Pl. 4. fig. 16.*)

Forficula minor. Fabr., Panzer, Leach.

Inhabits dung-hills, under clods of earth, stones, &c. The forceps of

the male are somewhat larger than that of the female, which character Mr. Marsham has considered as specific.

Genus 260. LABIDURA. *Leach*.

Antennæ with about thirty joints.

Sp. 1. *Labid. gigantea*. Entirely testaceous yellow.

Forficula gigantea. *Fabr.*

Inhabits Europe. It was discovered to inhabit Britain by the Rev. William Bingley, who observed them on the sea-coast under stones near Christchurch, Hampshire, where they occurred in great abundance.

Order V. ORTHOPTERA. *Leach*.

Order ORTHOPTERA. *Oliv., Lam., Latr.*

Class ULONATA. *Fabr.*

Order HEMIPTERA. *Linne.*

Characters of the Order.

Elytra coriaceous, the internal margin of one overlapping the same margin of the other: *wings* membranaceous, the anterior margin coriaceous, longitudinally folded: *palpi* short: *body* elongate, narrow: *tarsi* with three or four very rarely with five joints.

Fam. I. ACHETIDÆ. *Leach*.

GRYLLIDES. *Latreille*.

Elytra horizontal: *wings* longitudinally folded, often produced beyond the *elytra*: *tarsi* three-jointed: *hinder feet* formed for jumping.

STIRPS 1.—*Antennæ* not longer than the thorax: *anterior feet* compressed, formed for digging: *oviduct* not exerted.

Genus 261. GRYLLOTALPA. *Ray, Latr., Leach*.

Antennæ setaceous, composed of a vast number of joints (beyond sixty): *anterior tibiæ* and *tarsi* formed for digging; two first joints of the *tarsi* very large, dentiform: *hinder feet* little formed for jumping.

Sp. 1. *Gryl. vulgaris*. Above fuscous, ferruginous yellowish beneath: *anterior tibiæ* quadridentate: *wings* twice the length of the *elytra*.

Gryllus Gryllotalpa. *Lin.* *Acheta Gryllotalpa*. *Fabr.* *Gryllotalpa vulgaris*. *Latr., Leach*.

Inhabits Europe in gardens and cultivated places, especially the sides of ponds and banks of streams: they burrow and work underground like the mole, raising a ridge as they proceed, but seldom throw up hillocks. They sometimes destroy whole beds of cabbages, young legumes and flowers. At night they come abroad and make long excursions. In fine weather, about the middle of April, and at the close of day, they begin to utter a low, dull, jarring note, continued for a long time without interruption. About the beginning of May

they lay their eggs, two hundred or more, below ground, the female being excessively solicitous to preserve them from cold and accidents. They are said to be attracted to gardens by horse-dung, and to be expelled by the dung of hogs. They are common in some parts of Hampshire and Wiltshire.

STIRPS 2.—*Feet* not formed for digging: *oviduct* exerted: *antennæ* longer than the thorax.

Genus 262. ACHETA. *Fabr., Leach.* GRYLLUS. *Linn., Geoff., Latr., Oliv., Lam.*

Sp. 1. *Ach. campestris*. Body three times longer than broad, black, shining.

Gryllus campestris. *Linn., Latr.* *Acheta campestris*. *Fabr., Leach.*

Inhabits the temperate parts of Europe; is not very common in Britain.

The house cricket belongs to this genus.

Fam. II. GRYLLIDÆ. *Leach.*

LOCUSTARIÆ. *Latreille.*

Elytra and *wings* oblique: *hinder feet* formed for jumping: *tarsi* four-jointed: *antennæ* setaceous: *oviduct* exerted.

Genus 263. CONOCEPHALUS. *Thunb., Leach.* LOCUSTA. *Geoff., De Geer, Fabr., Oliv., Lam., Latr.*

Thorax deflexed, convex, truncated: *head* acuminate: *hinder feet* twice the length of the body: *antennæ* as long as the body.

Sp. 1. *Con. viridissimus*. Green: *antennæ*, vertex, dorsum of the thorax, and suture of the *elytra* fuscous ferrugineous.

Locusta viridissima. *Fabr., Latr.* *Gryllus viridissimus*. *Linné.*

Inhabits Europe. In the autumn the perfect insect may be found in great plenty in the marshes near London.

Fam. III. LOCUSTIDÆ. *Leach.*

ACRYDII. *Latreille.*

Elytra and *wings* oblique: *hinder feet* formed for jumping: *tarsi* with three joints: *antennæ* filiform or ensiform: *oviduct* not exerted.

STIRPS 1.—*Hinder legs* as long as the body: *antennæ* filiform: *scutellum* short.

Genus 264. LOCUSTA. *Leach.* GRYLLUS. *Fabr., Panz., Linn.* *Antennæ* filiform, or terminated in a club: *hinder legs* not, or scarcely, longer than the body.

Obs.—We have many indigenous species of this genus.

Sp. 1. *Loc. migratoria*. Thorax somewhat carinated: mandibles blue. This species, though not a native of this country, has been occasionally taken in Britain; in the year 1748 it appeared in several

irregular flights in many parts of Europe, and visited England: but they perished in a very short time, before they did much harm.

“Of all the insects which are capable of adding to the calamities of the human race, locusts seem to possess the most formidable powers of destruction. Legions of these voracious animals of various species are produced in Africa, where the devastation they commit is almost incredible. The air is darkened by their numbers; they carry desolation with them wherever they pass, and in the short space of a few hours are said to change the most fertile provinces into a barren desert.

“Some of the species serve as food, and are eaten fresh as well as salted. In the latter state they are constantly exposed to sale in the Levant, but the quantity of nutritious matter is said to be very small.”

STIRPS 2.—*Hinder legs* longer than the body: *antennæ* capitate: *scutellum* short.

Genus 265. GOMPHOCERUS. *Leach's MSS.* GOMPHOCEROS.
Thunb.

Hinder legs longer than the body: *antennæ* capitate; club of the *antennæ* spoon-shaped in both sexes: *anterior tibia* simple.

Sp. 1. *Gomph. rufus*.

Gryllus rufus. *Linné*.

Inhabits England.

STIRPS 3.—*Wings* covered by the *scutellum*.

Genus 266. ACRYDIUM. *Fabr., Geoff., De Geer, Oliv., Leach.*

Sp. 1. *Acr. subulatum*. Obscure, testaceous brown, granulose: *thorax* carinated, margined.

Gryllus subulatus. *Linn.* *Acrydium subulatum*. *Fabr., Oliv., Leach.*

Tetrix subulata. *Latr.*

Inhabits Europe. It is found on hot and sandy banks, and is subject to some variation in colour.

The species of *Acrydium* are but little understood. We seem to possess three very distinct indigenous species, all varying in size, sculpture, and colour.

Order VI. DICTYOPTERA. *Leach.*

Order HEMIPTERA. *Linné*.

Class ULONATA. *Fabr.*

Order ORTHOPTERA. *Latr.*

Characters of the Order.

Elytra coriaceous, nervose, decussating each other: *wings* membranaceous, with a few longitudinal folds: *maxillary palpi* elongate: *body* depressed, oval, or somewhat orbicular: *tarsi* with five joints.

Genus 267. *BLATTA*. Linn., Fabr., &c.

Sp. 1.

“The genus *Blatta* may be defined (as it now stands), to be a general reservoir for all insects agreeing with the character of the Order. The foreign species are numerous, and but little known: much might be done towards elucidating this hitherto neglected part of entomology, and it is hoped some entomographer who has time will devote some share of his attention to the examination of the genera and species.”

Order VII. HEMIPTERA.

Order HEMIPTERA. Linn., Lam., Cuv., Leach.

Class RHYNGOTA. Fabr.

Order HEMIPTERA. Section I. *Heteroptera*. Latr.

Characters of the Order.

Rostrum attached to the anterior extremity of the head: *elytra* somewhat crustaceous or coriaceous, with the apex membranaceous, placed in an horizontal direction, one decussating the other: *thorax* with the first segment (which bears the feet) larger than the following one: *haustellum* with three setæ: *ocelli* or little eyes two, one obsolete. (*Metamorphosis* semicomplete.)

Section I. *TERRESTRIA*. Latr., Leach.

The insects which compose this section are not only distinguished from the second section by their economy, but likewise by the structure of some essential organs: the *antennæ* of this division are exerted, and are very distinct.

Fam. I. *PENTATOMIDÆ*. Leach.

CORISIÆ I. Latreille.

Antennæ composed of five joints: *rostrum* with four distinct joints, the three first of nearly an equal length: *labrum* very long, striated: *tarsi* with three distinct joints, the first elongate: *head* trigonate, immersed even to the eyes in the thorax.

STIRPS 1.—*Scutellum* elongate, covering the *elytra* and the wings.

Genus 268. *TETYRA*. Fabr., Leach. *SCUTELLERA*. Latr. *CIMEX*. Linn.

Scutellum longer than broad, not covering the sides of the abdomen: *thorax* very narrow in front: *antennæ* with the second joint longer than the third.

Sp. 1. *Tet. Maura*. Fabr.

Inhabits

STIRPS 2.—*Scutellum* not covering the wings or elytra.

Genus 269. *ÆLIA*. *Fabr.*, *Leach.*

Body ovate: *thorax* with the anterior margin much narrower than the hinder: *head* longer than broad: *antennæ* with the second joint not longer than the third, their base covered by the lateral margins of the head.

Sp. 1. *Æl. acuminata*. Pale-yellowish, longitudinally lineated with fuscous, impressed-punctate; a fuscous band running down the middle of the back divided by a whitish line; last joint of the antennæ red.

Cimex acuminatus. *Linn.* *Ælia acuminata* *Fabr.*, *Leach.* *Pentatoma acuminatum*. *Latr.*

Inhabits grassy places: is rare in Britain.

Genus 270. *PENTATOMA*. *Oliv.*, *Latr.*, *Leach.* *CIMEX*. *Fabr.*, *Wolff.*

Body ovate: *thorax* with the anterior margin much narrower than the hinder: *head* with nearly equal diameters.

Sp. 1. *Pent. bidens*. Body griseous above; *thorax* with a lengthened spine on each side behind.

Cimex bidens. *Fabr.* *Pentatoma bidens*. *Latr.*, *Leach.*

Inhabits Europe.

Sp. 2. *Pent. prasinus*. Green above; hinder angles of the *thorax* without spines.

Cimex prasinus. *Fabr.* *Pentatoma prasinus*. *Leach.*

Inhabits woods and ferns on heaths.

Genus 271. *CYDNUM*. *Fabr.*, *Leach.* *PENTATOMA*. *Latr.*

Body ovate, somewhat orbicular; anterior margin of the *thorax* narrower than the hinder: *head* nearly semicircular: *antennæ* with the second joint longer than the third: *tibiæ* spinulose.

Sp. 1. *Cyl. olivaceus*. Brassy dark green; sides of the *head* and *thorax* with a longitudinal line, on the latter red; outer margin of the *elytra* a spot on each, and the apex of the *elytra* red; *thighs* (apex excepted) and the middle *tibiæ* yellowish.

Inhabits woods and sandy situations.

Fam. II. *COREIDÆ*. *Leach.*

CORISIE II. *Latrecille.*

Antennæ composed of four joints: *rostrum* with four distinct joints, the first three of nearly an equal length: *labrum* very long, striated: *tarsi* with three distinct joints, the first elongate: *head* trigonate, immersed even to the eyes within the *thorax*.

Genus 272. COREUS. *Fabr., Lam., Wolff, Latr., Leach.* CIMEX.
Linn., Geoff.

Antennæ inserted above a line drawn from the eyes to the base of the labrum; the last joint thick: *thorax* with the anterior narrower than the posterior margin: *body* ovate, the sides of the abdomen dilated: *head* trigonate; neck not apparent.

Sp. 1. *Cor. marginatus*. Red-fuscous, obscure; sides of the abdomen elevated, acute; antennæ with their internal base unidentate, the first and last joints blackish, the middle ones red; thighs beneath with a canal, and a few little teeth.

Coreus marginatus. *Fabr., Latr., Leach.* *Cimex marginatus.* *Linné.*
Inhabits Europe, and is common in Britain in hedges and on the dock.

Genus 273. BERYTUS. *Fabr., Leach.* NEIDES. *Latr.*

Antennæ inserted above a line drawn from the eyes to the base of the labrum; geniculated about the middle; the first joint very long, the last thick: *body* filiform: *head* somewhat conic: *neck* not apparent: *scutellum* minute, linear conic: *feet* elongate: *thighs* clavate.

Sp. 1. *Ber. tipularius*. Reddish-gray; antennæ as long as the body, with the last joint fuscous; clypeus acuminate, and produced; thorax with three elevated lines, which are parallel and longitudinal; two of these are marginal, the other dorsal; elytra striate nervous, impressed-punctate, spotted with fuscous.

Cimex tipularius. *Linné.* *Berytus tipularius.* *Fabr., Leach.* *Neides tipularius.* *Latr.*

Inhabits grassy places.

Genus 274. LYGÆUS. *Fabr., Wolff, Latr., Leach.* CIMEX. *Linn., De Geer.*

Antennæ filiform, inserted beneath a line drawn from the eyes to the base of the labrum: *body* elongate ovate: *head* trigonate, neck not apparent.

Sp. 1. *Lyg. apterus*. Red with black spots: elytra abbreviated.

Inhabits woods in the autumn.

Genus 275. CAPSUS. *Fabr., Latr., Leach.* CIMEX. *Linn.*

Head trigonate, neck not apparent: *antennæ* setaceous; the second joint at the apex thick, the two last when combined much shorter than the one before it.

Sp. 1. *Cap. ater*. Body black.

Inhabits grassy places, and is very common.

Genus 276. MIRIS. *Fabr., Latr., Leach.* CIMEX. *Linn., Geoff., &c.* LYGÆUS. *Wolff.*

Antennæ setaceous, the second and following joints alike: *head* trigonate: *neck* not apparent.

Sp. 1. *Mir. vagans.* *Leach.*

Genus 277. MYODOCHA. *Latr., Leach.* CIMEX. *De Geer.*

Head ovoid, with a distinct neck: *antennæ* slightly thicker towards their extremities.

Sp. 1. *Myo. tipuloides.*

Myodocha tipuloides. *Latr., Leach.* Cimex *tipuloides.* *De Geer, Mem. sur les Insectes, v. 354. tab. 35. fig. 18.*

Inhabits

Fam. III. CIMICIDÆ. *Leach.*

CIMICIDES I. 1. *Latreille.*

Rostrum with two or three distinct joints: *labrum* very short, not projecting: *feet* simple: *eyes* not very large: *feet* formed for walking on the earth, with distinct nails.

Genus 278. REDUVIUS. *Fabr., Oliv., Lam., Latr., Leach.* CIMEX. *Linn., Geoff., De Geer.*

Body not linear: *antennæ* inserted above a line drawn from the eyes to the base of the rostrum: rostrum with the middle joint evidently longer than the others: *thorax* bilobate, abruptly elevated behind: *tibiæ* alike, elongate, somewhat cylindrical.

Sp. 1. *Red. personatus.* Black.

Reduvius personatus. *Latr., Fabr., Leach.*

Inhabits Europe: is rare in Britain.

Genus 279. PLOIARIA. *Scopoli, Latr., Leach.* GERRIS. *Fabr.* CIMEX. *Geoff.*

Body filiform: four posterior *feet* very long, filiform: anterior *feet* raptorious, with very long *coxæ*.

Sp. 1. *Plo. vagabunda.*

Gerris vagabundus. *Fabr.* *Ploiaria vagabunda.* *Leach.*

Inhabits

Genus 280. CIMEX. *Linn., Latr., Leach.* ACANTHIA. *Fabr.*

Body depressed: rostrum short, setaceous: wings none.

Sp. 1. *Cim. lectularius.* Reddish brown, with short hair.

Cimex lectularius. *Linn., Latr., Leach.* *Acanthia lectularia.* *Fabr.*

Inhabits Europe in houses, sucking the blood of man. The common bed-bug.

Genus 281. TINGIS. *Fabr., Latr., Leach.* CIMEX. *Linn., Geoff., De Geer.*

Body entirely depressed, reticulated: *feet* all simple: *antennæ* terminated by an oval joint, the third joint very long.

Sp. 1. *Tin. Cardui.* Body grayish.

Tingis Cardui. *Fabr., Panz., Latr.*

Inhabits thistles, and is very abundant.

Fam. IV. HYDROMETIDÆ. *Leach.*CIMICIDÆ I. 2. *Latreille.*

Rostrum with two or three distinct joints: *labrum* very short: *eyes* moderate: *feet* very long, formed for walking on the water, with the nails very minute, inserted laterally into a fissure at the extremity of the last joint of the tarsi.

Genus 232. HYDROMETRA. *Latr., Lam., Fabr., Leach.* CIMEX.
Linn., Geoff. AQUARIUS. *Schellenberg.*

Antennæ setaceous, the third joint longer than the rest: *anterior feet* simple: *head* elongate-cylindric, apex thickened.

Sp. 1. *Hyd. stagnorum.* Black above: feet brown reddish.

Hydrometra stagnorum. *Fabr., Leach.* Cimex stagnorum. *Linn.*
Aquarius paludum. *Schellenberg.*

Inhabits Europe in most places, and walks on the surface of the water.

Genus 233. VELIA. *Latr., Leach.* CIMEX. *Rossi.* HYDROMETRA. *Fabr.*

Antennæ filiform, the first joint longest: *anterior feet* raptorious: *rostrum* two-jointed: *head* somewhat vertical.

Sp. 1. *Vel. rivulorum.* Black; sides of the thorax and margins of the abdomen red: thorax with two anterior punctures; each clytron with three and a spot of white; inferior sides of the abdomen punctured with black.

Hydrometra rivulorum. *Fabr.* *Velia rivulorum.* *Latr., Leach.*

Inhabits running waters and springs.

Genus 234. GERRIS. *Latr., Leach.* CIMEX. *Linn., De Geer,*
Schrank, Geoff.

Antennæ filiform, the first joint longest, the last cylindric: *anterior feet* raptorious: *rostrum* three-jointed: *head* porrected.

Sp. 1. *Ger. paludum.* Brown-olive, black above, cinereous, silky beneath: abdomen nearly equally broad: trunk as long as the head, carinated beneath, a series of impressed lines on each side: *antennæ* and feet black: thorax with an elevated line extending to the middle of the back: lateral margins of the thorax and abdomen with the anus reddish.

Hydrometra paludum. *Fabr.* *Gerris paludum.* *Latr., Leach.*

Inhabits ponds and ditches in France, England, and Sweden.

Obs.—The species of this genus are certainly but little known; they are either subject to great variation, or are very numerous.

Fam. V. ACANTHIDÆ. *Leach.*CIMICIDÆ II. *Latreille.*

Labrum very prominent: *eyes* very large: *feet* formed for walking and jumping.

Genus 285. ACANTHIA. *Schrank, Latr., Leach.* CIMEX. *Linn., De Geer, Geoff.* SALDA. *Fabr.* LYGÆUS. *Wolff.*

Antennæ filiform: *rostrum* straight, long.

Sp. 1. *Acan. maculata*. Black spotted with pale colour.

Acanthia maculata. *Latr., Leach.*

Inhabits grassy banks.

Section II. AQUATICA. Leach.

FAM. HYDROCORISIÆ. *Latreille.*

Antennæ very minute, not exerted, inserted beneath the eyes. All the insects of this section live in the water.

FAM. VI. NEPADÆ. *Leach.*

Anterior tarsi united with the *tibiæ*: *body* depressed or linear.

STIRPS 1.—*Anus* without setæ: *tarsi* of the four posterior feet distinctly biarticulate: *antennæ* four-jointed.

Genus 286. NAUCORIS. *Geoff., Fabr., Oliv., Latr., Leach.* NEPA. *Linn., De Geer.*

Four posterior feet ciliated, formed for swimming: *antennæ* inserted beneath the eyes: *body* ovate, much depressed.

Sp. 1. *Nau. cimicoides.*

Inhabits ponds.

STIRPS 2.—*Anus* furnished with two setæ: *tarsi* of the four posterior feet one-jointed: *antennæ* three-jointed.

Genus 287. NEPA. *Linn., De Geer, Fabr., Oliv., Lam., Latr., Leach.* HEPA. *Geoff.*

Rostrum perpendicularly inflected: *body* oval: *anterior thighs* thick: *four hinder feet* not elongate-filiform.

Sp. 1. *Nepa cinerea*. Dark grayish-black. (*Pl.* 5. *fig.* 4.)

Nepa cinerea. *Linn., Fabr., Latr., Leach.*

Inhabits ditches: is very common.

Genus 288. RANATRA. *Latr., Fabr., Schellenberg, Leach.* NEPA. *Linn., De Geer, Oliv., Lam.* HEPA. *Geoff.*

Rostrum porrected: *body* linear: *four hinder feet* very long, filiform: *thighs of anterior feet* elongate.

Sp. 1. *Ran. linearis*. Grayish brown.

Ranatra linearis. *Fabr., Latr., Schell., Leach.* *Nepa linearis.* *Linn.*

Inhabits the ditches and ponds of Europe. It is very local in this country. It may occasionally be found near London in ponds on Epping Forest, Copenhagen Fields, and near Hammersmith.

Fam. VII. NOTONECTIDÆ. *Leach.*

“Linné and all his predecessors comprehended the species under the generic appellation *Notonecta*. The accurate Geoffroy was the first who separated *Notonecta* into two genera, which have been adopted by most succeeding writers, excepting Linné, who in his last edition of the *Systema Nature* has merely given the synonyms of that author, without taking the least notice of the important characters which induced him to separate them.”

De Geer confounded the animals of this tribe with *Nepa* and *Naucoris*, whilst Latreille and Olivier placed them in a division of their family *Hydrocorisæ*. In the *Edinburgh Encyclopædia* Dr. Leach separated them from the *Hydrocorisæ*, and placed them in a particular tribe, named in that work *Notonectides*, and in the twelfth volume of the *Transactions of the Linnean Society* he has given an excellent paper, in which are described at large the whole of the British species hitherto discovered, which consist of four very natural genera.

STIRPS 1.—*Body* cylindrical oval, or nearly square: *tarsi* with two articulations. (*Scutellum large.*)

“All the insects of this family swim on their back, moving by means of their long hinder legs, which resemble oars; whence they have been aptly named *boat-flies*.”

Genus 289. NOTONECTA of authors.

Body oval and cylindrical: *antenna* with the third articulation slenderer than the second: *anterior tarsi* with the first articulation long: *claws* of the hinder feet very minute.

Besides the above characters, the following will be useful, in order to enable the young entomologist to distinguish this genus from PLEA, from which it was first separated by that close examiner of nature Dr. Leach.

The *thorax* is hexagonal; the anterior part is much attenuated, and the hinder margin is straight: the head is narrower than the broadest part of the thorax: the eyes are oblong, and converge a little behind: the *hinder legs* are much ciliated, and the *claws* are so minute as to be discovered with great difficulty: the tips of the *elytra* are notched.

Sp. 1. *Not. furcata*. *Elytra* black, with two grayish spots at the base, and two larger ones at the posterior part.

Notonecta furcata. *Fabr., Oliv., Leach.*

Var. β . *Elytra* with ferruginous spots.

Inhabits ponds and ditches in England and Scotland.

Sp. 2. *Not. maculata*. *Elytra* dark brown and varied with spots: back ferruginous with a darker fascia.

Notonecta maculata. *Oliv., Leach.* *Notonecta glauca.* Var. β . *Latr.*

Inhabits England, near Bristol, Plymouth, and Exeter.

Elytra with the apex of a palish black.

Sp. 3. *Not. glauca*. Elytra grayish, the margin with minute blackish spots: back black, the apex pale brownish. (*Pl. 5. fig. 3.*)

Notonecta glauca of authors.

Inhabits Britain in almost every pond.

Genus 290. PLEA. *Leach, Trans. of Linn. Soc.* vol. xii.

Body of a squarish oval: *antennæ* with the third and remainder of the joints largest: *anterior tarsi* with the articulations nearly equal: *claws* on the hinder feet large.

The thorax is obscurely hexagonal with the hinder margin prominent and rounded, the head as broad as the broadest part of the thorax: the eyes are rather oblong, without the least tendency to converge behind: the hinder pair of legs not more ciliated than the others, but are terminated by very strong and distinct claws: tips of the elytra acuminate and entire.

Sp. 1. *Not. minutissima*. Gray with a brownish line in the front: thorax and elytra deeply punctured.

Notonecta cinerea, anelytra. *Geoff. Ins. Par.* i. 477. 2. *Notonecta minutissima*. *Fourc., Latr., Oliv., Fabr.* *Plea minutissima*. *Leach.*

Length of the body $1\frac{1}{2}$ lin.

Inhabits ponds and stagnant waters near London in profusion.

"This species has been considered by Geoffroy, Fabricius and Olivier, as *Notonecta minutissima* of Linné, which reference undoubtedly belongs to the following species; viz. to *Sigara minutissima*."

"Geoffroy has described the larvæ, never having seen the perfect insect."

STIRPS 2.—*Body* roundish and depressed: *tarsi*, the anterior with one articulation; the hinder with two; base and margin of the elytra only channelled.

Genus 291. SIGARA. *Leach, Trans. Linn. Soc.* vol. xii.

Scutellum distinct: *thorax* divided by a transverse line: *body* ovate, the posterior part acuminate.

Sp. 1. *Sig. minutissima*. Above cinereous: elytra brownish with very faint spots; the under part and feet yellowish.

Notonecta minutissima. *Linné.* *Sigara minutissima*. *Leach.*

Inhabits rivers and running waters in England, Ireland, and Scotland.

Length of the body 1 lin.

Genus 292. CORIXA. *Geoffroy, Leach.*

Scutellum none: *thorax* transverse, the posterior part produced: *body* long, the anterior and posterior part rounded.

"The thorax is more or less produced behind in all the species of this genus, but is not evident in the first division of this genus until

the elytra have been elevated. The front, the under parts of the body, and the legs, in all the British species are yellowish."

* *Elytra to the apex gradually decreasing and ending in a point.*

The channel on the anterior margin of the elytra in this division is uninterrupted, and gradually disappears before it reaches to the extremity of the elytra.

Sp. 1. *Cor. coleoptrata*. Thorax reddish-gray: elytra palish yellow, with longitudinal rows of black spots.

Sigara coleoptrata. Elytra wholly coriaceous and brown: the exterior margin yellow. *Fabr. Syst. Rhyn. 105. 4.*

Inhabits ponds and ditches near Norwich. Dr. Leach has observed, that although the character by Fabricius does not accord with that given above, yet as he drew his description from a museum specimen (which generally assumes the colour he mentions) the Doctor has given his synonym without any hesitation; but this insect is distinct from the *Sigara coleoptrata* of Panzer, which is figured with a scutellum, and most probably belongs to the genus *Sigara* as mentioned above.

** *Elytra at the apex rather rounded.*

The channel in the fore part of the elytra, at about two-thirds from its commencement, is interrupted by an oblique, transverse, elevated line, and it terminates abruptly before it reaches to the apex of the elytron, and then it leaves the margin inclining a little inwards or backwards.

a. *Elytra and thorax rough.*

Sp. 2. *Cor. striata*. Thorax and elytra brown with yellow lines and transversely striated: back black, sides pale yellow.

Notonecta striata. Linn. Corixa striata. Leach.
Inhabits stagnant waters.

Sp. 3. *Cor. stagnalis*. Thorax with numerous transverse yellow lines: elytra brown, besprinkled with minute yellowish dots: anterior part of the margin yellowish; posterior with yellowish lines; back brownish black.

Corixa stagnalis. Leach, Tr. Linn. Soc. xii.

Inhabits ponds and stagnant waters.

This species is about half the size of *C. striata*.

Sp. 4. *Cor. fossarum*. Brown: thorax with six transverse yellow lines: elytra brown, with minute yellowish dots, the anterior part yellowish, towards the base of the posterior part yellowish lines: back yellowish. Smaller than *C. stagnalis*.

Inhabits ponds and ditches.

Sp. 5. *Cor. lateralis*. White: thorax with seven black lines: elytra with minute black spots, anterior margin immaculate.

C. lateralis. Leach, Trans. Linn. Soc. xii.

This species is considerably smaller than *C. fossarum*, back black, sides yellow.

Sp. 6. *Cor. dorsalis*. Thorax with six transverse black lines on the margin: elytra black and spotted, the anterior margin immaculate.

C. dorsalis. *Leach, Trans. Linn. Soc.* xii.

Rather larger than *C. stagnalis*. Back yellow.

b. *Thorax and elytra smooth and shining.*

Sp. 7. *Cor. Geoffroyi*. Yellow: thorax with numerous transverse black lines: elytra black with minute spots: back wholly black: apex yellowish.

La Corise. *Geoff. Hist. Nat. des Insect.* i. P. 478. *pl.* 9. *fig.* 7. *Sigara striata*. *Panz. Faun. Ins. Germ. Ins.* 50. 23. *Corixa Geoffroyi*. *Leach*. Length of the body half an inch.

Inhabits stagnant waters, and is very common.

“All authors have considered this species as *Notonecta striata* of Linné, although it will not agree with his character. It is figured by Geoffroy and Panzer, and is of the former author the species serving as the type of the genus *Corixa*.”

Sp. 8. *Cor. affinis*. Yellow: thorax with numerous transverse black lines: elytra black with minute dots: back wholly black, sides dentated and yellow.

Cor. affinis. *Leach, Trans. Linn. Soc.* xii.

Inhabits ponds near Plymouth, but is rare. But half the size of *C. Geoffroyi*.

Order VIII. OMOPTERA. *Leach*.

Order HEMIPTERA. *Linn., Cuvier, Lamarck*.

Class RHYNGOTA. *Fabr.*

Order HEMIPTERA. Section 2: *Homoptera*. *Latr.*

Characters of the Order.

Rostrum attached to the inferior part of the head: *elytra* coriaceous or membranaceous throughout; suture straight: *thorax* composed of two segments, the second as long or longer than the first: *ocelli* three. *Metamorphosis* semicomplete, or incomplete.

Fam. I. CICADIADÆ. *Leach*.

CICADARIÆ I. *Latreille*.

Antennæ composed of six distinct joints: *ocelli* or *little eyes* three: *tarsi* with three joints.

GENUS 293. CICADA. *Lamarck, Geoff., Linn., De Geer, Latr.*
TETTIGONIA. *Fabr.*

Thighs of the anterior feet thick, dentate.

Sp. 1. —————? (*Pl.* 5. *fig.* 2. *natural size*.)

The only species known to inhabit this country was lately discovered by Mr. Daniel Bydder, near the New Forest in Hampshire.

Fam. II. CEREOPIDÆ. *Leach.*CICADARIE II. *Latreille.*

Antennæ three-jointed: *ocelli* two: *tarsi* with three joints.

STIRPS 1.—*Antennæ* not inserted in the internal sinus of the eyes; the two first joints conjoined shorter than the head.

Genus 294. FLATA. *Fabr., Leach.* FULGORA. *Latr.*

Front as if truncated, vertical, not rostrated: *eyes* globular: *clytra* very broad; the external margin very much dilated: *body* broad, triangular.

Sp. 1. *Fla. reticulata.*

Inhabits Europe, and is common in this country in hedges during the summer months.

Genus 295. ISSUS. *Fabr., Leach.* FULGORA. *Latr., Oliv.* CICA-
DA. *Villers.*

Front as if truncated, not rostrated, vertical: *clytra* at their external base very much dilated, with the apex narrower: *body* short, deltoid: *eyes* globular.

Sp. 1. *Iss. colcoptratus.*

Inhabits hedges.

Genus 296. CIXIUS. *Leach.* FULGORA. *Latr.* FLATA. *Fabr.*

Front as if truncated, not rostrated, vertical: *clytra* with the external margin nearly straight or scarcely arcuate: *body* elongate, quadrate: *eyes* globular.

Sp. 1. *Cix. nervosus.*

Flata nervosa. *Fabr.*

Inhabits hedges.

STIRPS 2.—*Antennæ* inserted in the internal sinus of the eyes, the two first joints as long or longer than the head.

Genus 297. ASIRACA. *Latr., Leach.* DELPHAX. *Fabr.*

Antennæ as long or longer than the thorax, the first joint very long, compressed, angulate.

Sp. 1. *Asi. clavicornis.* Body brown or obscure brown variegated: apex of the four anterior tibiæ white: *elytra* semihyaline: apex with a fuscous band; nerves spotted with fuscous.

Delphax clavicornis. *Fabr.* *Asiraca clavicornis.* *Latr., Leach.*

Inhabits France and England in grassy places.

STIRPS 3.—*Antennæ* inserted between the eyes: *thorax* not transverse; hinder margin more or less prominent.

Genus 298. CERCOPIS. *Fabr., Schrank, Latr., Leach.* CICA-
DA. *Linn.* TETTIGONIA. *Oliv.*

Antennæ inserted on the frontlet, the second longer than the first joint, the third joint short-conic: *thorax* not dilated.

Sp. 1. *Cer. sanguinolenta*. Black, shining; each wing-case with a spot at the base, one in the middle, and a flexuous band at the apex blood red. (*Pl. 5. fig. 1.*)

Cicada sanguinolenta. Linn. *Cercopis sanguinolenta*. Fabr., Leach.
Inhabits France, Germany, and England in the woods of Kent.

Genus 299. LEDRA. Fabr., Latr., Leach. CICADA. Linn., Geoff.
MEMBRACIS. Oliv., Lamarck, Schrank.

Antennæ inserted in the frontlet, the two first joints nearly equally long; the third elongate-conic; *thorax* dilated behind into an auricle.

Sp. 1. *Led. aurata*.

Inhabits the oak and various trees in woods.

Genus 300. MEMBRACIS. Latr., Fabr., Leach. CICADA. Linn.
Antennæ inserted in the frontlet; the two first joints nearly equally long, the third elongate-conic; *thorax* dilated behind.

Sp. 1. *Mem. cornutus*. Brownish.

Cicada cornuta. Linn. *Membracis cornuta*. Latr., Leach.
Inhabits woods and hedges.

STIRPS 4.—*Antennæ* inserted between the eyes; *thorax* transverse, hinder margin straight.

Genus 301. IASSUS. Fabr., Leach. TETTIGONIA. Latr., Oliv., Lamarck.

Front broad, not longer than broad, on each side above the insertion of the antennæ produced into an angle.

Sp. 1. *Iass. lanio*. Fabr.

Inhabits England and other parts of Europe.

Genus 302. TETTIGONIA. Oliv., Lamarck. CICADA. Linn., Fabr., Latr., Leach.

Front elongate-quadrate, the apex truncate, convex, thickened.

Sp. 1. *Tet. viridis*.

Inhabits moist places.

Fam. III. PSYLLIDÆ. Latreille, Leach.

Tarsi with two joints distinct: *antennæ* with ten or eleven joints, the last with two setæ; *legs* formed for leaping. Both sexes with wings.

Genus 303. PSYLLA. Geoff., Oliv., Lam., Latr., Leach. CHERMES. Linn., De Geer, Fabr.

Antennæ filiform or slightly setaceous, as long as the body; *thorax* with the anterior margin arcuate.

Sp. 1. *Psyl. Alni*. Green-yellowish; anterior segment of the thorax, squamula of the elytra, and nervures, green.

Chermes Betulæ Alni. Linn. *Chermes Alni*. Fabr. *Psylla Alni*. Latr., Leach.

Inhabits the alder.

Genus 304. LIVIA. *Latr., Leach.* DIRAPHIA. *Illiger.*

Antennæ shorter than the thorax, the base much thickened even to the middle: *thorax* with the anterior segment transverse, straight.

Sp. 1. *Liv. juncorum.* (*Pl. 5. fig. 11.*) *magnified: the line beneath exhibits the natural size.*)

Livia Juncorum. *Latr.*

Inhabits Junci.

Fam. IV. APHID.Æ. *Leach.*

APHIDII. *Latreille.*

Tarsi two-jointed, the first joint very short: *rostrum* in both sexes: *antennæ* with six, seven, or eight joints: females generally apterous: *tarsi* with the last joint vesiculous.

STIRPS 1.—*Antennæ* eight-jointed: *rostrum* minute and horizontal with indistinct joints: *head* elongate-quadrate.

Genus 305. THRIPS. *Linn., Geoff., Latr., Lam., Oliv., Leach.*
Elytra and wings horizontal and linear.

Sp. 1. *Thr. Physapus.* Black, hairy: *antennæ*, *tibiæ*, and *tarsi* pale: middle of the *tibiæ* pale brown; *elytra* and wings white. (*Pl. 5. fig. 12. magnified: the line beneath shows the natural size.*)

Inhabits the blossoms of various plants.

STIRPS 2.—*Antennæ* seven-jointed: *elytra* larger than the wings: *rostrum* subperpendicular, with three very distinct joints: *head* transverse.

Genus 306. APHIS. *Linn., Fabr., Latr., Oliv., Lam., Leach.*

Antennæ setaceous or filiform, seven-jointed: *elytra* larger than the wings; elongate triangulate: *abdomen* towards the apex generally tuberculated or horned: *eyes* entire. (*Pl. 5. fig. 9.*)

The animals of this genus are very numerous, and are found on almost every plant. The French call them *Puccrons*, the English Plant-lice. The species require examination; the plant on which they are found should be noticed, as it will afford specific names. The females are generally apterous.

Genus 307. ERIOSOMA. *Leach's MSS.*

Abdomen without tubercles or horns: *antennæ* short and filiform: *body* tomentose.

“The *Eriosomata* form what are called improperly Galls on the stalks of trees near their joints, and knobs, which are in fact excrescences caused by the efforts of nature to repair the damage done to the old trees by the perforation of those insects, whose bodies are covered with down.” *Leach's MSS.*

Sp. 1. *Er. Mali.*

Aphis lanigera of authors,

Genus 308. ALEYRODES. *Latr., Lam., Leach.* TINEA. *Linn.*
PHALÆNA. *Gcoff.*

Antennæ filiform, short, six-jointed: *elytra* and wings equal in size:
body mealy: *eyes* two, each divided into two.

Sp. 1. *Al. Chelidonii*. Body yellowish, or rosy powdered with white:
eyes black; each *elytron* with a puncture and spot of black.

Inhabits hedges and woods.

Fam. V. COCCIDÆ. *Leach.*

GALINSECTA. *Latreille.*

Tarsi with one joint and one nail: *rostrum* in the female: *wings* in the
male, but no *elytra*: *female* apterous.

Genus 309. COCCUS. *Linn., Geoff., Fabr., Oliv., Latr., Lam.,*
Leach.

Antennæ of the female eleven-jointed: *abdomen* of the males with two
very long setæ at the apex.

Sp. 1. *Coc. Cacti*.

Coccus Cacti. *Linn., De Geer, Fabr., Latr., Leach.*

Inhabits fruit-trees.

This genus requires a minute investigation, which should be con-
ducted by some one possessing a great share of patience, and hav-
ing a competent knowledge of entomology.

Order IX. APTERA. *Leach.*

Order APTERA. *Linn., Lamarck.*

Order SUCTORIA. *Latr.*

Characters of the Order.

Body somewhat ovate, compressed, covered with a coriaceous skin,
and composed of several segments: *trunk* short, consisting of three
leg-bearing joints: *head* small, compressed, rounded above, and
truncate before: *eyes* minute, orbicular, lateral: *antennæ* lamelli-
form, small, ciliated with spinules, one-jointed at their base, insert-
ed in two excavations behind the eyes: *palpi* filiform (composed of
four rounded joints) scarcely longer than the head, perfect, generally
resting on the rostrum: *legs* strong, and formed for jumping, espe-
cially the hinder ones: *coxæ* and thighs large, compressed: *tarsi*
elongate, cylindric, composed of five simple joints, the last articula-
tion furnished with two long, acute, slender nails.

LARVA without feet.

PUPA folliculate.

Genus 310. PULEX of authors.

Sp. 1. *Pul. irritans*. Body brunneous, sometimes inclined to rust colour.

The common bed-flea is found throughout Europe.

“Notwithstanding the inconveniences attending this little insect, there is something pleasing in the appearance of the flea. Its motions are elegant, and all its postures indicate agility. The shell with which it is enveloped is in a state of perpetual cleanliness, while the muscular power which it is capable of exerting is so extraordinary, as to excite our wonder at so much strength confined and concentrated within so small a space; this species being able to spring, on the most moderate computation, to the distance of at least two hundred times its own length, and drag a weight eight times heavier than itself. It has sometimes become a favourite with ladies, who have pleased themselves with keeping, taming, and feeding it. A golden chain has been made for it with a lock and key; and being kept in a box with wool, in a warm place, and fed daily, it has been known to live for six years.

“The *Pulices* of birds and of mammalia ought to be most carefully examined. There are a vast number of species which have been confounded with *P. irritans*.”

Order X. LEPIDOPTERA.

Order LEPIDOPTERA. Linn., Cuv., Lam., Latr., Leach.

Class GLOSSATA. Fabr.

Characters of the Order.

Wings four, covered with scales: tongue spiral, filiform. Linné divided this order into three genera; viz. *Papilio* (butterfly), *Sphinx* (hawk-moth), and *Phalæna* (moth), which were characterized by the form of their antennæ; and these divisions form the three great sections of Latreille, as follow:

Section I. DIURNÆ.

Wings four; all, or at least the superior ones, erect when the insect is at rest: antennæ with their points thicker or capitate; in a very few somewhat setaceous, with the extreme apex hooked. The insects of this section, which constituted the Linnean genus *Papilio*, all fly by day. Caterpillars with sixteen feet. *Chrysalis* naked, and generally angulated.

Fam. I. PAPILIONIDÆ. Leach.

PAPILIONIDES. Latreille.

Hinder tibiæ with heels only at their extremities: wings all elevated when at rest.

In this section I shall enumerate the whole of the British species.

STIRPS 1.—*Caterpillar* elongate, cylindric: *chrysalis* elongate, angular: *tarsi* of the *imago* with distinct nails.

Genus 311. PAPILO. *Fabr., Latr., Leach.*

Antennæ, at their points, furnished with a conic-ovate or lengthened-ovate, somewhat arcuate, club: *palpi* very short, pressed close to the face, scarcely reaching the clypeus; the two first joints of equal length; the third minute, and nearly obsolete: *feet* in both sexes alike, all being formed for walking, and furnished with distinct but simple claws: *anterior* wings generally somewhat falcate; hinder ones often tailed; the internal margin excised or folded to admit of free play to the abdomen.

The caterpillar is tentaculated, fleshy and furcate. The chrysalis angulated, with two processes before; it fastens itself by a transverse thread.

The species of this genus, which constitutes the most beautiful part of the creation, are found chiefly in the warmer regions, very few occurring in the more temperate parts of the world. Their flight is extremely rapid.

Sp. 1. *Pap. Machaon*. Black and yellow; hinder wings tailed; edges of the wings black, with yellow crescents; the tips of the hinder ones with a red spot at their inferior tips. (*Pl. 5. fig. 1.*)

Papilio Machaon. *Linn., Fabr., Haworth.*

Inhabits Europe; the larva feeds on umbelliferous plants.

In England it is called the Swallow-tailed butterfly; it is very local, but occurs near Bristol, Beverley in Yorkshire, and has been taken plentifully in Hampshire near the New Forest. It is the most superb of all the British species of this family. The caterpillar is green, banded with black, marked by a row of red spots. It changes into the chrysalis state in July; and the fly is found in August. There are two broods; the first appears in May, having lain in the pupa state all the winter.

Papilio Podalirius of Linné, which belongs to this genus, has been introduced into the British Fauna on very dubious authority. But Mr. Haworth is yet in hopes of receiving indigenous specimens from Yorkshire.

Genus 312. GONEPTERYX. *Leach.* COLIAS. *Fabr., Latr.* PIERIS. *Schrank.*

Antennæ short, gradually thickening into an obconic head: *palpi* short, much compressed; the last joint very short: *feet* alike in both sexes, all with a bifid or unidentate nail: *wings* angulated, large, the hinder ones grooved to receive the abdomen: *chrysalis* angulated with a thread round its middle,

Sp. I. *Gon. Rhanni*. Wings of the male yellow, of the female whitish; with a fulvous spot on each.

Inhabits woods in the spring and autumn. Flight slow.

Genus 313. COLIAS. *Fabr., Latr., Leach.* PAPILIO. *Linne,*
Haworth. PIERIS. *Schrank.*

Antennæ short, gradually thickening into an obconic head: *palpi* much compressed; the last joint very short: *feet* alike in both sexes, all with bifid or unidentate nails: *wings* anterior, somewhat trigonate; hinder rounded, with a groove to receive the abdomen: *chrysalis* angulated, fastened by a transverse thread.

Sp. 1. *Col. Hyale* (clouded yellow butterfly).

Inhabits Europe. Occurs in England once in three years, some seasons only locally, at others in the greatest profusion in every part of the country. There is a pale coloured variety of each sex, which have been considered as distinct species.

Sp. 2. *Col. Edusa*.

Genus 314. PONTIA. *Fabr., Leach.* PIERIS. *Schrank, Latr.*

Antennæ elongate, with an abrupt, obconic, compressed head: *palpi* slender, somewhat cylindrical; the last joint as long as the preceding: *wings* not very narrow, or much lengthened; hinder ones grooved to admit the abdomen, but not tailed: *feet* alike in both sexes; claws unidentate or bifid: *chrysalis* angulated, fastened by a transverse thread.

“* *Anterior wings somewhat trigonate; hinder ones somewhat orbiculate.*”

Sp. 1. *Pont. Cratagi* (black-veined white). Wings white, with a faint tinge of yellowish and black nervures.

Inhabits Europe. In England it is found in the woods near London; the larva feeds on the white-thorn.

Sp. 2. *Pont. Brassica* (large cabbage butterfly).

Inhabits Europe; the larva on the cabbage.

Sp. 3. *Pont. Rapæ* (small cabbage butterfly).

Inhabits gardens.

Sp. 4. *Pont. Napi* (green-veined white).

Inhabits gardens and woods.

Sp. 5. *Pont. Cardamines* (orange tip butterfly).

Inhabits path-ways in woods.

Sp. 6. *Pont. Daplidice* (Bath white). This has long been doubted whether a native of this country; but that successful and industrious entomologist Mr. Stephens has sufficiently proved the fact, by taking a specimen at Dover in July 1818.

“** Wings somewhat oval.”

Sp. 7. *Mel. Sinapis* (wood white). Wings white, with blackish tips.
Inhabits woods.

Genus 315. MELITEA. *Fabr., Leach.* ARGYNNIS. *Latr.* PAPILIO. *Linn., Haworth.*

Antennæ terminated by a short club: *palpi* very hairy, divaricating, with the last joint acicular, half the length of the preceding joint: *hinder wings* orbicular: *anterior feet* very short in both sexes: *tarsi* with double nails.

Caterpillar pubescent, with fleshy tubercles.

Chrysalis suspended by the tail.

Sp. 1. *Mel. Euphrosyne* (pearly border). Wings indented, tawny, with black spots; nine silvery spots on the under side.

Inhabits waste grounds and heaths.

Sp. 2. *Mel. Silene* (pearly border likeness).

Inhabits woods and waste ground.

Sp. 3. *Mel. Cinxia* (Glanville).

Inhabits Europe: very rare in Britain.

Sp. 4. *Mel. Artemis* (greasy).

Inhabits Europe: seldom taken near London, but is common near Norwich.

Sp. 5. *Mel. Dictynna* (heath).

Inhabits heaths and marshes.

Sp. 6. *Mel. Lucina* (Duke of Burgundy).

Inhabits the borders of woods and hedges, but is local.

Genus 316. ARGYNNIS. *Fabr., Latr., Leach.*

Antennæ terminated by a short club: *palpi* divaricating abruptly, terminated with a minute, slender, acicular, very short joint; the second joint broad, hairy: *hinder wing* orbicular: *anterior feet* very short in both sexes: *tarsi* with double nails.

Chrysalis suspended by the tail.

Caterpillars spiny.

Sp. 1. *Arg. Lathonia* (Queen of Spain fritillary).

Inhabits Europe: is very rare in Britain.

Sp. 2. *Arg. Aglaia* (dark green fritillary).

Inhabits Europe in woods and lanes.

Sp. 3. *Arg. Adippe* (high brown fritillary).

Inhabits heaths and the borders of woods.

Sp. 1. *Arg. Paphia* (silver-washed fritillary).

Inhabits the borders of woods, and the New Forest in Hampshire.

Genus 317. VANESSA. *Fabr., Latr., Leach.* PAPILIO. *Linñ., Haworth.*

Antennæ terminated with an abrupt short club: *palpi* contiguous, and terminated gradually in a point; the two combined bearing some resemblance to a rostrum: *anterior pair of feet* in both sexes short and very hairy: *tarsi* with double nails.

Chrysalis suspended by its tail.

Caterpillar spiny.

Sp. 1. *Van. Atalanta* (red admirable). Wings indented, black with white spots; a red fascia in the upper wings, and another on the margin of the under wings.

Inhabits Europe: the larva feeds on the nettle.

Sp. 2. *Van. Cardui* (painted lady). Wings orange, indented; variegated with black and white spots: four ocelli on the under side of the posterior wings.

Inhabits Europe: the larva feeds on the thistle.

Sp. 3. *Van. Antiopa* (Camberwell beauty). Wings angulated and black, the borders whitish.

Cynthia Cardui. *Fabr., Leach.*

Inhabits Europe. This species has become exceedingly rare in this country. Mr. Haworth has observed (in the first part of his *Lepidoptera Britannica*) "There is something very extraordinary in the periodical but irregular appearance of this species, *Papilio Edusa* (*Colias Hyale* of this work) and *Pap. Cardui*. They are plentiful all over the kingdom in some years; after which *Antiopa* in particular will not be seen by any one for eight, ten, or more years, and then appear as plentiful as before. To suppose they come from the Continent, is an idle conjecture; because the English specimens are easily distinguished from all others by the superior whiteness of their borders. Perhaps their eggs, in this climate, like the seeds of some vegetables, may occasionally lie dormant for several seasons, and not hatch until some extraordinary but undiscovered coincidence awake them into active life."

Sp. 4. *Van. Io* (peacock).

Inhabits nettles.

Sp. 5. *Van. polychloros* (large tortoise-shell).

Inhabits Europe: the larva on the elm.

Sp. 6. *Van. Urticae* (small tortoise-shell).

Inhabits Europe: the larva feeds on nettles.

Sp. 7. *Van. C. album* (comma).

Inhabits woods: the larva feeds on the nettle, hop, willow, and the currant.

Genus 313. APATURA. *Fabr., Leach.* NYMPHALIS. *Latr.* PAPILIO. *Linn., Haworth.*

Antennæ with an elongate-obconic thickened club: *palpi* with the second joint not much compressed, the anterior margin broad: *anterior pair of feet* very short in both sexes.

Sp. 1. *Apa. Iris* (purple emperor). Wings indented, brownish, shining, with blue or purple; on both surfaces a whitish interrupted fascia and a single ocellus on the under wing.

The following account of this interesting and elegant insect is given by Mr. Haworth.

“ In the month of July he makes his appearance in the winged state, and invariably fixes his throne upon the summit of a lofty oak, from the utmost sprigs of which, on sunny days, he performs his aerial excursions; and in these ascends to a much greater elevation than any other insect I have ever seen, sometimes mounting higher than the eye can follow, especially if he happens to quarrel with another emperor, the monarch of some neighbouring oak: they never meet without a battle, flying upwards all the while and combating with each other as much as possible, after which they will frequently return again to the identical sprigs from whence they ascended. The wings of this fine species are of a stronger texture than those of any other in Britain, and more calculated for that gay and powerful flight which is so much admired by entomologists. The Purple Emperor commences his aerial movements from ten to twelve o'clock in the morning, but does not perform his loftiest flights till noon, decreasing them after this hour until he quite ceases to fly about four in the afternoon; thus emulating the motions of that source of all his strength, the sun. The females, like those of many other species, are very rarely seen on the wing: the reason of which is both interesting and but little known. It is their being destitute of a certain *spiral socket* which the males possess, near the base of the main tendon of their upper wings; which socket receives and works a strong elastic spring arising from the base of the under wings, thereby enabling them to perform a stronger, longer, and more easy flight than it is possible for the females to do.”—

“ The males usually fly very high, and are only to be taken by a bag-net fixed to the end of a rod twenty or thirty feet long. There have been instances, though very rare, of their settling on the ground near puddles of water, and being taken there. When the Purple Emperor is within reach, no fly is more easily taken than he; for he is so very bold and fearless that he will not move from his settling place until you quite push him off: you may even tip the ends of his wings, and be suffered to strike again.”

Genus 319. LIMENITIS. *Fabr., Leach.* NYMPHALIS. *Jacq.*

Antennæ gradually clubbed; club slender, round obconic: *pulpi* as long as the head, with the second joint not very much compressed; the anterior margin not remarkably broader: *anterior pair of feet* in both sexes very short and spurious: *wings* not much longer than broad: *Four hinder feet* with double nails.

Larva elongate.

Chrysalis suspended by the tail.

Sp. 1. *Linn. Camilla* (white admirable).

Inhabits Europe. This is considered a rare insect in Britain, but I have observed them in certain years in Bedstile-wood near Finchley, and Birch-wood in Kent, in tolerable abundance.

Genus 320. HIPPARCHIA. *Fabr., Leach.* MANIOLA. *Schrank.*

SATYRUS. *Latr.* PAPILIO. *Linn., Haworth.*

Antennæ with a slender somewhat fuciform, or trigonate-orbicular club: *pulpi* meeting above the tongue, with the second joint very much compressed, and much longer than the first: *anterior pair of legs* shorter than the rest, and often very hairy; feet of the other legs with double nails: *hinder wings* somewhat orbicular or orbiculate-triangulate, with the external margin excavated to receive the abdomen; the middle cell closed behind, from which part the nervures radiate; the other margin entire, or with acute or obtuse indentations.

Caterpillar downy, with a globular head somewhat compressed in front; the abdomen bimucronate behind.

Chrysalis angulated, with the front bimucromate suspended by the tail. *Leach's Zool. Misc.* vol. i. p. 27.

Sp. 1. *Hipp. Galathea* (marbled).

Inhabits woods and fields.

Sp. 2. *Hipp. Hyperanthus* (the ringlet).

Inhabits woods and fields.

Sp. 3. *Hipp. Pamphilus* (small heath).

Inhabits heaths.

Sp. 4. *Hipp. blundina* (Scotch Argus).

Inhabits the isles of Bute and Arran.

Sp. 5. *Hipp. Pilosella* (small meadow brown).

Inhabits fields and the borders of woods.

Sp. 6. *Hipp. Janira* (meadow brown).

Papilio Jurtina. *Haworth, Linn.*

Inhabits fields and lanes.

Sp. 7. *Hipp. Megæra* (gate-keeper).

Inhabits fields and the borders of woods.

Sp. 8. *Hipp. Ægeria* (speckled wood, or wood Argus).

Inhabits the borders of woods and fields.

Sp. 9. *Hipp. Semele* (grayling, or rock underwing).

Inhabits heaths, commons, and rocky wastes.

STIRPS 2.—*Larvæ* oval, depressed: *pupa* short, contracted, obtuse at both extremities: *tarsi* with very small nails.

Genus 321. THECLA. *Fabr., Leach.* POLYOMMATUS. *Latr.*

Feet in both sexes all alike: *nails* scarcely produced beyond the pulvilli, which are large: *antennæ* gradually clubbed; the club elongate, cylindrical oval: *hinder wings* tailed.

* *Antennæ* gradually clavated.

Sp. 1. *The. Betulæ* (brown hair streak).

Inhabits the borders of woods.

Sp. 2. *The. Pruni* (black hair streak).

Inhabits the borders of woods.

Sp. 3. *The. Quercus* (purple hair streak).

Inhabits oak woods, flying on the highest branches of the trees.

** *Antennæ* abruptly clavated.

Sp. 4. *The. Rubi* (green underside, or hair streak).

Inhabits the skirts of woods.

Genus 322. LYCÆNA. *Fabr., Leach.* POLYOMMATUS. *Latr.*

Lcgs alike in both sexes: *nails* projecting beyond the pulvilli, which are small: *antennæ* with an abrupt club, somewhat ovate, compressed, or spoon-shaped.

* *Hinder wings* more or less tailed.

Sp. 1. *Lyc. dispar* (large copper).

Papilio Hypothœ. *Donovan.*

Inhabits the fens of Cambridgeshire, and has been observed near Aberdeen in Scotland.

Sp. 2. *Lyc. Chryseis* (purple-edged copper).

Inhabits Europe: in Britain it is extremely rare.

Sp. 3. *Lyc. Virgaureæ* (scarce copper).

Inhabits Europe: very local in Britain. It is found in some parts of Huntingdonshire.

Sp. 4. *Lyc. Phlæas* (small copper).

Inhabits woods and heaths.

** *Hinder wings* with the posterior margin entire.

Sp. 5. *Lyc. Corydon* (chalk-hill blue).

Inhabits chalky districts.

Sp. 6. *Lyc. Adonis* (Clifden blue).

Inhabits chalky districts.

- Sp. 7. *Lyc. Dorylus* (common blue).
Inhabits heaths, commons, and lanes.
- Sp. 8. *Lyc. Argus* (studded blue).
Inhabits fields and marshes.
- Sp. 9. *Lyc. Idas* (black-spot brown).
Inhabits grassy places.
- Sp. 10. *Lyc. Artaxerxes* (white-spot, brown or Scotch Argus).
Inhabits Arthur's Seat and the base of Kirk-hill, (one of the Pentland range near Edinburgh) in great plenty.
- Sp. 11. *Lyc. Alsus* (Bedford blue).
Inhabits clover fields, &c.
- Sp. 12. *Lyc. Argiolus* (azure blue).
Inhabits meadows.
- Sp. 13. *Lyc. Cymon*.
Inhabits Europe: in Britain it is very local. It is found near Sherborne in Dorset in great abundance.

Fam. II. HESPERIDÆ. *Leach*.HESPERIDES. *Latreille*.

Hinder tibiæ with two pair of heels or spurs, one pair at the middle, the other at the usual place: *antennæ* distinctly terminated with a club, hooked at their extremities: *palpi* short, thick, and squamose in front: *hinder wings* elevated when the insect is at rest.

Genus 323. HESPERIA. *Fabr., Cuv., Lam., Latr., Walk., Leach*
PAPILIO. *Lin., Haworth*.

Palpi with the third joint cylindric or cylindric-conic.

* *Antennæ ending in an abrupt very acute hook.*

- Sp. 1. *Hes. Comma* (pearl skipper).
Inhabits Europe: in England, near Lewes in Sussex.
- Sp. 2. *Hes. Sylvanus* (wood skipper).
Inhabits the borders of woods.

** *Antennæ with their points arcuate.*

- Sp. 3. *Hes. Tuges* (dingy skipper).
Inhabits Europe, on dry heaths and banks.
- Sp. 4. *Hes. Malva* (mallow skipper).
Inhabits dry banks.

*** *Antennæ with straight points.*

- Sp. 5. *Hes. Linea* (small skipper).
Inhabits the skirts of woods.

Sp. 6. *Hes. Paniscus* (scarce skipper).

Inhabits meadows: very rare in Britain, excepting in some parts of Bedfordshire, where it is common.

Section II. *CREPUSCULARIA*, Latreille.

Wings horizontal in repose: *antennæ* prismatic or fusiform.

The insects of this section constitute the Linnean genus *Sphinx*, which has been divided by later writers into a number of genera.

Fam. III. SPHINGIDÆ, Leach.

SPHINGIDES, Latreille.

Palpi short, covered with very short close scales; the last joint tuberculiform and very short.

STIRPS 1. Anus not tufted.

Genus 324. SMERINTHUS, Latr., Leach. LAMOTHOË, Fabr., SPHINX, Linn., Haworth. SPECTRUM, Scopoli.

Antennæ somewhat prismatic, serrated towards the middle, gradually thicker: *tongue* very short: *anterior wings* angulated: *palpi* contiguous.

Sp. 1. *Sme. ocellata* (eyed hawk-moth).

Inhabits Europe. The larva on the willow and poplar.

Sp. 2. *Sme. Tilia* (lime hawk-moth).

Inhabits the lime in the larva state.

Sp. 3. *Sme. Populi* (poplar hawk-moth).

Inhabits Europe. The larva feeds on the poplar.

Genus 325. SPHINX, Linn., Fabr., Latr., Haworth, Leach. SPECTRUM, Scopoli.

Palpi contiguous above the tongue: *tongue* long, very distinct, convoluted: *antennæ* prismatic, thicker towards their middle, in the males slightly ciliated.

OBS.—This genus has lately been divided into the following genera:

I. DEILOPHILA, Ochshcimer. Sp. 1. Elpenor. 2. Porcellus. 3. Lineata. 4. Euphorbiæ. 5. Galii.—II. SPHINX, Och. Sp. 1. Pinastri.

2. Ligustri. 3. Convolvuli.—III. ACHERONTIA, Och. Sp. 1. Atropos.

Sp. 1. *Sph. Porcellus* (small elephant hawk-moth).

Inhabits Europe: is very rare in Britain.

Sp. 2. *Sph. Elpenor* (elephant hawk-moth).

Inhabits Europe. The larva feeds on the ladies bed-straw, and is found in the autumn in drills or ditches in marshes near London.

Sp. 3. *Sph. lineata* (silver line hawk-moth).

Inhabits Europe, and is exceeding rare in this country. *Sphinx lineata*

of Donovan is distinct, and must be considered as a doubtful inhabitant of Britain.

Sp. 4. *Sph. Galii* (scarce spotted elephant).

Inhabits Europe: it is very rare in Britain. Two specimens have been taken in Cornwall near Penzance, one near Kingsbridge in Devon, and another near London.

Sp. 5. *Sph. Euphorbiæ* (spotted elephant).

Inhabits Europe: it is very rare in Britain. The larva has occurred near Plymouth.

Sp. 6. *Sph. Piniatri* (pine hawk-moth).

Inhabits Europe: it has been taken near London, and in Ravelston-wood near Edinburgh.

Sp. 7. *Sph. Convolvuli* (convolvulus hawk-moth).

Inhabits Europe: it has been taken near London, and in the most remote parts of Britain, even in the Shetland Islands, but does not make a regular appearance.

Sp. 8. *Sph. Ligustri* (privet hawk-moth).

Inhabits Europe. The larva feeds on the privet and ash in gardens and woods.

Sp. 9. *Sph. Atropos* (death's head hawk-moth).

Inhabits Europe. It must be considered as a valuable acquisition to the British cabinet; for although it occasionally occurs in the larva state, yet it is bred with extreme difficulty, and the fly when taken on the wing is generally very much mutilated and rubbed. The caterpillar feeds on the blossom of the potatoe.

STIRPS 2.—*Anus* tufted.

Genus 326. MACROGLOSSUM. *Scopoli, Leach.*

Palpi contiguous above the tongue: *tongue* very long, distinct and convoluted: *antennæ* prismatic, thicker towards their middle, (of the males ciliated); *wings* opaque.

Sp. 1. *Macro. Stellatarum* (humming-bird hawk-moth).

Inhabits gardens. The perfect insect feeds on the wing, extracting the honey of stellated plants.

Genus 327. SESIA. *Fabr., Leach.* MACROGLOSSA. *Ochshheimer.*

Palpi contiguous above the tongue: *tongue* very long; distinct, and convoluted: *antennæ* prismatic, thicker towards their middle (of the males ciliated): *wings* transparent.

Sp. 1. *Ses. bombyciformis* (narrow-bordered bee hawk-moth).

Inhabits open places in woods.

Sp. 2. *Ses. fusiformis* (broad-bordered bee hawk-moth).

Inhabits the borders of woods.

Fam. IV. ZYGÆNIDÆ. *Leach.*

ZYGÆNIDES. *Latrecille.*

Palpi long, separate, covered with long scales or porrected hair.

Genus 328. *ÆGERIA*. *Fabr.*, *Leach.* *SESIA*. *Latr.*, *Taspeyres*.
TROCHILUM. *Scopoli*.

Antennæ fusiform: *abdomen* with the anus bearded.

Sp. 1. *Æg. apiformis* (bee hornet sphinx).

Inhabits Europe: is rare in Britain.

Sp. 2. *Æg. crabroniformis* (hornet sphinx).

Inhabits Europe: the larva feeds on the wood of the lime-tree.

There are several other species of this genus found in Britain, but their synonyms have never been satisfactorily ascertained.

Genus 329. *ZYGÆNA* of authors. *SPHINX*. *Linn.*

Antennæ abruptly flexuous-clavate: *palpi* cylindrical-conic.

Sp. 1. *Zyg. Filipendulæ* (six-spot burnet).

Inhabits fields.

Genus 330. *INO*. *Leach.* *PROCRIS*. *Fabr.*, *Latr.* *ZYGÆNA*. *Pan-*
Walckenaer. *SPHINX*. *Linn.*

Antennæ of the male bipectinate, of the female simple: *palpi* short.

Sp. 1. *Ino Statices* (forester).

Inhabits the margins of woods in meadows.

Section III. *NOCTURNA*. Latreille.

Wings horizontal in repose: *antennæ* setaceous, gradually narrowing towards their extremities.

Fam. V. *BOMBYCIDÆ*. *Leach.*

BOMBYCITES. *Latreille*.

Antennæ with a single series of ciliæ (of the male at least serrated):
tongue none: *palpi* two, short, cylindrical, very hairy: *thorax* not crested:
wings elongate undivided.

STIRPS 1.—*Wings* deflexed, long and narrow: *larvæ* naked: *pupa* with its segments laterally denticulated.

Genus 331. *HEPIALUS*. *Fabr.*, *Latr.*, *Leach.* *PHALÆNA* (*Noctua*). *Linné*.

Antennæ moniliform, shorter than the thorax: *palpi* very small, and very hairy: *wings* elliptic, equal, long.

Sp. 1. *Hep. Humuli* (ghost swift). Sp. 2. *Hep. Mappa* (map-winged swift). Sp. 3. *Hep. Hectus* (golden swift), &c.

Genus 332. *COSSUS*. *Fabr.*, *Latr.*, *Cuv.*, *Leach.* *PHALÆNA* (*BOMBYX*). *Linné*.

Antennæ as long as the thorax, setaceous, furnished with a single series of short transverse obtuse teeth: *palpi* very distinct, thick cylindrical, and squamous: *anterior wings* larger than the posterior.

Sp. 1. *Cos. Ligniperda* (goat moth).

Phalena (Bombyx) *Cossus*. Linné.

Inhabits Europe. The larva feeds on the internal parts of the willow, ash, and oak. The celebrated Lyonnett has immortalized himself by his laborious work on the anatomy of the larva and perfect insect. The caterpillar diffuses a scent, by which its residence may frequently be made known to those passing such trees as are much infested by it. It remains three years in this state, when it spins a strong web intermixed with particles of wood, and changes into the chrysalis, which it does in the month of May; and in June the perfect insect may be found sticking to the trunks of trees (generally willows) early in the morning and in the evening.

I once found the larva in an old oak near Norwood, in the month of January. Mr. Standish informs me, that those which feed on the wood of the oak are paler in colour than those which feed on the willow.

Genus 333. ZEUZERA. *Latr.*, *Leach*. BOMBYX. *Hübner*. HEPIALUS. *Schränk*. PHALÆNA (Noctua). *Linné*. COSSUS. *Fabr.* *Antennæ* setaceous, of the males pectinated at their base; of the females entirely simple, with the exception of their base, which is tomentose.

Sp. 1. *Zeu. Esculi* (wood leopard-moth).

Inhabits Europe. In England it is rather rare; but may be found against trees in St. James's Park in July, if industriously sought after.

STIRPS 2.—*Wings* broad and spreading: *larva* more or less hairy, its hinder legs formed for walking: *pupa* with its segments simple.

Genus 334. SATURNIA. *Schränk*, *Leach*. PHALÆNA (Attacus). *Linné*. BOMBYX. *Fabr.*, *Hübner*, *Latr.*

Wings horizontal: *antennæ* subcylindric: of the male doubly pectinated: *hinder wings* simple.

Sp. 1. *Sat. Paronia minor* (emperor moth).

STIRPS 3.—*Wings* deflexed: *larvæ* more or less hairy, its hinder legs formed for walking: *pupa* with its segments simple.

“* *Antennæ* in both sexes pectinated.”

Genus 335. LIPARIS. *Och.*, *Germ.*, *Leach's MSS.* HYPOGYMNA. *Hüb.*

Palpi porrected, hairy, composed of two joints, the last of which is incrassated at its extremity: *tongue* obsolete: *antennæ* setaceous.

Sp. 1. *Lip. Monacha* (black arches). Sp. 2. *Lip. dispar* (gipsy moth).

Genus 336. LARIA. *Schränk*, *Leach*, *Germur.* ORGYA. *Och.*, DASYCHIRA. *Hübner.*

Palpi very hairy, three-jointed: last joint minute linear and almost naked: *tongue* obsolete: *antennæ* filiform.

Sp. 1. *Lar. pulibunda* (pale tussock). Sp. 2. *Lar. fascelina* (dark tussock).

Genus 337. GASTROPACHA. *Och., Germ., Leach's MSS.*

Palpi porrected, three-jointed, hairy, subcylindric, with obtuse points: *tongue* obsolete: *antennæ* filiform.

Sp. 1. *Gas. quercifolia* (lappet moth).

“** *Antennæ* of the male alone pectinated.”

Genus 338. ODENESIS. *Germar, Leach's MSS.*

Palpi porrect, hairy and three-jointed, dilated in the middle, attenuated and reversed at their extremities: *tongue* very short: *antennæ* filiform.

Sp. 1. *Od. potatoaria*. (Pl. 12. fig. 3.)

Genus 339. LASIOCAMPA. *Schrank, Leach, Germar.*

Palpi compressed, porrected, very hairy, two-jointed; the second joint elongate obtuse: *tongue* obsolete: *antennæ* filiform.

Sp. 1. *Las. Quercus* (egger moth). Sp. 2. *Las. trifolia*, &c.

Genus 340. ERIOGASTER. *Germar, Leach's MSS.*

Palpi very short and very hairy, subglobose: *tongue* obsolete: *antennæ* filiform.

Sp. 1. *Eri. lanestris*. Sp. 2. *Eri. Populi*.

Genus 341. ENDROMIS. *Och., Germ., Leach's MSS. DIIOR-
PHIA. Hüb.*

Palpi compressed, recurved, very hairy; second joint obtuse: *tongue* very obsolete: *antennæ* filiform.

Sp. 1. *End. versicolor* (Kentish glory).

OBS.—*Bombyx rubra*, &c. forms the Genus PENTHROPERA. *Germ.*

Genus 342. STAUROPUS. *Germ., Leach's MSS. HARPYIA. Och.*

Palpi reflexed, compressed, hairy and biarticulated; last joint minute: *tongue* obsolete: *antennæ* filiform (of the male naked at their extremities).

Sp. 1. *Stau. Fagi* (lobster moth).

Genus 343. NOTODONTA. *Och., Germar, Leach's MSS. PTI-
LODONTIS. Hüb.*

Palpi short, very hairy, two-jointed; first joint very short, second compressed and truncate: *tongue* short: *antennæ* filiform.

Sp. 1. *Not. Tritopus*. Sp. 2. *Liczac*. Sp. 3. *Dromedarius*. Sp. 4. *Trepida*.

Genus 344. PYG.ERA. *Och., Germar, Leach's MSS. MELALC-
PHA. Hüb.*

Palpi very hairy, two-jointed; first joint incurved, second reversed obtuse: *tongue* abbreviated, but spiral: *antennæ* setaceous.

Sp. 1. *Pyg. Bucephala* (buff-tip).

OBS.—*Bombyx curtula*, 2. *reclusa*, form the genus CLOSTERA of *Hoff-
marsegg*.

STIRPS 4. *Wings* deflexed: *larva* with its hinder legs converted into a furcate tail.

Genus 345. CERURA. *Schrank, Leach, Germar. ANDRIA. Hübn.*
Palpi cylindrical, hairy obtuse, with their joints confluent: *tongue* spiral but abbreviated: *antennæ* filiform pectinated.

Sp. 1. *Cer. Vinulia* (puss moth). Sp. 2. *Cer. Furcula* (kitten moth).

The caterpillar of both the above feeds on leaves: the first may frequently be found in August and September on willows and poplars; the latter species is not common in Britain.

Fam. VI. ARCTIADÆ. *Leach.*

NOCTUO-BOMBYCITES. *Latr.*

Palpi two; *antennæ* pectinated or ciliated: *tongue* visible, but often short and somewhat membranaceous: *wings* trigonate, deflexed, undivided: *caterpillar* with sixteen feet.

Genus 346. ARCTIA. *Schrank, Latreille, Leach. BOMBYX. Fabr.*
Palpi with long scales: *antennæ* of the males (at least) with a double series of pectinations: *tongue* often short, composed of two separate filaments.

* *Antennæ* ciliated.

Sp. 1. *Arc. villica* (cream spot tyger). Sp. 2. *Arc. Caja* (tyger moth).
Sp. 3. *Arc. Plantaginis* (wood tyger). Sp. 4. *Arc. russula* (clouded buff).
Sp. 5. *Arc. mœdica* (muslin). Sp. 6. *Arc. Menthastris* (ermine).
Sp. 7. *Arc. papyritia* (water ermine). Sp. 8. *Arc. lubricipeda* (buff ermine).

** *Antennæ* pectinated.

Sp. 1. *Arc. Salicis* (satin moth). Sp. 2. *Arc. chrysothæa* (yellow-tail).
Sp. 3. *Arc. phæorrhæa* (brown-tail moth).

Genus 347. CALLIMORPHA. *Latr., Leach. BOMBYX. Fabr.*
LITHOSTIA. *Fabr.*

Palpi with short not porrect scales: *antennæ* simple or slightly ciliated: *tongue* long, the two filaments conjoined.

Sp. 1. *Cal. Dominula* (scarlet tyger moth).

OBS.—*Bombyx*; 2. *Rosca* (red arches). 3. *Jacobeæ* (cinnabar); are referable to this genus.

Fam. VII. TINEIDÆ. *Leach.*

TINEITES. *Latreille.*

Antennæ setaceous, simple: *tongue* distinct: *palpi* two, cylindric: *wings* long, oblong, somewhat elliptic, incumbent or convolute: inferior ones much folded, all undivided.

STIRPS 1.—*Antennæ* distant from each other: *eyes* separate, divided by a frontlet: *tongue* elongate: *palpi* not longer than the head.

Genus 348. LITHOSIA. *Fabr., Latr., Leach.*

Wings horizontal: *palpi* shorter than the head, last joint cylindrical, distinctly shorter than the second: *back* much flattened: *antennæ* simple or but slightly ciliated.

Sp. 1. *Lit. quadra* (four-spotted footman). Sp. 2. *Lit. complana*, &c.

Genus 349. YPONOMETA. *Latr., Leach. TINEA. Fabr., Hübner, Haworth.*

Wings rolled or convoluted: *palpi* as long as the head; the third joint obconic, as long or longer than the one before it: *antennæ* simple.

Sp. 1. *Ypo. Evonymella*.

STIRPS 2.—*Antennæ* separate: *eyes* separate: *tongue* elongate: *palpi* much longer than the head, over which they are recurved.

Genus 350. ÆCOPHORA. *Latr. NEMATOPOGON. Schrank, Leach.*

PHALÆNA (Tinea). *Linne. TINEA. Fabr. ALUCITA. Oler.*

Wings broadly fringed, lying on the back: *palpi* twice as long or more than the body; the second joint longer than the head, the last joint almost naked, recurved beyond the head.

Obs.—To this genus TINEA 1. *Linneella*. 2. *Flavella*. 3. *Roesella*, and their congeners belong.

STIRPS 3.—*Tongue* not distinct, very short: *front* very hairy: *palpi* longer than the head, the second joint hairy.

Genus 351. EUPLOCAMUS. *Latr., Leach. TINEA. Fabr. PYRALIS. Hübner.*

Palpi two; the second joint with numerous elongate scales, the third joint naked and ascending: *antennæ* much pectinated.

Sp. 1. *Eup. Guttella*. *Fabr.*

Genus 352. PHYSIS. *Fabr., Hübner, Leach. PHALÆNA (Tinea). Linné.*

Palpi four, distinct; upper ones small, inflexed: *antennæ* simple, or slightly ciliated.

Sp. 1. *Phy. Pelionella* (clothes moth).

Inhabits houses.

Obs.—All the cloth moths, of which there are several species, belong to this genus.

STIRPS 4.—*Antennæ* very long, contiguous: *eyes* subcontiguous: *tongue* elongate: *palpi* very hairy, ascending not longer than the head.

Genus 353. ADELA. *Latr., Leach. NEMOPHORA. Hoffmannsegg.*

NEMATOPOGON. *Schrank. ALUCITA. Fabr. TINEA. Hübner.*

PHALÆNA (Tinea). *Linné.*

Sp. 1. *Ad. Degeerella* (Japan-moth).

Inhabits the borders of woods.

OBS.—All the long-horned Japan moths, as they are called by English collectors, belong to this genus.

Fam. VIII. NOCTUADÆ. *Leach.*

NOCTUÆLITES. *Latreille.*

Antenna setaceous in the males, sometimes pectinated or ciliated: *tongue* distinct: *palpi* much compressed: *wings* horizontal or incumbent, not divided: *thorax* thick, often crested: *palpi* with the last joint much shorter than the preceding, squamose.

GENUS 354. NOCTUA. *Fabr., Latr., Hübner, Leach.* BOMBYX. *Fabr., Hüb.* PHALÆNA (Bombyx). *Linné.* PHALÆNA (Noctua). *Linné.* PÆCILIA. *Schrank.* CUCULLIA. *Schrank.*

The genus *Noctua* requires a minute investigation. It contains several natural genera, as exhibited in the following divisions.

A. Caterpillars with sixteen feet.

* *Caterpillars half loopers, their anterior feet membranaceous, evidently shorter than the others. Wings horizontal.*

Sp. 1. *Noc. sponsa* (crimson underwing). Sp. 2. *Noc. nupta*, &c.

** *Caterpillars with membranaceous feet of conformable size.*

1. Wings horizontal.

Sp. 1. *Noc. fimbria* (broad-bordered yellow underwing). Sp. 2. *Noc. prouba*. 3. *Noc. Orboua*. 4. *Noc. janthia*, &c.

2. Wings deflexed.

a. Sp. 1. *Noc. Runicis* (common knot grass). 2. *Noc. Psi*, &c.

b. Sp. 1. *Noc. Ligustri* (coronet). 2. *Noc. Pisi* (broom moth), &c.

c. Sp. 1. *Noc. Verbasci*. 2. *Noc. Tanacetii* (shark moths), &c.

d. Sp. 1. *Noc. Batis* (peach blossom moth).

e. Sp. 1. *Noc. meticulosa* (angle shades).

f. Sp. 1. *Noc. palpina* (pale prominent moth).

g. Sp. 1. *Noc. camelina*.

B. Caterpillar with fourteen feet.

Sp. 1. *Noc. chrysites* (burnished brass). *Noc. festuca* (gold spot), &c.

Notice of the following genera has lately reached this country from the Continent: the undermentioned indigenous species, which may be considered as types, are selected from the MSS. of Dr. Leach: I have added the English names, as it may enable those who have small collections of *Lepidoptera* to proceed in the natural arrangement.

GENUS COLOCASIA. *Och.* JASPIDIA. *Hüb.*

Sp. 1. *Noc. bombyx coryli* (nut-tree tussock).

GENUS POECILIA. Schrank, Och. JASPIDIA. Hüb.

Sp. 1. *Noc. lichensis* (marbled green). 2. *Noc. perla* (marbled beauty).

GENUS TETHEA. Och.

Sp. 1. *Noc. retusa* (double kidney). 2. *Noc. subtusa* (olive). 3. *Noc. ridens* (the frosted green).

GENUS AGROTIS. Hüb., Och.

Sp. 1. *Noc. Ruris* (rufous dart). 2. *Noc. Segetum* (brown heart and club).

GENUS GRAPHIPHORA. Hüb., Och.

Sp. 1. *Noc. Augur* (double dart). Fabr.

GENUS AMPHIPYRA. Och. PYROPHILA. Hüb.

Sp. 1. *Noc. Tragopogonus* (the mouse). 2. *Noc. tetra* (the mahogany).

GENUS MORMO. Ochen. LEMUR. Hüb.

Sp. 1. *Noc. mauru* (great brown bar). Fabr.

GENUS HADENA. Schrank, Och.

Sp. 1. *Noc. Cucubali* (campion). 2. *Noc. Pteridis*. Fabr.

GENUS MISELIA. Hüb., Sch.

Sp. 1. *Noc. compta* (marbled coronet).

GENUS POLIA. Hüb., Och.

Sp. 1. *Noc. Chi* (Chi moth). 2. *Noc. flavocincta* (large ranunculus).

GENUS TRACHEA. Och. ACHATIA. Hübn.

Sp. 1. *Noc. atriplicis* (arrach moth). 2. *Noc. praeox* (Portland moth)

GENUS APAMEA. Och.

Sp. 1. *Noc. basilica* (rustic shoulder knot). Fabr.

GENUS MAMESTRIA. Och.

Sp. 1. *Noc. Pisi* (broom). 2. *Noc. Chenopodii* (nutmeg).

GENUS THYATIRA. Och.

Sp. 1. *Noc. Batis* (peach blossom). 2. *Noc. detersa* (buff arches).

GENUS MYTHIMNA. Och.

Sp. 1. *Noc. turca* (double line).

GENUS CARADRINA. Och.

Sp. 1. *Noc. Morpheus*.

GENUS LEUCANIA. Och. HELIOPHILA. Hüb.

Sp. 1. *Pha. comma* (shoulder stripe wainscot).

GENUS NONAGRIA. Och.

Sp. 1. *Noc. Typhæ* (bull-rush). 2. *Noc. Arundinis*.

Genus GORTYNA. Och.

Sp. 1. *Noc. flavago*. Hüb. *Rutilago* (frosted orange). Fabr.

Genus XANTHIA. Hüb., Och.

Sp. 1. *Noc. Luteago*. 2. *Noc. Croceago* (orange upper wing).

Genus COSMIA. Hüb., Och.

Sp. 1. *Noc. affinis* (lesser spotted pinion). 2. *Noc. diffinis* (white spotted pinion). Fabr.

Genus CERASTIS. Och. GLÆA. Hüb.

Sp. 1. *Noc. Faccinii* (chestnut). 2. *Satellitia* (satellite).

Genus XYLENA. Hüb., Och.

Sp. 1. *Noc. exoleta* (large second grass). 2. *Noc. putris* (flame).
3. *Noc. hepatica* (clouded bordered brindle). 4. *Noc. Pinastri*
(bird's wing).

Genus CUCULLIA. Schrank, Och. TRIBONOPHORA. Hüb.

Sp. 1. *Noc. Artemisiæ*. 2. *Noc. Absinthii* (wormwood). 3. *Noc. Umbraticæ* (large pale hawk). 4. *Noc. Scrophularia* (water betony).

Genus ABROSTOLA. Och.

Sp. 1. *Noc. triplucea*. 2. *Noc. Asclepiades*.

Genus ANARTA. Och.

Sp. 1. *Noc. Myrtilli* (beautiful yellow underwing).

Genus HELIOTHIS. Och. HELIOCENTIS. Hüb.

Sp. 1. *Noc. dipsacca* (marbled clover).

Genus ERASTRIA. Och. EROTYLA. Hüb.

Sp. 1. *Unca. Pyralis unca* (silver hook).

Genus BREPHIA. Hüb. BREPHOS. Och.

Sp. 1. *Noc. Parthenias* (orange underwing). 2. *Noc. notha* (light orange underwing).

Genus EUCLIDIA. Hüb., Och.

Sp. 1. *Noc. Mi* (Shipton). 2. *Noc. triquetra*.

Fam. IX. PHALÆNIDÆ. Leach.

PHALÆNITES. Latreille.

Antennæ approximating at their base; those of the male often pectinated or ciliated: *clypeus* scarcely prominent: *feet* slender, rarely hairy: *palpi* two: *wings* undivided.

STIRPS 1.—*Larva* with twelve feet.

Genus 355. PHALÆNA. Linné, Fabr., Latr., Leach. GEOMETRA.
Haworth, Hübner.

Antennæ setaceous of the male pectinated.

Sp. 1. *Pha. margaritaria* (large emerald moth), &c.

STIRPS 2.—*Larva* with ten feet.

Genus 356. HIPPARCHUS. *Leach*. PHALÆNA. *Fabr., Latr., Linn.* GEOMETRA. *Hübner, Haworth.*

Wings extended obliquely, the upper wing covering the lower ones : *body* slender : *palpi* slightly hirsute : *antennæ* of the male pectinated.
Sp. 1. *Hip. papilionarius* (large emerald). 2. *Hip. prunata*, &c.

Genus 357. BUPALUS. *Leach*. PHALÆNA. *Linné, Fabr., Latr.* GEOMETRA. *Hübner, Haworth.*

Antennæ pectinated in the male : *body* slender : *palpi* slightly hirsute : *wings* horizontally extended, not angulated or indented.
Sp. 1. *Bup. pinarius* (the bordered white).
Inhabits pine forests.

Genus 358. GEOMETRA. *Hübner, Haworth, Leach*. PHALÆNA. *Fabr., Latr., Linné.*

Antennæ of the male pectinated : *body* slender : *palpi* but little or not at all hairy : *wings* horizontally extended ; hinder margin very angular.
Sp. 1. *Geo. lunaria* (the lunar thorn). Sp. 2. *Geo. dolabraria* (scorch-ed-wing), &c.

Genus 359. OURAPTERYX. *Leach*. PHALÆNA. *Latr., Linné, Fabr.*

Antennæ somewhat ciliated : *body* slender : *palpi* but little hairy. *wings* horizontally extended ; inferior ones prolonged, truncate, and terminated by a tail.
Sp. 1. *Our. sambucaria* (swallow-tail moth).

Genus 360. BISTON. *Leach*. PHALÆNA. *Linné, Fabr., Latr.* GEOMETRA. *Hübner, Haworth.*

Antennæ of the male much pectinated : *body* thick : *palpi* very hairy.
Sp. 1. *Bis. prodromaria* (oak beauty). 2. *Bis. betularia* (the peppered).
3. *Bis. hirtaria* (the brindled beauty), &c.

Genus 361. ABRAXAS. *Leach*. PHALÆNA. *Linné, Fabr., Latr., Hüb., Haworth.*

Antennæ simple, not ciliated : *body* slender : *palpi* scarcely hirsute : *wings* extended horizontally, not angulated or indented.
Sp. 1. *Abr. grossulariata* (common magpie moth). 2. *Abr. ulmaria* (scarce magpie moth), &c.

STIRPS 3.—*Caterpillars* with fourteen feet ; the anal ones distinct ; the first pair of membranaceous ones wanting.

Genus 362. HERMINIA. *Latr., Leach*. PHALÆNA (Pyralis). *Linné.* CRAMBUS. *Fabr., Bosc.* PYRALIS. *Hüb.*

Wings triangulate, nearly horizontal : anterior margin of the upper wings straight : *palpi* two, recurved, compressed, often very large : *antennæ* ciliated.

Sp. 1. *Her. proboscidalis* (the snout), &c.

STIRPS 4.—*Caterpillars* with fourteen feet, anal ones wanting; the first pair of membranaceous ones distinct.

Genus 363. PLATYPTERYX. *Laspeyeres, Latr., Leach.* PHALÆNA. *Fabr.*

Anterior wings falcate: *antennæ* of the male pectinate: *palpi* very short, somewhat conic: *tongue* short.

Sp. 1. *Pla. falcataria* (pebble hooktip). 2. *Pla. lacertanaria* (the scoloped hooktip), &c.

Obs.—The last species has the anterior wings dentate.

Genus 364. CILIX. *Leach.* BOMBYX. *Fabr.* PLATYPTERYX. *Latr.*
Anterior wings rounded: *antennæ* of the male pectinated: *palpi* very short, somewhat conic: *tongue* none.

Sp. 1. *Cil. compressa* (goose-egg moth).

Bombyx compressus. *Fabr.*

STIRPS 5.—*Caterpillars* with sixteen feet: *wings* with the body forming a broad short triangle, dilated on each side anteriorly.

Genus 365. TORTRIX. *Hübner, Leach.* PHALÆNA (TORTRIX). *Linne.* PYRALIS. *Latr., Fabr.*

Palpi with the second joint distinctly longer than the third, and more squamous; third joint short, truncate or obtuse, not recurved over the head.

Sp. 1. *Tor. Fagana.*

Genus 366. SIMAËTHIS. *Leach.* TORTRIX. *Hübner.* PYRALIS. *Latr.*

Palpi short, rising; the last joint not recurved over the head; with the second and third joints nearly equally long and equally squamous: *inferior wings* not completely covered by the upper ones.

Sp. 1. *Sim. dentana.*

Tortrix dentana. *Hübner.*

Genus 367. NOLA. *Leach.* PYRALIS. *Hüb., Latr.*

Palpi short, porrect, last joint not recurved over the head; the second and third joints nearly equally long and equally squamous: *under wings* completely covered by the upper ones.

Sp. 1. *Nola palliolatis.*

Pyralis palliolatis. *Hübner, Latr.*

Fam. X. PYRALIDÆ, *Leach.*

CRAMBITES. *Latreille.*

^a *Palpi* four: *larva* (as far as has been ascertained) with sixteen feet.

STIRPS 1.—*Superior wings* forming with the body a nearly horizontal depressed triangle.

Genus 368. BOTYS. *Latr., Leach.* PHALÆNA (Pyralis). *Linné.*
 PYRALIS. *Hübner, Schrank, Scopoli, Haworth.* NYMPHALA.
Schrank. SCOPULA. *Schrank.* PYRAUSTA. *Schrank.* CRAMBUS.
Fabr.

Tongue distinct, conspicuous: *palpi* exerted.

Sp. 1. *Bot. purpuraria.*

Genus 369. PYRALIS. *Hübner, Schrank, Schiffermüller, Leach.*
 PHALÆNA (Pyralis). *Linné.* CRAMBUS. *Fabr.* AGLOSSA.
Latr.

Tongue none: *inferior palpi* largest, the second joint very squamous, the squamæ porrected in bundles.

Sp. 1. *Pyr. pinguinalis* (the large tabby).

Crambus pinguinalis. *Fabr.*

STIRPS 2.—*Superior wings* very long, enveloping the sides of the body.

Genus 370. GALLERIA. *Fabr., Latr., Leach.* PHALÆNA (Tinea). *Linné.* TINEA. *Geoffroy.*

Tongue very short: *palpi* short: *inferior palpi* largest, with close scales; upper ones concealed by the scales of the clypeus: *wings* narrow, covering and pressing against the sides of the body.

Sp. 1. *Gal. alvearia.*

Genus 371. CRAMBUS. *Fabr., Latr., Leach.* PHALÆNA (Tinea). *Linné.* TINEA. *Geoffroy.*

Wings narrow, convoluted round the body: *palpi* exerted, inferior ones largest: *head* with short close-applied scales: *tongue* distinct.

Sp. 1. *Cram. Pineti.*

Genus 372. TINEA. *Hübner, Geoff., Scop., Leach.* ALUCITA.
Latr. PHALÆNA (Tinea). *Linné.* YPSOLOPHUS. *Fabr.*

Wings narrow, abruptly deflexed, behind and above ascending: *inferior palpi* with the second joint covered with numerous fasciculi of scales; the last erect, conic, naked: *head* with a bifid crest in front.

Sp. 1. *Tin. Nemorum.*

Fam. XI. ALUCITADÆ. *Leach.*

PTEROPHORITES. *Latreille.*

Wings divided, or formed of feathers united at their base.

Genus 373. PTEROPHORUS. *Geoff., Latr., Fabr., Leach.* ALUCITA. *Hübner, Schrank, Scopoli.* PHALÆNA (Alucita). *Linné.*

Palpi small, from their base ascending, not longer than the head, shortly and nearly equally squamose: *anterior wings* composed of two, *posterior* of three feathers: *pupa* naked, suspended by a hair.

Pter. pentadactylus.

Genus 374. ALUCITA. *Hübner, Scopoli, Leach. PTEROPHORUS. Geoff., Fabr. PHALÆNA (Alucita). Linn., Villers. ORNEODES. Latr.*

Palpi produced much longer than the head; the second joint very squamous; the last joint naked, erect: *pupa* folliculate.

Sp. 1. *Alu. hexadactyla.*

Order XI. TRICHOPTERA.

Order TRICHOPTERA. *Kirby, Leach.*

Order NEUROPTERA. *Linn., Cuv., Latr., Lam., &c.*

Characters of the Order.

“*Wings* much deflexed, with strong nervures, hispid or hairy, the lower wings plicate: *antennæ* inserted between the eyes, often very long, composed of an infinity of joints: *fectæ* elongate, spinulose: *tarsi* elongate, five-jointed; the last joint with two small nails: *larva* elongate, agile, somewhat cylindric, composed of twelve joints, the three first harder than the rest, and each bearing a pair of feet; the last segment with two hooked processes. It inhabits tubes constructed of sand, bits of wood, stones, or grass, glued together by a cement impenetrable to water: *pupa* somewhat resembling the perfect insect, shut up in the tube it inhabited whilst a larva, but having the power of motion prior to its emerging from the water (in which it resides), for the purpose of changing into the fly-state.”

Genus 375. PHRYGANEÆ. *Linneé, Fabr., Geoff., Latr., Leach.*

Dr. Leach has paid the greatest attention to the insects of this Order, having collected them with unexampled assiduity in various parts of England, Ireland, Scotland, and Wales. The Doctor will probably publish a work on this Order. When published, I must refer the student to it for a further account of the genera.

Fam. I. LEPTOCERIDÆ. *Leach.*

Antennæ much longer than the whole body.

Genus 376. LEPTOCERUS. *Leach.*

Antennæ simple, not denticulated.

Sp. 1. *Lept. interruptus.*

Phryganeæ interrupta. Fabr.

Inhabits Great Britain. It is found in great plenty near Luss, on the banks of Loch Lomond, on the margins of rivulets at Dreghorn near Edinburgh, and near Carlisle in northern England. It occurs during the day-time on the smaller branches of trees, and in the afternoon flies about in great abundance, in flocks.

Genus 377. ODONTOCERUS. *Leach.*

Antennæ with the inner edge denticulated.

Sp. 1. *Odon. griseus.* *Leach.*

Inhabits Ireland and England.

Fam. II. PHRYGANIDÆ. *Leach.*

Antennæ as long as the body.

Genus 378. PHRYGANEÆ. *Leach.*

Anterior wings soft, villose.

Sp. 1. *Phr. grandis.*

Inhabits woods.

Genus 379. LIMNEPHILUS. *Leach.*

Anterior wings slightly coriaceous, nervures hispid or hairy.

Sp. 1. *Lim. rhombicus.* *Leach.*

Phryganeæ rhombica. *Linn.*

Inhabits trees in woods and marshes.

Order XII. NEUROPTERA. *Leach, Linn., Latr., Cuv.*

Class ODONATA. *Fabr.*

Class SYNISTATA. *Fabr.*

Wings four, naked, reticulated, and divided into a vast number of areolæ.

Section I. SUBULICORNES.

Antennæ subulate, very short, the last joint setiform: *maxillary palpi* very short: *wings* extended horizontally or erect, very much reticulated: *metamorphosis* semicomplete: *larva and pupa* aquatic, somewhat resembling the perfect insect.

Fam. I. LIBELLULIDÆ. *Leach.*

LIBELLULINÆ. *Latreille.*

Tarsi three-jointed: *mandibles* strong, corneous: *maxillæ* corneous, strong: *wings* equal, or the hinder ones a little larger at their base: *abdomen* not terminated with setæ or filaments: *eyes* very large.

STIRPS 1.—*Wings* horizontal: *head* hemispheric, with a distinct vesicle on which the little eyes are placed in a triangle: *abdomen* more or less depressed: *lip* with the middle lamella smallest.

Genus 380. LIBELLULA. *Linn., Fabr., Latr., Leach.*

Posterior wings alike in both sexes.

Sp. 1. *Lib. depressa.* All the wings blackish at the base; the abdomen depressed; of the male blueish, the female yellowish.

Libellula depressa. *Linn., Fabr., Latr., Leach.*

Inhabits gardens and woods, flying over them in pursuit of insects.

Genus 381. CORDULIA. *Leach.* LIBELLULA. *Linn., Don., Panz., Latr.*

Posterior wings of the male produced into an angle at the anal edge.

Sp. 1. *Cor. ænea.* Wings pellucid: thorax and abdomen of a brassy green.

Inhabits marshy places on Epping Forest and the New Forest of Hampshire in June and July.

STIRPS 2.—*Wings* horizontal: *head* hemispheric, without a distinct vesicle for the little eyes, which are arranged in a straight line: *abdomen* cylindrical, sometimes clavate: *lip* with the middle lamella not much smaller than the others.

Genus 382. CORDULEGASTER. *Leach.* LIBELLULA. *Linn., Don. ÆSHNA. Latr.*

Hinder wings of the male angulated at their anal edge: *abdomen* of the male clavate, of the female with an acuminate process.

Sp. 1. *Cor. annulatus.* *Leach.*

Libellula forcipata. *Harris.* *Æshna annulata.* *Latr.* *Libellula Boltomii.* *Don.*

Inhabits Yorkshire, Devonshire, Dorsetshire, Somersetshire, Hampshire, and Cornwall. It likewise occurs amongst the Lakes, in the North of England; amongst the Pentland Hills, near Edinburgh; and on Loch Lomond and Lock Katrine.

Genus 383. GOMPHUS. *Leach.* LIBELLULA. *Linn., Don.*

Hinder wings of the male angulated at their anal edge: *abdomen* clavate in both sexes.

Sp. 1. *Gom. vulgatissimus.* *Leach.*

Libellula vulgatissima. *Linn.* *Libellula forcipata.* *Don.*

Inhabits Europe. It occasionally occurs on Epping Forest, and at Coombe Wood in Surry.

Genus 384. ÆSHNA. *Leach, Fabr.* LIBELLULA. *Linn., Don.*

Hinder wings of the male angulated at their anal edge: *abdomen* cylindrical in both sexes, not clavate.

Sp. 1. *Æsh. grandis.* *Fabr., Leach.*

Libellula grandis. *Linn., Don.*

Inhabits the fields near London; Hackney and Plaistow Marshes: but is difficult to catch unless in windy weather, when it may be found on the water plants growing in ditches. It may also be taken at the dusk of fine evenings in the months of June and July, flying in pursuit of various insects which appear only at these times.

Genus 385. ANAX. *Leach.*

Hinder wings of the male not angulated at their anal edge, but resembling those of the female: *abdomen* cylindrical in both sexes; not clavate.

Sp. 1. *Anax Imperator*.

Inhabits England in the New Forest of Hampshire. It is necessary to inform the young entomologist, that the insects of the first and second stirpes of this family require, whilst in a recent state, that the contents of the abdomen should be extracted, and filled with either a piece of paper or cotton, rolled up as near as possible to the natural size of the body, as without this precaution the insects will lose their colour and turn entirely black. For further directions see Instructions for Killing and Preserving.

STIRPS ♂.—*Wings* erect: *head* transverse: *abdomen* cylindric, linear: *ocelli* or little eyes placed in a triangle.

Genus 386. AGRION. *Fabr., Latr., Leach.* LIBELLULA. *Linn.*
Wings membranaceous, with a rhomboidal stigma: *abdomen* of the male not armed with a forceps-like appendage.

Sp. 1. *Agrion sanguineus*.

Inhabits marshes.

Genus 387. LESTES. *Leach.*

Wings membranaceous with an oblong-quadrate parallelopiped stigma: *abdomen* of the male armed with a forceps-like appendage.

Sp. 1. *Lestes autumnalis*.

Inhabits marshy places.

Genus 388. CALEPTERYX. *Leach.* AGRION. *Fabr., Latr.*

Wings coriaceous-membranaceous, without a real stigma, in place of which is sometimes an irregular transparent spot: *abdomen* of the male furnished with a forceps-like appendage.

Sp. 1. *Cal. Virgo*.

Inhabits the banks of rivers.

Fam. II. EPHEMERIDÆ. *Leach.*

EPHEMERINÆ. *Latreille.*

Tarsi four-jointed: *mouth* not distinct: *inferior wings* much smaller than the others, sometimes wanting: *abdomen* with the extremity furnished with filaments. *Metamorphosis* quadruple.

STIRPS 1.—*Tail* with two filaments.

Genus 389. BAËTIS. *Leach.* EPHEMERA. *Linn., Fabr., Latr.*

Wings four.

Sp. 1. *Baëtis bioculata*.

Inhabits near water.

Genus 390. CLOEON. *Leach.*

Wings two.

Sp. 1. *Clo. pallida*.

Ephemera diptera. *Linn., Fabr.*

Inhabits Norfolk and Cumberland, near large pieces of water.

STIRPS 2.—*Tail* with three filaments.

Genus 391. EPHEMERA of authors.

Sp. 1. *Eph. vulgata*. (Pl. 7. fig. 2.)

Inhabits marshes, and the banks of rivers.

Section II. FILICORNES.

Antennæ longer than the head, not subulate: *wings* generally deflexed or incumbent.

Fam. III. PANORPIDÆ. Leach.

PANORPATÆ. Latreille.

Head anteriorly produced into a rostrum: *wings* equal, ovate-elliptic, lying one over the other: *ocelli* three, approximate, arranged in a triangle.

Genus 392. PANORPA. Linn., Fabr., Lam., Latr., Leach.

Tarsi with two bent claws, denticulated beneath, having a spongy pulvillus between them: *palpi* nearly equal, filiform; the last joint cylindrical-ovate: *mandibles* with their points distinctly bidentate: *abdomen* of the male with the three last joints forming a tail armed with a forceps.

Sp. 1. *Pan. communis*. (Pl. 7. fig. 5. a. *chela magnified*.)

Inhabits hedges, and is very abundant in this country.

Fam. IV. HEMEROBIADÆ. Leach.

HEMEROBINI. Latreille.

Antennæ filiform or setaceous: *palpi* four: *wings* equal: *tarsi* five-jointed

STIRPS 1.—*Ocelli* or little eyes not distinct.

Genus 393. CHRYSOPA. Leach. HEMEROBIUS of authors.

Antennæ (at least as long as the body) with cylindrical joints longer than broad.

Sp. 1. *Chrys. Perla*.

Hemerobius Perla. Linné, Fabr., Latr. Chrysopa Perla. Leach.

Inhabits woods, and is a common species.

Genus 394. HEMEROBIUS. Leach, &c.

Antennæ as long or shorter than the body, with moniliform joints.

Sp. 1. *Hem. variegatus*.

Inhabits —: is rare near London.

STIRPS 2.—*Ocelli* three, distinct.

Genus 395. OSMYLUS. Latr., Leach. HEMEROBIUS. Fabr. Villers, Roemer, Don.

Antennæ moniliform.

Sp. 1. *Osm. maculatus*. Fuscous; head and feet testaceous: *wings* hairy, the upper ones and the costal margin of the inferior ones spotted with black. (Pl. 7. fig. 4.)

Inhabits France, Germany, and England, in trees and hedges by the sides of running brooks.

Fam. V. SIALIDÆ. *Leach.*

MEGALOPTERA. *Latreille.*

Thorax with the first segment large, not much longer than broad: *tarsi* five-jointed: *wings* of equal size: *feet* resembling each other.

Genus 396. SIALIS. *Latr., Leach.* HEMEROBIUS. *Geoff., De Geer, Oliv.* SEMBLIS. *Fabr.*

Wings deflexed: *tarsi* with the last joint but one bifid: *ocelli* none.

Sp. 1. *Si. niger.*

Inhabits trees; the larva in water.

Fam. VI. RAPHIIDÆ. *Leach.*

RHAPHIDINÆ. *Latreille.*

Wings of equal size: *thorax* with the first segment large: *tarsi* with four distinct joints, the last but one bilobate: *antennæ* nearly setaceous: *ocelli* three, arranged in a triangle.

Genus 397. RAPHIIDIA. *Linn., Geoff., De Geer, Fabr., Oliv., Lam., Latr., Leach.*

Head oval, narrowed behind, inflexed: *thorax* with the first segment very long, narrow, and somewhat cylindrical: *anus* of the female with two united setæ.

Sp. 1. *Raph. ophiopsis.* (*Pl. 7. fig. 6.*)

Inhabits trees and bushes near rivulets.

Fam. VII. PSOCIDÆ. *Leach.*

PSOQUILLÆ. *Latreille.*

Inferior wings smaller than the superior ones: some are apterous: *palpi* two, composed of four joints.

STIRPS 1.—*Tarsi* two-jointed.

Genus 398. PSOCUS. *Latr., Leach.*

Wings four.

Sp. 1. *Pso. bipunctatus.* *Latr.*

Inhabits woods.

STIRPS 2.—*Tarsi* three-jointed.

Genus 399. ATROPOS. *Leach.* TERMES. *Linn., De Geer.* PSOCUS. *Fabr., Latr.* PEDICULUS. *Geoff.*

Wings none.

Sp. 1. *Atr. lignaria.*

Termes pulsatorium. *Linn.* *Atropos lignaria.* *Leach.*

Inhabits old books, and the paper on walls, often beating like a watch.

Order XIII. HYMENOPTERA.

Order HYMENOPTERA, *Linn., Latr., Lam., Cuv., Leach.*Class PIEZATA. *Fabricius.**Characters of the Order.*

Wings nervured (the areolæ large and unequal in size), the inferior ones smaller than the upper: *anus* of the female with an oviduct.

Section I. TEREBRANTIA.

Oviduct lamelliform or filiform; in a few resembling a sting and valved; the vagina bivalve, received in a canal beneath, before the anus: the valves compressed, in some compressed-lamelliform, in others elongate-cylindric, setaceous.

Division I.—*Abdomen united to the thorax along its whole breadth, without any distinct peduncle.*

Fam. I. TENTHREDINIDÆ. *Leach.*TENTHREDINETÆ. *Latrille.*

Abdomen sessile: *oviduct* composed of two lamellæ which are serrated: *mandibles* more or less long, terminated by two strong teeth: *wings* with the marginal cells complete: *labrum* distinct.

LARVÆ with membranaceous feet.

In the third volume of the *Zoological Miscellany* Dr. Leach has given an excellent essay on this very interesting family of insects. "The object of which is to give the external character of the genera of this family, to enable the student to distinguish them without examining the parts of the mouth."

STIRPS 1.—*Antennæ* short and clavated; with the third joint very long: *superior wings* with two marginal and three submarginal cells.

→ Genus 400. CIMBEX *Oliv., Fabr., Spinoli, Latr., Leach.* TENTHREDO. *Linné, Jurine, Panz., De Geer.* CRABRO. *Geoffroy.* CLAVELLARIA. *Lamarck.*

Body slightly hairy: *abdomen* with the first articulation (of the male especially) on the upper part emarginated: the four posterior thighs of the male very thick, of the female simple; *tarsi* of the male with the last joint on the under part with a small horn or protuberance.

Sp. 1. *Cim. europæa.* Head and thorax black: abdomen blueish-black; the apex only yellow or ferruginous: antennæ and tarsi yellow: femora and tibiæ blueish-black: wings brownish at the apex.

Tenthredo femorata. *Linné, Panzer.* *Cimbex femorata.* *Fabr., Latr.* *Crabro lunulatus.* *Fourc.* *Cimbex europæa.* *Leach.*

Inhabits Europe: is rare in Britain, but has been taken near Dartford in Kent, and at Windsor.

↳ Genus 401. TRICHIOSOMA. *Leach, Zool. Misc.* vol. iii.

Body hairy; *abdomen* with the first articulation (especially in the male) but slightly emarginated, the four posterior *thighs* dentated (in the male thick).

Sp. 1. *Tri. sylvaticum*. Black, and slightly shining: *abdomen* of a dull yellow or brownish, the base and apex black: *femora* blueish-black: *tibiæ* and *tarsi* yellowish: *wings* with the apex brownish.

Inhabits woods near London, but is rare.

↳ Genus 402. CLAVELLARIA. *Lamarck, Leach.*

Body hairy or but slightly hairy: *abdomen* with the first articulation scarcely marginated: *femora* of the four posterior *legs* without dentations (of the male thickened).

Sp. 1. *Cl. marginata*. Black; apex of the *antennæ*, *tibiæ*, and *tarsi* yellow: *abdomen* with the margins of the posterior segments white. *Tenthredo marginata*. *Linna., Panz.* *Cimbex marginata* of authors.

Inhabits woods in Europe: and has once occurred at Windsor.

Genus 403. ZARFA. *Leach.*

Eyes of the male joining at the posterior part.

Sp. 1. *Zar. fasciata*. Black; *tibiæ* and *tarsi* yellow, the superior *wings* with a brownish band (*abdomen* of the female with the base white).

Tenthredo fasciata. *Linna., Panz.* *Cimbex fasciata* of authors.

Inhabits woods: is rare in Britain.

Genus 404. ABIA. *Leach.*

Abdomen of the male with an elongated, silky spot on the posterior part: *eyes* of the male nearly joining.

Sp. 1. *Abia nigricornis*. *Antennæ* black: *wings* from the middle to the apex with light brown spots: *feet* light red; *thighs* black and shining.

Tenthredo nitens (female). *Linna.* *Cimbex sericea*, var. *Fabr.* *Abia nigricornis*. *Leach.*

Inhabits woods.

Sp. 2. *Abia sericea*.

Tenthredo sericea. *Linna.*

Inhabits woods and furze on heaths.

Genus 405. AMASIS. *Leach.*

Body without spots: *abdomen* with the first articulation undivided.

Sp. 1. *Am. læta*. Back of the *abdomen* pale yellow, the first segment wholly black: *wings* at the base blackish.

Tenthredo læta. *Fabr., Panz.* *Cimbex læta* of authors. *Amasis læta*. *Leach.*

Inhabits England and Germany. It has once occurred near Bristol.

STIRPS 2.—*Antennæ* of a moderate length, composed of three articulations, filiform, the last joint increasing towards the apex (in the males ciliated or furcated): *wings* with one marginal and three submarginal cells: *body* short, and increasing towards its apex.

Genus 406. HYLOTOMA. *Fabr., Leach.*

Upper wings with the marginal cell emitting a small branch: *antennæ* of the male ciliated: *tibiæ*, the four hinder ones furnished with a spine situated near the middle on the inner side.

Larva with fourteen spurious feet.

Sp. 1. *Hyl. pilicornis*. Body bluish-black: wings at the apex clouded: feet black, with white bands: antennæ rather lengthened, black and ciliated: the third submarginal cell increasing towards the apex.

Length of the body $2\frac{1}{2}$ lines, expansion of the wings 6 lines.

Found in Coombe Wood, Surry, by Mr. Stephens.

Obs.—Of this genus we have several indigenous species.

Genus 407. CRYPTUS. *Jurinc, Leach.*

Upper wings without the branch to the marginal cells: *antennæ* of the male divided and ciliated: the whole of the *tibiæ* simple.

Sp. 1. *Cryp. Villersii*. Bright yellow: head, antennæ, (and thorax of the male) black: wings brownish and transparent.

Tenthredo furcata. *Vill. Ent. 3. 86. t. 7. f. 16. ♂ f. 17. ♀*.—*Panz. Faun. Insect. Germ. 46. 1. Tenthredo Rubi Idæi. Illig., Rossi, Fn. Etr. 2. 31. Hylotoma furcata. Fabr., Latr., Spinol., Klug. Cryptus furcatus. Jurinc. Cryptus Villersii. Leach, Zool. Misc. vol. iii. 124.—♀ Hylotoma Angelicæ. Fabr. Syst. Piezat. 25.—Klug, Berl. Mag. 1814, p. 302. Tenthredo melanocephala. Panz.*

Inhabits France, Germany, and Italy. In England it is very rare.

STIRPS 3.—*Antennæ* short, with nine or ten articulations, increasing in thickness in the middle, but ending in a point, the third articulation longer than the fourth: *body* short, and increasing towards the apex.

Genus 408. MESSA. *Leach.*

Upper wings with one marginal and four submarginal cells: *antennæ* with nine joints.

Sp. 1. *Messa hortulana*.

Tenthredo hortulana. Klug. Messa hortulana. Leach.

Inhabits

Genus 409. ATHALIA. *Leach.*

Upper wings with two marginal and four submarginal cells: *antennæ* with ten joints.

Sp. 1. *Ath. spinarum*. 2. *Ath. Rosæ*. 3. *Ath. annulata*. 4. *confusa*.

Genus 410. SELANDRIA. *Leach. TENTHREDO, Fam. I. Klug.*

Upper wings with two marginal and four submarginal cells: *antennæ* with nine joints.

Sp. 1. *Sel. serrea*. 2. *Sel. cineripes*. 3. *Sel. ovata*.

Genus 411. FENUSA. *Leach.* TENTHREDO, *Fam. II. †. Klug.*
Upper wings with two marginal and three submarginal cells: antennæ composed of nine joints.

Sp. 1. *Fen. pumila.*

Tenthredo pumila. Klug. Fenusa pumila. Leach.

STIRPS 4.—*Antennæ* composed of nine joints, moderately long: *body* moderately long: *upper wings* with two marginal cells.

Genus 412. ALLANTUS. *Panz., Jurine, Leach.* TENTHREDINES ALLANTI. *Klug.*

Upper wings with four submarginal cells: antennæ with the third joint longer than the fourth.

Sp. 1. *All. semivincta.* 2. *All. notha.* 3. *All. zonata, &c.*

Genus 413. TENTHREDO. *Leach.* TENTHREDINES ALLANTI. *Klug.*

Upper wings with four submarginal cells: antennæ with the third joint of the same length with the fourth.

Sp. 1. *Tenth. Rapæ.* 2. *Tenth. dimidiata.* 3. *Tenth. nasata, &c.*

Genus 414. DOSYTHEUS. *Leach.* TENTHREDINES DOLERI. *Klug.*

Upper wings with three submarginal cells: antennæ with the first joint short, the third longer than the fourth.

Sp. 1. *Dos. Flantriæ.* 2. *Dos. Junci, &c.*

Genus 415. DOLERUS. *Jurine, Latrille, Leach.* TENTHREDINES DOLERI. *Klug. DOLERUS. Jurine.*

Upper wings with three submarginal cells: antennæ with the first joint short; the third and fourth of equal length.

Sp. 1. *Dol. opacus.* 2. *Dol. Gonagra, &c.*

Genus 416. EMPHYTUS. *Leach.* TENTHREDINES EMPHYTI. *Klug.*

Upper wings with three submarginal cells: antennæ with the first and second joints equal; third and fourth equal.

Sp. 1. *Emph. cincta.* 2. *Emph. cerca.* 3. *Emph. tibialis, &c.*

STIRPS 5.—*Superior wings* with but one marginal cell: *body* short; of the males narrower towards the apex: antennæ simple, nine-jointed, slightly ciliated, gradually increasing in the middle, and decreasing towards the apex.

Dr. Leach has observed that from the shortness of the body, the one marginal cell, &c. it is probable that this is nearly allied to the second stirps.

Genus 417. CRÆSUS. *Leach.*

Upper wings with four submarginal cells: antennæ in both sexes longer than the body (especially in the females) with very short ciliæ: posterior tarsi with the first joint elongated and compressed.

Sp. 1. *Cræs. septentrionalis*.

Nematus Septentrionalis. *Jurine, Latr., Leach.* Cræsus Septentrionalis. *Leach, Zool. Misc.* vol. iii. p. 129.

Inhabits woods.

Genus 418. NEMATUS. *Leach.*

Superior wings with four submarginal cells: *antennæ* simple, nine-jointed; longer than the body in the males, the last articulation generally increasing, or internally a little produced: *tarsi* simple.

Sp. 1. *Nem. niger.* 2. *Nem. luteus.* 3. *Nem. lucidus,* &c.

Genus 419. CLADIUS. *Leach.*

Upper wings with three submarginal cells: *antennæ* of the same length as the body or scarcely longer; of the males with very long ciliæ; the 3d, 4th, and 5th joints from the apex, or the 6th and 7th (especially) a little produced; the third joint from the base with a small protuberance: *tarsi* simple.

Sp. 1. *Cla. difformis.*

Inhabits England, but is rare; it has occurred at Coombe Wood in Surry, and near Bristol.

STIRPS 6.—*Antennæ* with many articulations; *body* rather depressed: *wings* with two marginal and four submarginal cells.

Genus 420. TARPA. *Fabr., Klug, Leach.* MEGALODONTES. *Latr., Spinola.* DIPRION. *Schrank.*

Tibiæ, the four posterior armed on the inside with two spurs or spines.

Obs.—Abdomen with the posterior part of the first articulation with a membranaceous margin; the membrane pale.

Sp. 1. *Tar. Fabricii.* Black; head with two spots on the inner margin between the eyes: thorax with the anterior part angular; two stripes near the scutellum, and punctured; the membrane of the abdomen with two fasciæ, and a puncture on each side: anus with a white band: *antennæ* brown; the first two joints black: feet yellow; base of the *coxæ* of the four anterior feet black.

Tarpa Fabricii. *Leach.*

Length of the body 7 lines; expansion of the wings $12\frac{1}{4}$ lines. In the museum of Dr. Leach.

Sp. 2. *Tar. Klugii.* Black, with three spots between the eyes; those placed on the margin of the eyes broken: thorax with the anterior margin divided; two stripes near the scutellum, and punctured: abdomen with the 1st, 4th, 5th, 6th, 7th, and 8th joints at the posterior margins, with two yellow bands: *antennæ* with the second and last joint black, the others brown; feet reddish brown; *tibiæ* yellow; thighs of the four anterior legs black at their base.

Tenthredo cephalotes. *Fabr. Ent. Syst.* 2. 111. *Tarpa cephalotes.* *Fabr. Syst. Piezat.* 19. *Tarpa plagiocéphala.* *Klug, Berl. Mag.* 1808, 270. t. 8. *Tarpa Klugii.* *Leach, Zool. Misc.* iii. 131. †

Length of the body 5—5 $\frac{3}{4}$ lines, expansion of the wings 10—11 lines. Inhabits Germany and England: in the latter it is very rare, and has only been found near Bristol.

Genus 421. LYDA. *Fabr., Spinol., Klug., Leach.* PAMPHILIUS.

Latr., Leach, Edinb. Encycl. vol. ix. 141. CEPHALEIA. *Jurine*
Tibiæ, the four posterior furnished on the inside with a single spine near the middle and a double one beneath.

Larva with no spurious feet.

Lydæ. *Klug.*

Sp. 1. *Lyda Betulæ.* 2. *Lyda erythrocephala, &c.*

Genus 422. LOPHYRUS. *Latr., Leach.* PTERONUS. *Jurine.* HY-
LOTOMA. *Fabr.* TENTHREDO. *Linn., De Geer, Oliv., Lam.,*
Panz.

Antennæ pennated in the males; serrated in the females: *superior wings* with one marginal and three submarginal cells: *mandibles* tridentate.

Sp. 1. *Loph. Pini.*

Inhabits Europe: is very rare in Britain.

Fam. II. XIPHYDRIADÆ. *Leach.*

Abdomen sessile: *oviduct* composed of two lamellæ, which are serrated: *mandibles* more or less long, terminated by two strong teeth: *wings* with the three marginal cells complete: *labrum* obscure.

Larvæ with scaly feet, or at least not membranaceous.

Genus 423. CEPHUS. *Latr., Fabr., Panz., Leach.* SIREX. *Linn.*
ASTATUS. *Klug.* TRACHELUS. *Jurine.*

Mandibles exerted, longer than wide: *neck* long: *oviduct* exerted: *antennæ* inserted in the front between the eyes, gradually thicker externally.

Sp. 1. *Cephus pygmaeus.* *Latr.*

Inhabits flowers in fields and hedges.

Genus 424. XIPHYDRIA. *Latr., Fabr., Panz., Leach.* SIREX.
Linn.

Mandibles exerted, longer than wide: *neck* long: *oviduct* exerted: *antennæ* setaceous, inserted above the clypeus.

Sp. 1. *Xiph. Camelus.*

Inhabits willow grounds.

Fam. III. UROCERIDÆ. *Leach.*

Abdomen sessile: *oviduct* filiform, exerted, or inclosed in a groove beneath the abdomen: *mandibles* short.

Genus 425. ORYSSUS. *Latr., Fabr., Jurine, Lam., Klug, Panz.,*
Leach. SPIEX. *Scopoli.*

Mandibles with their internal edge not dentated: *maxillary palpi* long and pendulous: *antennæ* filiform, compressed, inserted under the anterior margin of the clypeus: *superior wings* with one marginal cell,

and two submarginal, the last incomplete: *oviduct* capillary, hidden in a longitudinal groove.

Sp. 4. *Orys. coronatus*.

Oryssus coronatus. *Fabr., Latr., Coquebert, Leach.* *Oryssus Vespertilio*. *Klug, Panz.* *Sphex abietina*. *Scopoli.*

Inhabits sandy places: taken by Dr. Leach in Darent wood in July.

Genus 426. UROCERUS. *Geoff., Oliv., Lam., Latr., Leach.* SIREX. *Linn., Fabr., Jurine, Panz.*

Mandibles dentated on their internal edge: *maxillary palpi* very small: *labial palpi* terminated by a very thick, hairy joint: *antennæ* gradually narrowing externally, inserted in the front, longer than the thorax: *superior wings* with two marginal and two submarginal cells complete: *abdomen* terminating in a point: *oviduct* exerted, composed of three parts, the outer ones valviform.

Sp. 1. *Uro. Gigas*. (*Pl. 3, fig. 3.*)

Sirex Mariscus. *Fabr.*(Male). *Sirex Gigas* *Linné.* *Fabr., Latr.* (Female).

Inhabits Europe: is rare in Britain.

Division II.—*Abdomen united to the thorax by a peduncle.*

Fam. IV. EVANIADÆ. *Leach.*

EVANIALES. *Latreille.*

Inferior wings with very distinct nervures: *antennæ* with 13 or 14 joints.

Genus 427. EVANIA. *Fabr., Oliv., Lam., Jurine, Panz., Leach.*

SPIEX. *Linn.* ICHNEUMON. *De Geer.*

Abdomen very small, much compressed, triangular or ovoid; abruptly pedunculated and inserted behind the metathorax.

Sp. 1. *Ev. appendagaster*. *Fabr., Latr.*

Found near Bristol and Swansea, but is very rare.

Genus 428. FCENUS. *Fabr., Latr., Jurine, Panz., Leach.* ICH-

NEUMON. *Linn., Geoff., De Geer.* GASTERUPTION. *Latr.* (obsolete).

Neck elongate: *hinder tibiæ* clavate: *abdomen* a lengthened club.

Sp. 1. *Fæn. Jaculator*.

Fænus Jaculator. *Fabr., Panz., Latr., Leach.* *Ichneumon Jaculator*.

Linn.

Inhabits woods and hedges.

Fam. V. ICHNEUMONIDÆ. *Leach.*

ICHNEUMONIDES. *Latreille.*

Abdomen attached to the thorax by a part of its transverse diameter: *inferior wings* with very distinct nervures: *antennæ* with 21 joints or more: *mandibles* bidentate, or notched at their extremity.

Division I.—*Abdomen with five very distinct segments.*

Subdivision 1.—*Superior wings with the first submarginal cell very large, the two discoidal cells situated longitudinally, one above the other.*

Genus 429. ICHNEUMON. Latr., Leach.

Maxillary palpi with very unequal joints; *oviduct* with its base not covered by a large scale, exerted.

[This Genus consists of several natural genera; but the characters are obscure, and are not yet fully understood. The following divisions are proposed by Latreille, who has submitted these insects to a scrupulous and daily investigation.

DIVISION A.

Abdomen but little or not at all compressed.

Subdivision a.

Extremity of the abdomen of the female compressed and obliquely truncated; *oviduct* exerted.

1. * *Abdomen* cylindrical, with a very short peduncle.

GENUS PIMPLA of Fabricius.

2. ** *Abdomen* somewhat ovoid, with the peduncle long, slender, and arcuate.

GENUS CRYPTUS of Fabricius.

Subdivision b.

Extremity of the abdomen of the female slightly compressed, not obliquely truncated: *oviduct* scarcely prominent or exerted.

3. * *Abdomen* cylindrical, almost sessile.

GENUS METOPIUS of Panzer. PELASTES of Illiger.

4. ** *Abdomen* almost fusiform or cylindrical, gradually narrower towards the base; the peduncle not slender or arcuate.

GENUS ALOMYA of Panzer.

5. *** *Abdomen* ellipsoid or ovulate, with the peduncle slender and arcuate.

GENUS ICHNEUMON of Fabricius.

DIVISION B.

Abdomen very much compressed.

6. * *Apex* truncate in the females.

GENUS OPIION of Fabricius.

7. ** *Abdomen* with the apex pointed.

GENUS BANCHUS of Fabricius.]

Subdivision 2.—*Superior wings with the first submarginal cell small, or of a moderate size; the two discoidal cells placed in a transverse line by the side of each other.*

Genus 430. BRACON. *Jurine, Fabr., Panz., Illiger, Spinoli, Latr., Leach.* ICHNEUMON. *Linn., Scopoli, Schrank.* VIPIO. *Latr.* (rejected name.)

Mouth produced into a rostrum: *superior wings with the two first submarginal cells nearly equal, square.*

Sp. 1. *Br. Desertor.*

Bracon Desertor. *Fabr., Latr., Leach.*

Inhabits woods.

Division II.—*Abdomen almost inarticulate, with but three distinct segments.*

Genus 431. SIGALPHUS. *Latr., Spinoli, Leach.* SPHÆROPYX. *Hoffmansegg.* CRYPTUS. *Fabr.* ICHNEUMON. *Fabr.* CHELONUS. *Jurine, Panz., Illiger.* BRACON. *Jurine.*

Sp. 1. *Sig. Irrorator.*

Sigalphus Irrorator. *Latr., Leach.* Cryptus Irrorator. *Fabr.*

Inhabits —————.

Fam. VI. DIPLOLEPIDÆ. *Leach.*

DIPLOLEPARIÆ. *Latreille.*

Abdomen inserted to the thorax by a part only of its transverse diameter: inferior wings without distinct nervures: body not contractile into a sphere: abdomen compressed or depressed, scarcely pedunculated: oviduct filiform: palpi very short: antennæ filiform, straight, from 13 to 16 joints.

Genus 432. DIPLOLEPIS. *Geoff., Oliv., Panz., Illig., Leach.* CYNIPS. *Linné, Scopoli.*

Abdomen with the inferior part compressed, triangular-ovoid: antennæ filiform, joints cylindric.

Sp. 1. *Dip. Quercus-folii.*

Cynips Quercus-folii. *Linné.* Diplolepis Quercus-folii. *Latr.*

Inhabits the oak.

Genus 433. FIGITES. *Latr., Jurine, Leach.* CYNIPS. *Rossi.*

Abdomen with its inferior part compressed, triangular-ovoid: antennæ moniliform, thicker towards their extremities.

Sp. 1. *Fig. scutellaris.*

Figites scutellaris. *Jurine, Latr.* Cynips scutellaris. *Rossi.*

Inhabits France and England.

Fam. VII. CYNIPSIDÆ. *Leach.*

CYNIPSERÆ. *Latreille.*

Abdomen attached to the thorax by a part only of its transverse dia-

meter: *inferior wings* without distinct nervures: *body* not contractile into a ball: *abdomen* compressed or depressed: *oviduct* filiform: *palpi* very short: *antennæ* broken, clavate, or gradually thicker externally, from six to twelve-jointed: *hinder feet* formed for leaping.

STIRPS 1.—*Hinder tibiæ* arcuated.

Genus 434. CHALCIS. *Fabr., Oliv., Panz., Jurine, Illig., Latr., Leach.* SPHEX. *Linne.* VESPA. *Linne.*

Abdomen ovoid-triangular, not sessile, terminated by a point: *superior wings* not folded, with the marginal and submarginal cells none, or obliterated: *maxillary palpi*, with the last joint but one shorter than the one before it.

Sp. 1. *Chal. clavipes.* (*Pl. 3, fig. 6.*)

Inhabits Europe. Is found on aquatic plants in Battersea fields in the month of June.

STIRPS 2.—*Hinder tibiæ* straight.

Genus 435. CYNIPS. *Geoff., Schæff., Fabr., Oliv., Walck., Latr., Leach.* ICHNEUMON. *Linne.*

Antennæ with cylindric joints: *abdomen* compressed; *oviduct* exerted.

Sp. 1. *Cyn. caprea.*

Inhabits?

Fam. VIII. CHRYSIDIDÆ. *Leach.*

CHRYSIDIDES. *Latreille.*

Abdomen attached to the metathorax by a portion only of its transverse diameter: *inferior wings* without distinct nervures: *body* not contractile into a ball.

STIRPS 1.—*Abdomen* semicylindric or semicircular, with five segments in the male, and four in the female: *thorax* attenuated in front, divided transversely by four segments.

Genus 436. CLEPTES. *Latr., Fabr., Panz., Jurine, Illiger, Spinoli, Leach.* SPHEX. *Linne, Vill.* CHRYSIS. *Oliv.* VESPA. *Geoff.* ICHNEUMON. *Rossi, Walck.*

Sp. 1. *Cle. semi-aurata.* *Fabr., Latr.*

Inhabits sand-banks.

STIRPS 2.—*Abdomen* semicylindric, truncated or rounded behind, often dentated, composed of three, sometimes of four joints: *thorax* semicylindric, divided by three transverse sutures: *metathorax* with the middle not elongated into a scutellum.

Subdivision 1.—*Metathorax with the middle produced into a scutellum.*

* *Abdomen with the second segment larger than the others: palpi many-jointed.*

Genus 437. ELAMPUS. *Spinoli, Latr., Leach.* CHRYSIS. *Fabr., Jurine.* HEDYCHRUM. *Panz., Lepeletier.*

Mandibles dentated: *abdomen* terminated by an obtuse point; the second segment larger than the others.

Sp. 1. *El. Panzeri.*

Elampus Panzeri. *Spinoli.* *Chrysis Panzeri.* *Fabr.*

Inhabits walls. Taken at Exeter by Dr. Leach.

Subdivision 2.—*Metathorax with the middle not elongated into a scutellum.*

** *Abdomen with the third or fourth segment larger than the others: palpi two-jointed (and very small).*

Genus 438. CHRYSIS of authors. VESPA. *Gcoff.*

Mandibles with one tooth on their internal edges: *abdomen* semicylindric, elongate; the last segment abruptly divided by an impression, with a transverse row of impressed dots.

Sp. 1. *Chr. ignita.* (*Pl. 3. fig. 7.*)

Inhabits sand-banks, posts, and walls. We have several species in this country that have been confounded with *Chr. ignita*, &c.

Genus 439. HEDYCHRUM. *Latr., Panz., Spin.* CHRYSIS, *Linu., Fabr., Illig., Lamarek.*

Mandibles bidentate on their internal edge: *abdomen* semicircular, with the extremity rounded; all the segments united.

Sp. 1. *Hed. auratum.*

Chrysis aurata. *Fabr.* *Hedychrum auratum.* *Leach.*

Inhabits sand-banks.

Section II. ACULEATA.

Oviduct none: *sting* or *aculeus* in the females having a communication with poisonous glands: *abdomen* attached to the thorax in all by a part only of its transverse diameter.

DIVISION 1.—*Hinder feet not polliniferous; their tarsi with the first joint cylindric, not much larger than the others, nor much compressed.*

LARVÆ omnivorous.

Subdivision 1.—*Ocelli or stigmata not distinct. Wings often wanting in the females and neuters.*

FAM. IX. FORMICÆ. *Leach.*

FORMICARÆ. *Tatreille.*

Abdomen with a peduncle abruptly formed, with a scale on two knots:

antennæ thicker towards their extremities, the first joint very long, more so in the females and neuters: *labrum* large, perpendicular, corneous.

These insects live in societies consisting of vast numbers. The males and the females are furnished with wings, the neuters being apterous.

Huber has written a work on the œconomy of these animals.

Genus 440. FORMICA of authors. LASIUS. Fabr.

Peduncle of the abdomen formed of one simple scale: *sting* not punctorious: *poisonous glands* in the female and neuters: *antennæ* inserted in the front.

Sp. 1. *For. herculanæ*.

Formica herculanæ. Latr., Leach.

Inhabits woods, building a large nest with bits of sticks.

Fam. X. MUTILLADÆ. Leach.

MUTILLARIÆ. Latreille.

Head large: *abdomen* somewhat conic or ovoid: *tibiæ* spinose: *maxillary palpi* as long or longer than the *maxillæ*: *antennæ* filiform, inserted in the middle of the face, longer than the head, the first joint not receiving the second: *superior wings* with three submarginal cells.

The insects of this family are solitary. The males are winged, the females apterous, and there are no neuters.

Genus 441. MUTILLA. Linn., Fabr., Panz., Jurine, Illig., Spinola, Leach. SPHEX. De Geer. APIS. Christus, Harris.

Abdomen (of both sexes) ovoid and convex; the second segment large, somewhat campanulated: *thorax* of the females cubical, with no transverse sutures.

Sp. 1. *Mut. Europæa*. Linn., Fabr., Panz., Latr., Leach.

Inhabits sandy places.

Genus 442. MYRMOSA. Latr., Jurine, Panz., Leach. MUTILLA. Rossi. HYLÆUS. Fabr.

Abdomen depressed, elliptic in the males, conic in the females: *thorax* composed of two segments, the anterior segment transverse.

Sp. 1. *Myrm. melanocephala*.

Myrmosa melanocephala. Latr., Leach.

Inhabits —————

Subdivision 2.—*Ocelli distinct, smooth: wings never wanting.*

Fam. XI. SCOLIADÆ. Leach.

SCOLIETÆ. Latreille.

Thorax with the first segment transverse-quadrate, or forming an arc: *feet* short, or moderately long; the hinder ones thick, spinulose, or

strongly ciliated: *antennæ* shorter than the head and trunk: *superior wings* with the marginal cell detached from the apex, not doubled longitudinally: *maxillary palpi* long; with the joints very unequal.

Genus 443. TIPHIA. *Fabr., Panz., Illig., Jurine, Spinola, Leach.*
SPHEX. *Scopoli, Christus.* BETHYLLUS. *Panzer.*

Mandibles without teeth: *antennæ* shorter than the thorax in both sexes, the first joint obconic: *abdomen* ovate.

Sp. 1. *Tiph. femorata.*

Inhabits flowers, and sandy situations.

Fam. XII. SAPYGIDÆ. *Leach.*

Thorax with the first segment forming an arch, or a transverse square: *feet* moderate, or short, slender, not strongly ciliated or spined: *antennæ* in both sexes as long as the head and trunk: *superior wings* with the marginal cell not remote, not folded longitudinally.

Genus 444. SAPYGA. *Latr., Jurine, Klug, Illig., Spinola, Leach.*
APHIS. *Lin.* VESPA. *Geoff.* HELLUS. *Fabr., Panz.* SPHEX.
Villers.

Mandibles very strong, trigonate, many-toothed: *antennæ* thicker towards their extremities.

Sp. 1. *Sap. sexpunctata.*

Sapyga sexpunctata. *Leach.* *Hellus sexpunctatus.* *Fabr.*

Inhabits palings.

Fam. XIII. POMPILIDÆ. *Leach.*

POMPILII. *Latreille.*

Thorax with the first segment forming an arch, or a transverse square: *feet* long; the hinder ones as long as the head and trunk: *antennæ* slender, formed of elongate and slightly serrated joints: *superior wings* not folding longitudinally.

STIRPS 1.—*Superior wings* with three submarginal cells complete.

Genus 445. POMPILUS. *Latr., Leach.*

Maxillary palpi longer than the labial ones, with the last joint thicker, conic-obovate; the three last joints nearly equally long: *labrum* inserted under the clypeus: *antennæ* (of the females at least) with their points convoluted.

Obs.—This is an artificial genus, and contains several natural genera.

Sp. 1. *Pom. annulatus.*

Pompilus annulatus. *Latr., Fabr., Leach.*

Inhabits _____

Genus 446. CEROPALES. *Latr., Fabr., Jur., Panz., Spinola, Leach.* EVANIA. *Oliv., Villers, Rossi, Cuvier.*

Maxillary palpi pendulous, longer than the labial ones; the three last

joints equally long, the last joint thicker, conic-obovate: *labrum* entirely exerted, entering to the anterior margin of the clypeus: *antennæ* (in both sexes) thick, rigid, with the middle arcuated, not convoluted.

Sp. 1. *Cer. maculata*.

Ceropales maculata. *Fabr., Latr., Leach.*

Inhabits _____

STIRPS 2.—*Superior wings* with two complete submarginal cells.

Genus 447. APORUS. *Spinola, Latr., Leach.*

Superior wings with the second submarginal cell receiving two recurrent nervures.

Sp. 1. *Apo. unicolor*.

APORUS unicolor. *Spinola, Latr., Leach.*

Inhabits _____

Fam. XIV. SPHECIDÆ. *Leach.*

Thorax with the first segment transverse-linear: *feet* long; the hinder ones as long as the head and trunk: *ocelli* distinct: *superior wings* not folding longitudinally: *mandibles* with their internal edge denticulated.

Genus 448. AMOPHILA. *Kirby, Latr., Leach.* SPHEX. *Linnaeus, De Geer, Panz., Lamarck, Cuv., Jurine, Illig., Spinola.* PEP-
SIS. *Fabr., Spinola.* MISCUS. *Jurine.*

Antennæ inserted about the middle of the face: *maxillæ and labrum* much longer than the head, bent in the middle: *palpi* very slender, with cylindric joints.

Sp. 1. *Amoph. sabulosa*.

Sphex sabulosa. *Linnaeus.* Amoph. sabulosa *Kirby, &c.*

Inhabits sandy places.

Genus 449. SPHEX. *Linnaeus, Fabr., Cuv., Lam., Jur., Illig., Leach.*
ICHNEUMON. *Geoff.* APIS. *Linnaeus.* PRO-APIS. *De Geer.* PEP-
SIS. *Fabr., Spinola.*

Antennæ inserted about the middle of the face: *maxillæ and labrum* scarcely longer than the head, and bent towards their extremities: *maxillary palpi* with all the joints elongate and obconic.

Sp. 1. *Sphex flavipennis*.

Pepsis flavipennis. *Fabr.* Sphex flavipennis. *Latr., Leach.*

Inhabits sandy places.

Genus 450. DOLICHURUS. *Latr., Leach.* PISON. *Jurine.* POM-
PILUS, *Spinola.*

Antennæ inserted at the mouth (at the base of the clypeus?): *maxillary palpi* setaceous, longer than the labial ones.

Sp. 1. *Dol. ater*.

Pompilus corniculatus. *Spinola*. Dolichurus ater. *Latr.*, *Leach*.
Inhabits _____

Fam. XV. LARRADÆ. *Leach*.

LARRATÆ. *Latrcille*.

Thorax with the first segment transverse-linear: *feet* short, or moderately long: *labrum* entirely concealed, or but very obscure: *eyes* elongate, reaching the hinder margin: *ocelli* very distinct: *antennæ* inserted near the mouth, the first joint obovoid or inserted in the middle of the face: *superior wings* not folding longitudinally.

STIRPS 1.—*Superior wings* with two or three submarginal cells complete.

a. *Eyes* entire, not emarginate. *Mandibles* without an emargination on their internal edge.

* *Antennæ* thicker externally: *eyes* separate.

Genus 451. GORYTES. *Latr.*, *Illig.*, *Spin.*, *Leach*. MELLINUS. *Fabr.*, *Walck*. VESPA. *Linn.*, *Geoff.* SPHEX. *Rossi*. ARPACTUS. *Jurine*, *Panz.* OXYBELUS. *Fabr.*

Antennæ inserted below the middle of the face: *mandibles* unidentate: *superior wings* with the second submarginal cell sessile.

Sp. 1. *Gor. quinquecinctus*.

Gorytes quinquecinctus. *Latr.*, *Leach*.

Inhabits _____.

Genus 452. PSEN. *Latr.*, *Jurine*, *Panz.*, *Illig.*, *Leach*. TRYPOXYLON. *Fabr.*

Antennæ thicker externally, inserted in the middle of the face, towards the front: *eyes* separate: *abdomen* with the peduncle abrupt and short.

Sp. 1. *Psen ater*. *Latr.*

Inhabits posts and sandy places.

** *Antennæ* filiform: *eyes* meeting behind.

Genus 453. ASTATA. *Latr.*, *Spinola*, *Leach*. SPHEX. *Villers*, *Rossi*. DIMORPHA. *Jurine*, *Panz.*, *Illig.*

Antennæ inserted towards the mouth at the base of the clypeus.

b. *Eyes* entire, not emarginate: *mandibles* emarginate on their internal edge.

* *Superior wings* with three submarginal cells.

Genus 454. LARRA. *Fabr.*, *Oliv.*, *Jurine*, *Panz.*, *Spinola*, *Latr.*, *Leach*. LIRIS. *Fabr.*, *Illig.* SPHEX. *Villers*, *Rossi*.

Antennæ filiform: *superior wings* with the third submarginal cell narrow, almost lunate: *mandibles* without a tooth-like process on their internal edge.

Sp. 1. *Lar. ichneumoniformis*.

Larra ichneumoniformis. Panz., Fabr., Latr., Leach.

Inhabits —————.

Genus 455. LYROPS. Illig., Latr., Leach. TACHYTES. Panz.

LARRA. Fabr., Jurine. LIRIS. Fabr. ANDRENA. Rossi.

Antennæ filiform: superior wings with the third submarginal cell narrow, almost lunate: mandibles with a strong tooth on their internal edge.

Sp. 1. *Lar. tricolor*.

Larra tricolor. Fabr. *Tachytes tricolor*. Panz. *Lyrops tricolor*. Leach.

Inhabits —————.

** Superior wings with two submarginal cells.

Genus 456. DINETUS. Jurine, Panz., Illiger, Latr., Leach.

SPIHEX. Schæffèr. POMPHYLUS. Fabr. CRABRO. Rossi.

Antennæ (of the males) moniliform, terminated by elongate, cylindric joints convoluted in the middle: mandibles acutely unidentate on their internal edge: superior wings with the marginal cell appendiculated; the two submarginal cells sessile.

Sp. 1. *Din. pictus*.

Dinetus pictus. Jurine, Panz., Latr., Leach.

Inhabits the vicinity of Windsor, and has been taken near Swansea.

c. *Eyes notched*.

Genus 457. TRYPOXYLON. Latr., Fabr., Panz., Illig., Spinola,

Leach. SPIHEX. Linné, Vill., Cuv., Rossi. APIUS. Jurine.

Superior wings with three submarginal perfect cells; the first distinct, receiving a recurrent nervure; the second obsolete, much smaller, receiving another nervure; the third also obsolete, terminal: abdomen long and gradually pedunculated.

Sp. 1. *Figulus*. Latr.

Inhabits —————.

STIRPS 2.—*Superior wings* with one complete submarginal cell.

Genus 458. OXYBELUS. Latr., Fabr., Panz., Jurine, Illig.,

Spinola, Leach. VESPA. Linné, Villers, Christus. SPIHEX.

Schæff. CRABRO. Oliv., Rossi.

Antennæ thicker towards their extremities, longer than the head; convoluted, the second joint much shorter than the third: mandibles without teeth at their extremities; tibia spinose: tarsi with large pulvilli.

Sp. 1. *Oxy. uniglumis*.

Vespa uniglumis. Linné. *Oxybelus uniglumis*. Fabr., Latr., Leach.

Inhabits —————.

Fam. XVI. CRABRONIDÆ. *Leach.*CRABRONITES. *Latreille.*

Thorax with the first segment transverse-linear: *feet* short, or moderately long: *labrum* entirely concealed, or but obscure: *eyes* not reaching the hinder part of the head: *ocelli* very distinct: *superior wings* not folded longitudinally: *antennæ* inserted at the mouth, with the first joint cylindrical or conic, or towards the middle of the face.

STIRPS 1.—*Superior wings* with one or two complete submarginal cells.

* *Mandibles* with their extremities bifid. *Superior wings* with but one recurrent nerve.

Genus 459. CRABRO. *Fabr., Oliv., Rossi, Jurine, Panz., Illig., Spinola, Leach.* SPHEX. *Linne, Villers.*

Antennæ with the first joint long and cylindrical: *superior wings* with one complete sub-marginal cell.

Sp. 1. *Cra. cribarius.* *Fabr., Latr.*

Inhabits sand-banks.

Genus 460. STIGMUS. *Jurine, Panz., Illiger, Spinola, Latr., Leach.*

Antennæ with the first joint obconic: *superior wings* with two complete submarginal cells, and two discoidal cells.

Sp. 1. *Stig. ater.*

Stigmus ater. *Jurine, Latr., Leach.*

Inhabits —————?

** *Mandibles* strong, many-toothed: *superior wings* with two recurrent nerves.

Genus 461. PEMPHEDRON. *Latr., Fabr., Spinola, Leach.* CEMONUS. *Jurine, Panz., Illiger.*

Superior wings with the submarginal cell not narrower towards the apex: *antennæ* with the first joint longest, thickest.

Sp. 1. *Pcm. unicolor.*

Pemphebron unicolor. *Latr., Leach.* *Cemonus unicolor.* *Jurine.*

Inhabits —————?

STIRPS 2.—*Superior wings* with three complete submarginal cells.

* *Antennæ* inserted at the mouth, filiform: *clypeus* not trilobate.

Genus 462. MELLINUS. *Fabr., Panz., Jurine, Illig., Spinola, Leach.* SPHEX. *De Geer, Cuv., Vill.* VESPA. *Linne, Rossi, Harris.*

Abdomen distinctly pedunculated: *tarsi* terminated by a thick joint bearing a large pulvillus.

Sp. 1. *Mel. mystaccus.*

Inhabits sand-banks.

* * *Antennæ* thicker towards their extremities, inserted about the middle of the face: *clypeus* trilobate.

Genus 463. CERCERIS. *Latr., Illig., Spinola, Leach.* SPHEX. *Schæffer, Villers, Rossi.* VESPA. *Geoff., Oliv., Harris.* PHILANTHUS. *Fabr., Jurine, Panz.* BEMBEX. *Rossi.* CRAERO. *Rossi.*

Antennæ gradually thicker externally, very much approximating at their base, almost as long as the thorax, the third joint somewhat cylindric: *mandibles* with a tooth in their internal edge: *superior wings* with the second submarginal cell petiolated.

Sp. 1. *Cer. quadricinctus.*

Philanthus quadricinctus. *Fabr., Panz.* *Cerceris quadricinctus.* *Leach.*
Inhabits —————?

Fam. XVII. VESPADEÆ. *Leach.*

VESPARIÆ. *Latreille.*

Superior wings folded longitudinally: *thorax* with the first segment forming an arc, prolonged behind even to the origin of the superior wings: *antennæ* twelve-jointed, with their extremities pointed: *lip* with three glandiferous divisions, or with four long plumose setæ.

STIRPS 1.—*Mandibles* longer than broad, anteriorly meeting like a rostrum: *clypeus* cordiform, with the point porrected, and more or less truncated: *lip* having four glandular points at its extremity, parted into three pieces, the middle one large, and bifid or notched at its extremity: *superior wings* doubled, three submarginal cells complete: *maxillary palpi* six-jointed, not very much shorter than the labial ones.

Genus 464. ODYNERUS. *Latr., Leach.* VESPA. *Panz., Fabr.*
Abdomen ovoid-conic, the second segment broader than the first: *maxillary palpi* with the two or three first joints extending beyond the extremity of the maxillæ: *maxillæ* with the terminal lobe short, short-lance-shaped.

Sp. 1. *Ody. parietinus.*

Vespa parietina. *Fabr.*

Inhabits walls.

STIRPS 2.—*Mandibles* longer than broad, long quadrate, with their extremities obliquely truncated: *clypeus* almost quadrate: *lip* with the intermediate division a little lengthened, cordiform.

Genus 465. VESPA of authors.

Mandibles (at least of the females and neuters) with the second tooth much broader than the two under ones, the upper one obtuse: *clypeus* with the anterior margin broadly truncate, and somewhat emar-

ginate, with a tooth on each side: *abdomen* ovoid-conic, with the base abruptly truncated, and very shortly pedunculated.

Sp. 1. *Vespa Crabro* (hornet). (*Pl.* 8. *fig.* 3.)

Vespa Crabro. Linné, &c.

Inhabits Europe, building its nest in hollow trees.

Sp. 2. *Vespa vulgaris* (common wasp).

Vespa vulgaris of authors.

Inhabits Europe, building its nest in holes under ground.

Sp. 3. *Vespa Britannica.*

Vespa Britannica. Leach, *Zool. Miscel.* vol. i.

Inhabits Britain, and builds a nest suspended from trees.

Division II.—*Hinder feet* pollinigerous; their *tarsi* with the first joint compressed, elongate-quadrate or obtrigonus.

Fam. XVIII. ANDRENIDÆ. Leach.

ANDRENETÆ. Latreille.

LARVÆ pollinivorous.

Lip with the apex subcordate or subhastate, on each side with one auricle; nearly straight, or slightly incurved in some, reflexed in others, shorter than the sheathing tube: *palpi* alike.

STIRPS 1.—*Lip* with the apex dilated, somewhat cordiform.

Genus 466. COLLETES. Latr., Illig., Spinola, Leach. APIS. Linné, Oliv., Villers. ANDRENA. Fabr., Jurinc. HYLÆUS. Cur. EVODIA. Panz. MELITTA. * a. Kirby.

Hinder feet pollinigerous: superior wings with three submarginal cells: *antennæ* with the third joint longer than the second: *abdomen* much elongated, more or less villose: *ocelli* forming a curved line: *tongue* obtuse, the apex bilobate.

Sp. 1. *Col. succincta.* Latr.

Melitta succincta. Kirby. *Evodia calendarum.* Panz.

Inhabits _____.

i. *foeders*

STIRPS 2.—*Lip* with the intermediate process lanceolate, acute.

a. *Lip* when at rest deflexed.

* Superior wings with two submarginal cells.

Genus 467. DASYPODA. Latr., Fabr., Panz., Illig., Spinola, Klug, Leach. ANDRENA. Rossi. APIS. Christus. TRACHUSA. Jurinc. MELITTA. Kirby.

Maxillæ inflexed at their middle, or below, their terminal process triangular-lanceolate, and longer than their palpi: *hinder feet* with the first joint of their tarsi as long or longer than the tibiæ.

Sp. 1. *Das. plumipes.*

Dasygaster plumipes. Panz., Leach. *Melitta Swammerdamella*. Kirby. Inhabits Europe. It was first noticed by the illustrious Swammerdam. They burrow in sandy soil, throwing up a heap of sand without their hole.

** *Superior wings with three submarginal cells, the second small.*

Genus 168. *ANDRENA*. Fabr., Panz., Jurine, Illig., Spinola, Klug, Leach. *APIS*. Linn., Vill. *MELITTA*. ** c. Kirby.

Maxillæ bent at their extremity, their terminal lobe scarcely longer than broad: *hinder feet* with the first joint of their tarsi shorter than the tibiæ: *labium* or lip little elongate, shorter than its palpi.

Sp. 1. *And. nigro-ænea*.

Melitta nigro-ænea. Kirby.

Inhabits the blossoms of willows in the spring.

Obs.—The species of this genus are extremely numerous, and a very large portion of them inhabit Britain. Their proboscis is downy and thick. The hinder legs of the male are furnished with a flocculus at their base, the tibiæ with a thick scopa or brush, and their anus is covered by a fringe of hairs. They nidificate under ground in a light soil, some choosing banks over which bushes are scattered, others bare perpendicular sections, but all seem to prefer a southern aspect. They excavate burrows of a cylindric form, from five inches to nearly a foot or more in depth, of such diameter only as to admit the insect. In making these holes they remove the earth grain by grain, which they throw up on the outside of their holes in the form of a hillock. Some species penetrate in a horizontal, and others in a perpendicular direction. They construct a cell at the bottom of this hole, which they replenish with pollen made into a paste with honey, and in this they deposit their eggs. The pollen they carry in the scopa or brush of their hinder tibiæ, upon the flocculus at the base of the hinder thighs, and on the hairs of the metathorax. When the female has committed her egg to the paste, she very carefully stops the mouth of her hole, to prevent the ingress of ants, or of other insects which might be enemies to the larva.

Genus 469. *CILISSA*. Leach. *MELITTA*. Kirby. *ANDRENA*. Latr., Panz.

Maxillæ bent near their middle, the terminal process very much longer than broad: *lip* elongate, longer than its palpi: *superior wings* with three submarginal cells, the second small.

Obs.—This genus is not only distinguished from *Andrena* by the characters of the lip and maxillæ, but also by having a longer tongue with very minute auricles, and the tops of the valves cultriform.

Sp. 1. *Cil. tricincta*.

Melitta tricincta. Kirby. *Andrena tricincta*. Latr. *Cilissa tricincta*. Leach.

Inhabits —————.

STIRPS 2.—*Lip* with the intermediate division incurved, or nearly straight: *superior wings* in all with three complete submarginal cells.

* *Lip* with the intermediate division nearly straight, not twice the length of the head.

Genus 470. SPHECODES. Latr., Leach. SPHEX. Linné, Villers, Rossi. APIS. Geoff. PROAPIS. De Geer. NOMODA. Fabr. ANDRENA. Oliv., Panz., Jurine, Spinola. DICHROA. Illig., Klug. MELITTA. ** a. Kirby.

Labrum trigonate, of the male entire, of the female generally emarginate: *antennæ* of the males long, almost moniliform, arcuated: *abdomen* with the greater portion smooth.

OES.—The species of *Sphcodes*, at first sight, bear a near resemblance to *Sphex*. They make their nests in bare sections of banks exposed to the sun, and nearly vertical. According to Reaumur, they excavate to the depth of nine or ten inches, and deposit their eggs in a mass of pollen mixed with honey.

Sp. 1. *Sph. gibbus*.

Melitta gibba. Kirby.

Inhabits Europe.

** *Lip* with the intermediate division incurved, longer than the lateral ones, and twice as long or more than the head.

Genus 471. HYLEUS. Fabr., Illig., Spinola, Klug, Leach. APIS. Linné, Villers, Rossi. ANDRENA. Oliv., Panz., Jurine, Spinola. MELITTA. ** b. Kirby. HALICTUS. Latr.

Lip lanceolate, little sericeous: *hinder feet* in both sexes alike: *anus* of the females with a longitudinal groove above.

\ The males of this genus are remarkable for an elongate cylindrical body. The wings of many of the species are beautifully iridescent. They nidificate in bare banks.

Sp. 1. *Hyl. quadri-cinctus*.

Apis 4-cincta. Linné.

Inhabits the vicinity of London, but is rare.

Fam. XIX. APIDÆ. Leach.

Lip with the apex inflected, the intermediate lacinia filiform, and very long: *labial palpi* with the two first joints resembling a compressed seta.

STIRPS 1.—*Hinder tarsi* with the first joint nearly equally broad, or gradually narrowing from the base to the apex, the second joint originating from the middle of its apex.

A. *Palpi alike.*

Genus 472. PANURGUS. *Panz., Spinola, Latr., Leach.* APIS. *Scopoli.* DASYPODA. *Illig., Fabr.* APIS. * a. *Kirby.* ERIOPS. *Klug.*

Mandibles not dentated: *antennæ* straight in both sexes, and subclavate: *superior wings* with two submarginal cells: *ocelli* disposed in a triangle.

Sp. 1. *Pan. Banksianus.*

Apis Banksiana. *Kirby.*

Inhabits —————.

B. *Palpi unequal; the labial palpi setiform.*

a. *Labrum* nearly quadrate, transverse, or not much longer than broad. *Mandibles* tridentate at their points. (*Superior wings* with three submarginal cells.)

Genus 473. CERATINA. *Latr., Jurine, Spinola, Leach.* APIS. *Villers, Rossi, Kirby* (** d. 2 ♂). MEGILLA. *Fabr., Illig.* PROSOPIS. *Fabr.* PITHITIS. *Klug.* CLAVICERA. *Walckenaer.*

Labrum almost quadrate, perpendicular, entire: *antennæ* gradually thickening towards their extremities; the scapus not large.

Sp. 1. *Cer. cærulea.*

Apis cærulea. *Vill.* *Apis cyanea.* *Kirby.*

Inhabits the flowers of the Ragwort.

b. *Labrum* longer than broad, inclined perpendicularly; porrect beneath the mandibles; elongate, quadrate. *Mandibles* strong, porrected, with the apex bidentate in some; trigonate and often multidentate in others.

* *Labial palpi* with the three first joints contiguous; the fourth inserted under the external apex of the third.

Genus 474. CHELOSTOMA. *Latr., Leach.* APIS. *Linné, Vill., Kirby* (** c. 2 γ). HYLÆUS. *Fabr.* ANTHROPHORA. *Illig., Fabr.* ANTHIDIUM. *Panz.* TRACHUSA. *Jurine.*

Mandibles (of the females) arcuated; their apex bidentate or furcate, porrect, internally hairy: *maxillary palpi* three-jointed.

The bodies of the insects composing this genus are very long, slender, and cylindric. The belly of the male, near the anus, is concave, and covered with down, and at its base is a horn or protuberance. When asleep they roll themselves up like an armadillo, the horn or protuberance fitting into the anal cavity. They nidificate in posts and rails. The males usually repose in the centre of a flower.

Sp. 1. *Chc. florissomne*.

Hylæus florissomnis. Fabr., Panz. *Apis florissomnis*. Linn. *Chelostoma florissomne*. Latr., Leach.

Inhabits various flowers in hedges.

The female is *Apis maxillosa* of Linné and Kirby; *Hylæus maxillosus* of Fabricius.

** Labial palpi with the third joint inserted obliquely on the internal side of the second, near to the apex.

Genus 475. HERIADES. Spinola, Latr., Leach. APIS. Kirby (** c. 2 γ). ANTHOPHORA. Fabr., Illig., Klug. ANTHIDIUM. Panz. TRACHUSA. Jurine.

Labial palpi with the second joint longer than the first: body very long, cylindric.

This genus in habit and economy resembles *Chelostoma*.

Sp. 1. *Her. truncorum*.

Heriades truncorum. Spinola, Latr., Leach. *Anthophora truncorum*. Fabr., Illig.

Inhabits

Genus 476. STELIS. Panz., Leach. APIS. Kirby (** c. 1 β). ANTHOPHORA. Illig. MEGACHILE. Latr., Walk. TRACHUSA. Jurine. GYDROMA. Klug.

Labial palpi with the second joint not longer than the first: maxillary palpi two-jointed, the first joint longest: mandibles strong: abdomen convex above, smooth below, and scarcely hirsute.

Sp. 1. *Ste. punctulatissima*.

Inhabits

Genus 477. ANTHIDIUM. Fabr., Panz., Klug, Latr., Leach. APIS. Linn., Geoff., Schæff., Kirby (** c. 2 β). ANTHOPHORA. Illig. MEGACHILE. Walckenaer, Spinola. TRACHUSA. Jurine.

Labial palpi with their second joint not longer than the first: maxillary palpi one-jointed: abdomen of the females, below, very hairy; above, convex, incurved, the base broadly truncate: mandibles broad, multidentate. The anus of the males of this genus is always armed with spines.

Sp. 1. *Anth. manicatum*.

Anthidium manicatum. Panz., Latr., Leach. *Apis manicata*. Kirby, Linné.

Inhabits Europe in gardens.

Genus 478. OSMIA. Panz., Spinola, Latr., Leach. APIS. Linné, Villers, Kirby (** c. 2 δ). ANTHOPHORA. Fabr., Illig., Klug.

Labial palpi with the second joint not longer than the first: maxillary palpi four-jointed: abdomen convex above, hairy beneath in the females: mandibles broad.

Sp. 1. *Osm. cornuta*.

Osmia cornuta. Latr., Leach. *Apis bicornis*. Kirby.

Inhabits Europe. This species selects the hollows of large stones for the purpose of nidificating.

Genus 479. MEGACHILE. Latr., Walck., Spmola, Leach. APIS. Linn., Villers, Kirby (** c. 2 α). ANTHOPHORA. Fabr., Illig., Panzer, Klug. TRACHUSA. Jurinc. XYLOCOPA. Fabr. CENTRIS. Fabr.

Labial palpi with the second joint not longer than the first: *maxillary palpi* two-jointed, the first rather longest: *mandibles* very strong: *abdomen* triangular, flat above, very downy beneath in the females.

“The insects of this genus are well known by the name of *leaf cutters* and *carpenter bees*: their interesting economy having attracted the attention of many naturalists, so early as 1670 it was noticed by Ray, Dr. Lister, Willughby, and Sir Edward King. Linné in this as in many other instances (supposing the economy of a genus to be peculiar to one species only) has confounded several species under the general title of *Apis centuncularis*, and denoted it by the orange-coloured hairs which cover the under side of the abdomen, a character which it possesses along with a great number of species.”

Sp. 1. *Mega. centuncularis*.

Apis centuncularis. Linn., Fourcroy, Klug. *Megachile centuncularis*. Latr., Leach.

Inhabits Europe. Builds its cells with the leaves of roses and of the *Mercurialis annua*.

Genus 480. CÆLIOXYS. Latr., Leach. APIS. Linné, Villers, Kirby (** c. 1 α).

Labial palpi with their second joint not longer than the first: *maxillary palpi* two-jointed, the first double the length of the second: *mandibles* narrow and strong in both sexes: *scutellum* spiny: *abdomen* conic or triangular, very little or not at all downy: *anus* of the males spiny.

Sp. 1. *Cæl. conica*.

Apis conica. Kirby. *Cælioxys conica*. Latr., Leach.

Male

Apis quadripunctata. Linn. *Anthophora quadridentata*. Fabr.

Female

Apis conica. Linn.

Inhabits flowers.

C. *Labrum* a little broader than long, subsemicircular or semioval. *Mandibles* slender, pointed, unidentate on their internal edge. *Abdomen* not polliniferous.

* *Lip* with the lateral divisions shorter than the palpi. *Body* simply pubescent.

Genus 481. *NOMADA*. Scop., Fabr., Illig., Klug, Spinola, Jurine, Panz., Leach. *APIS*. Linné, Villers, Kirby (* b).

Superior wings with three submarginal cells complete: *maxillary palpi* six-jointed.

The history, economy, and mode of nidification of the insects of this genus (all of which are remarkable for the gaiety of their colours) as yet remain a secret. Dr. Leach has strong reasons for suspecting them to be parasitical; and this seems the more probable from their having no instrument for carrying pollen. Their flight is silent, unattended by any hum; they frequent dry banks. Their eyes, whilst living, exhibit through the external reticulated covering a surface of hexagons, which keeps shifting with the light.

Sp. 1. *Nom. ruficornis*.

Apis ruficornis. Linn., Kirby. *Nomada ruficornis*. Fabr., Latr., Leach. Inhabits dry banks and sandy situations.

Genus 482. *EPEOLUS*. Latr., Fabr., Illig., Jurine, Panz., Spinola, Klug, Leach. *APIS*. Linné, Kirby (** b).

Superior wings with three complete submarginal cells: *maxillary palpi* one-jointed.

Sp. 1. *Epeo. variegatus*.

Epeolus variegatus. Fabr., Panz., Latr. *Apis variegata*. Linné.

Inhabits Europe, but is very local in Britain. I once met with this species in abundance in a sand-pit near Bexley, Kent.

** *Lateral divisions of the lip* almost as long as the palpi. *Body* very villose in parts. *Scutellum* spinose. *Superior wings* with three submarginal cells.

Genus 483. *MELECTA*. Latr., Panz., Illig., Spinola, Leach. *APIS*. Linné, Kirby (** a).

Maxillary palpi six-jointed, with five very distinct.

The insects of this genus are supposed to be parasitical.

Sp. 1. *Mel. punctata*. Latr.

Crocisa atra. Jurine. *Apis punctata*. Kirby.

Inhabits Europe. Is common near Swansea in South Wales.

STIRPS 2.—*Lip* with the apex generally hirsute, not inflected.

A. *Hinder feet of the females, with their tibiæ externally, and the first joint of the tarsi very hairy.*

a. *Maxillary palpi with more than four joints. Lip with its lateral divisions as long or longer than the labial palpi. Antennæ of the males very long.*

Genus 484. EUCERA. Scop., Fabr., Latr., Panz., Spinola, Klug, Leach. APIS. Linné, Kirby (** d. 1).

Maxillary palpi distinctly six-jointed: superior wings with two submarginal cells complete.

Sp. 1. *Eu. longicornis.*

Eucera longicornis. Fabr., Panz., Latr., Leach. *Apis longicornis.* Linné, Kirby.

Inhabits banks with a southern aspect.

* *Maxillary palpi with four joints or more. Lip with the lateral divisions shorter than the palpi. Superior wings with three submarginal cells complete: labial palpi setiform.*

Genus 485. ANTHOPHORA. Latr., Spinola, Leach.

Mandibles unidentated within: *maxillary palpi* six-jointed.

Sp. 1. *Anth. retusa.* (Pl. 8. fig. 9.)

Apis retusa. Linné, Kirby. *Lasis pilipes.* Jurine. *Megilla pilipes.* Fabr. *Anthophora hirsuta.* Latr. *Anthophora retusa.* Leach.

Inhabits sandy banks.

Genus 486. SAROPODA. Latr., Leach. MEGILLA. Illig., Panz., HELIOPHILA. Klug. APIS. Kirby.

Mandibles unidentate within: *maxillary palpi* five-jointed.

Sp. 1. *Saro. rotundata.*

Megilla rotundata. Panz. *Saropoda rotundata.* Latr., Leach.

Inhabits flowers on sandy heaths.

B. *Hinder feet with the tibiæ and the first joint of the tarsi shortly hairy.*

* *Hinder tibiæ terminated by two spurs or heels: superior wings with three submarginal cells in all, complete, the last neither linear nor oblique.*

Genus 487. BOMBUS. Latr., Fabr., Illig., Panz., Spinola, Klug, Leach. APIS. Linné, Kirby (** e. 2). BREMUS. Jurine.

Labrum transverse: *proboscis* shorter than the body: *ocelli* disposed in a transverse straight line.

The *Bombi* usually nidificate in cavities beneath the ground, but many of the species (especially those of a fulvescent colour) construct their nest of moss on the surface. The females appear early

in the spring when the willows are in bloom. The males are most abundant in the autumn.

Sp. 1. *Bom. terrestris*.

Bombus terrestris. *Fabr., Latr., Leach.* *Apis terrestris*. *Lin.*

Inhabits Europe.

** *Hinder tibiae without spurs or heels. Superior wings with two or three submarginal cells, the last oblique or linear.*

Genus 488. *APIS* of authors.

Hinder tarsi with their first joint long: *superior wings* with three submarginal cells complete, the last oblique and linear.

Sp. 1. *Apis mellifica* (hive bee).

Apis mellifica of authors.

Inhabits Europe.

Order XIV. RHIIPTERA. *Latr., Leach.*

Order STREPSIPTERA. *Kirby.*

Order HYMENOPTERA. *Rossi.*

“*Xenos*, the genus serving as the type of this singular order of insects, was discovered by Rossi, who referred it without hesitation to the Hymenoptera, and placed it next to Ichneumon. Another genus of the same order was found by Kirby, and was described in his celebrated *Monographia Apum Angliæ* under the name of *Stylops*, with expressions of doubt as to its systematic situation. Latreille soon after received from De Brebisson a species of *Stylops*, and at the end of his *Genera Insectorum et Crustaceorum*, observes, that it seems to disturb our entomological systems, not being referable to any of the established orders. Professor Peck detected a new species of this group in America, and communicated it to Kirby, who considered it to constitute with his *Stylops* a peculiar order of insects, on which he gave a dissertation to the *Linnean Society of London*, which was published in the eleventh volume of their *Transactions*. I adopted the characters that were laid down by this learned entomologist, as well as the name *Strepsiptera*, by which it was designated. Since then Latreille has convinced me that the supposed elytra are but moveable processes attached to the anterior part of the thorax; whereas true elytra arise from the second segment of the trunk, and always more or less cover the wings, which these parts do not touch. Anxious to become acquainted with all the characters of the order, I commenced an examination of the mouth, and was soon convinced that the parts of it were far from being obsolete; but fearing to undertake the dissection, I submitted the specimen to the inspection of Savigny, from whose exact and almost infallible hand and eye I felt confident of gaining the desired infor-

mation. He observed that the mouth contains the whole of the usual parts which, under various modifications, exist in all insects: the mandibles are perfectly distinct from and unconnected with the maxillæ: the maxillæ are inserted behind, and somewhat below the mandibles, whose base they conceal; and the articulation of the labrum is very evident from its semitransparency." *Leach, Zool. Misc.* vol. iii.

Mr. Kirby, in the second volume of his *Monographia Apum Angliæ*, gives the following account of *Stylops Melitta*: "Upon this insect (*Melitta nigro-ænea*) I discovered, last spring, a very singular animal, which seems appropriated to the present genus. I had previously more than once observed upon other species something that I took to be a kind of *Acarus*, which appeared to be immovably fixed just at the inoculations of the dorsal segments of the abdomen; at length, finding three or four upon a specimen of *Melitta nigro-ænea*, I determined not to lose that opportunity of taking one off to examine and describe; but what was my astonishment when, upon my attempting to disengage it with a pin, I drew forth from the body of the *Melitta* a white fleshy larva, a quarter of an inch in length, the head of which I had mistaken for an *Acarus*! After I had examined one specimen, I attempted to extract a second; and the reader may imagine how greatly my astonishment was increased, when, after I had drawn it out but a little way, I saw its skin burst, and a head as black as ink, with large staring eyes and antennæ, consisting of two branches, break forth, and move itself briskly from side to side. It looked like a little imp of darkness just emerging from the infernal regions. My eagerness to set free from its confinement this extraordinary animal may be easily conjectured. Indeed I was impatient to become better acquainted with so singular a creature. When it was completely disengaged, and I had secured it from making its escape, I set myself to examine it as accurately as possible; and I found, after a careful inquiry, that I had not only got a non-descript, but also an insect of a new genus, whose very class seemed dubious." For further information on this Order I must refer the reader to the eleventh volume of the *Transactions of the Linnean Society*, *Sowerby's British Miscellany*, and *Leach's Zoological Miscellany*, vol. iii., all of which contain figures of the insects of this Order.

Order XV. DIPTERA. *Linné, Leach, Latr., &c.*

Class ANTLIATA. *Fabr.*

The insects composing this Order are distinguished from all other insects by the following characters. *Wings* two, naked, unprotected *Halteres* (poisers or balancers) placed behind, and generally beneath

the wings: *head* distinct from the thorax by an evident interval: *proboscis* (rarely wanting) univalve: *tarsi* with two simple nails.

Besides these characters may be noted some others, which are common to almost all dipterous insects. The *mouth* is for the most part furnished with a rostrum having no articulations. *Thorax* composed of but one segment, always distinct from the abdomen.

Fam. I. TIPULIDÆ. *Leach.*

TIPULARIÆ. *Latreille.*

Antennæ with many joints, filiform or setaceous, longer than the head.

STIRPS 1.—*Ocelli* none: *antennæ* very hairy: *eyes* large: *rostrum* tubular and long.

Genus 489. CULEX of authors.

Sp. 1. *Cul. pipiens* of authors (the common gnat). (*Pl.* 9. *fig.* 5.)

Inhabits water in the larva state.

STIRPS 2.—*Ocelli* none: *antennæ* very hairy: *eyes* large: *rostrum* very short, terminated by two lips: *two anterior legs* at a distance from the others.

Genus 490. CORETHRA. *Meig., Illig., Latr., Leach.*

Antennæ fourteen-jointed; the basilar joints conic-ovoid; of the male with fasciculi of hairs; with simple hairs on the females, the two last joints attenuated, elongated.

Sp. 1. *Cor. cuculiformis*. *Meig.*

Inhabits marshy places.

Genus 491. TANYPUS. *Meig., Illig., Latr., Leach.*

Antennæ fourteen-jointed, very plumose, moniliform, their extremities filiform; of the male, almost entirely moniliform, their last joint larger and ovoid in the female.

Sp. 1. *Tan. cinctus*.

Inhabits marshy places.

Genus 492. CHIRONOMUS. *Meig., Latr., Illig., Fabr., Leach.*

Antennæ twelve-jointed, very plumose, moniliform, with filiform extremities in the male, seven-jointed, the last joint elongate, cylindrical in the female.

Sp. 1. *Chir. plumosus*. *Meig.*

Inhabits marshy places.

STIRPS 3.—*Ocelli* none: *antennæ* very hairy: *eyes* large: *rostrum* very short: *legs* at an equal distance from each other.

Genus 493. PSYCHODA. *Latr., Fabr., Leach.* TINEARIA. *Schell.*

TRICHOPTERA. *Meig.*

Wings deflexed: *rostrum* shorter than the head. *antennæ* with fifteen or sixteen joints, of a globular form, covered with bundles of hairs.

Sp. 1. *Psy. phalænoides*. Latr.

Inhabits moist places.

Genus 494. CECIDOMYIA. Latr., Illig., Meig., Leach. OLIGOTROPHUS. Latr.

Wings incumbent: *antennæ* moniliform, hairy.

Sp. 1. *Cec. lutea*. Meig.

STIRPS 4.—*Ocelli* none: *antennæ* with short hairs: *eyes* oval, entire: *palpi* with their last joint very long: *lips* not inclined.

Genus 495. CTENOPHORA. Meig., Illig., Latr., Fabr., Leach. TANIPTERA. Latr.

Antennæ filiform; pectinated in the males, serrated in the females; the second joint short, the third elongate.

Sp. 1. *Cte. atrata*. Meig.

Inhabits moist places and meadows.

Genus 496. PEDICIA. Latr., Leach. LIMONIA. Meig.

Antennæ subsetaceous, simple; the two first joints larger, elongate; the three following turbinated, the three next globular, and the seven last slender, cylindric.

Sp. 1. *Ped. rivosa*.

Tipula rivosa. Linné, Donovan.

Inhabits moist places.

Genus 497. TIPULA of authors.

Antennæ subsetaceous, simple; the first joint largest, cylindric; the second subglobose; the next cylindric; the third elongate.

Sp. 1. *Tip. oleracea*. Linné. (Pl. 9. fig. 2.)

Inhabits Europe: the larva feeds on the roots of vegetables.

2. *rivosa*

Fam. II. STRATIOMYDÆ. Latreille.

Haustellum with two setæ.

A. *Antennæ* not terminated by a seta.

STIRPS 1.—*Antennæ* with their last joints having eight rings.

Genus 498. BERIS. Latr., Leach.

Antennæ cylindric; the last joint cylindric-conic, elongate: *scutellum* with four or six spines: *palpi* very much shorter than the proboscis.

Sp. 1. *Beris nigrîtarsis*. Latr., Leach.

Inhabits palings and moist places. 2 *clampus*

STIRPS 2.—*Antennæ* with their last joint having from four to six rings, fusiform, cylindric-conic, or conic.

Genus 499. STRATIOMYS of authors.

Antennæ very much longer than the head; the first and third joints

very long, the latter subfusiform, compressed, with five rings: *thorax* bispinose.

Sp. 1. *Str. Chamæleon*. (Pl. 12. fig. 4.)

Inhabits marshy places.

Genus 500. ODONTOMYIA. Meig., Illig., Latr., Leach.

Antennæ a little longer than the head; the last joint cylindric-conic, with six rings: *thorax* bispinose.

Sp. 1. *Odont. furcata*.

Inhabits marshy places.

Genus 501. CLITELLARIA. Meig., Illig., Leach. EPHIPPIMUM. Latr.

Antennæ a little longer than the head, with their last joint conic, six-ringed, the two last forming a little style: *thorax* bispinuous, the spines erect.

Sp. 1. *Clit. Ehippium*. Meig.

Inhabits the skirts of woods: is rare in Britain.

Genus 502. NEMOTELUS of authors.

Antennæ half the length of the head, the third joint fusiform, four-ringed: *proboscis* sheathed beneath a rostelliform process on which the *antennæ* are inserted.

Sp. 1. *Nem. uliginosus*. Fabr., Leach.

Inhabits flowers in meadows.

B. *Antennæ* terminated by a style or seta.

STIRPS 3.—*Scutellum* spined.

Genus 503. OXYCERA. Meig., Illig., Latr., Leach.

Antennæ with their first and second joints forming a subfusiform club, the third styliform.

Sp. 1. *Oc. Hydrolcon*.

Inhabits marshes and meadows. 2. *trilineata*

STIRPS 4.—*Scutellum* without spines.

Genus 504. VAPPO. Latr., Fabr., Leach. PACHYGASTER. Meig.

Antennæ with their two first joints transverse; the second with the third joints forming a sub-hemispheric head.

Sp. 1. *Vap. ater*.

Inhabits hedges in lanes near Darent Wood in July.

Genus 505. SARGUS of authors.

Antennæ terminated by a seta longer than the *antennæ*, their second joint elongate: *abdomen* generally oblong.

Sp. 1. *Sargus cupreus*.

Inhabits umbelliferous flowers in marshes.

Fam. III. TABANIDÆ. *Leach.*TABANII. *Latrcille.**Haustellum* with many setæ.STIRPS 1.—*Wings* divaricating: *scutellum* without spines: *antennæ* as long or a little longer than the head.

Genus 506. TABANUS of authors.

Proboscis a little shorter than the head, terminated by large lips: *antennæ* as long as the head, the second joint cup-shaped, the third lunate-subulate, five-ringed: *ocelli* obsolete or wanting.Sp. 1. *Tab. bovinus.*

Inhabits meadows.

STIRPS 2.—*Wings* divaricating: *scutellum* without spines: *antennæ* considerably longer than the head.Genus 507. HEMATOPOTA. *Meig., Illig., Latr., Fabr., Leach.* *Antennæ* with the first joint elongate, incrassate, the second very short, cup-shaped; the third elongate-conic (longer than the first), tubulated, four-ringed: *ocelli* obsolete or wanting.Sp. 1. *Hem. pluvialis.* *Meig.* *Tabanus pluvialis.* *Linné.*

Inhabits woods and lanes, and is excessively troublesome to travellers.

Genus 508. CHRYSOPS. *Meig., Illig., Latr., Fabr., Leach.**Antennæ* with the two first joints of nearly an equal length, the third joint as long as both the others, cylindric-conic, five-ringed: *ocelli* three.Sp. 1. *Chry. cæcutiens.**Tabanus cæcutiens.* *Linné.*

Inhabits woods, commons, and lanes.

a. *Proboscis* (when at rest) entirely or partially prominent.* *Proboscis* terminated by two large lips.Fam. IV. RHAGIONIDÆ. *Leach.*RHAGIONIDÆ. *Latrcille.**Palpi* prominent, cylindric-conic: *wings* divaricating: *antennæ* generally moniliform.Genus 509. RHAGIO. *Oliv., Rossi, Cur., &c.* LEPTIS. *Fabr.**Antennæ* moniliform, the third joint not ringed, but terminated by a seta: *palpi* porrect.Sp. 1. *Rha. scolopaceus.* *Latr.*

Inhabits the trunks of trees.

Genus 510. *ATHERIX*. Meig., Latr., Leach.

Antennæ moniliform; the third joint not ringed, but terminated by a seta: *palpi* erect.

Sp. 1. *Ath. maculata*. Meig.

Inhabits borders of woods.

Fam. V. *DOLYCHOPODÆ*. Leach.

DOLYCHOPODES. Latreille.

Palpi prominent, lamelliform: *wings* incumbent: *antennæ* patelliform,

Genus 511. *DOLYCHOPUS*. Latr., Fabr., Walck., Leach.

Antennæ half the length of the head; the third joint trigonal, bearing a seta on its hinder part.

Sp. 1. *Dol. nobilitatus*. Fabr., Leach.

Inhabits moist places in woods and commons,

Fam. VI. *MYDASIDÆ*. Leach.

MYDASII. Latreille.

Palpi not prominent,

Genus 512. *THEREVA*. Latr., Leach.

Antennæ as long or longer than the head; the last joint ovoid-conic, with a distinct style terminated by a seta.

Sp. 1. *Ther. plebeia*.

Inhabits commons and woods.

** *Proboscis* terminated by very small lips.

Fam. VII. *ASILIDÆ*. Leach.

ASILICI. Latreille.

Body long: *wings* incumbent: *antennæ* three-jointed.

STIRPS 1.—*Tarsi* terminated by two claws, and two pulvilli: *antennæ* as long, or not much longer than the head.

Genus 513. *LAPHRIA*. Meig., Illig., Fabr., Latr., Leach.

Antennæ with their first joint longer than the second; the last suboval, without a style.

There is a British species of this genus, but I do not know its specific name.

Genus 514. *ASILUS* of authors. ERAX. Scopoli.

Antennæ with their first joint longer than the second; the last elongate-conic, terminated by a very distinct style.

Sp. 1. *Asi. crabroniformis*. Fabr., Leach. (*Pl.* 9. *fig.* 9.)

Inhabits commons and heaths.

Genus 515. *DASYPOGON*. Meig., Illig., Latr., Leach, Fabr.

Antennæ with their two first joints nearly equal; the last sub-cylindric, terminated by a minute, articuliform, conic style.

Sp. 1. *Dasyp. punctatus*. Meig., Leach.

Inhabits sandy commons.

STIRPS 2.—*Tarsi* terminated by two claws and two pulvilli: *antennæ* much longer than the head, inserted in a common footstalk.

Genus 516. DIOCTRIA. Meig., Illig., Latr., Fabr., Leach.

Sp. 1. *Dioc. Elandica*. Fabr., Leach.

Inhabits the borders of woods.

STIRPS 3.—*Tarsi* terminated by three claws; pulvilli wanting.

Genus 517. GONYPES. Latr., Leach. LEPTOGASTER. Meig.

Abdomen very long, slender, thicker towards its extremity.

Sp. 1. *Gon. tipuloides*. Latr., Leach.

Inhabits _____.

Fam. VIII. EMPIDÆ. Leach.

EMPIDES. Latreille.

Body long: *wings* incumbent: *antennæ* two-jointed: *proboscis* perpendicular.

Genus 518. EMPIS of authors.

Antennæ three-jointed, the last joint terminated by a seta; *palpi* erect.

Sp. 1. *Empis borealis*. Fabr.

Inhabits _____, 2 pennipes

Fam. IX. ANTHRACIDÆ. Leach.

ANTHRACII. Latreille.

Body short: *wings* divaricating: *antennæ* distant, two or three-jointed: *head* as high as the thorax.

Genus 519. ANTHRAX of authors.

Palpi received into the cavity of the mouth: *proboscis* short, not perfect.

Sp. 1. *Anth. hottentotta*.

Inhabits borders of woods on dry banks. 2 Abodden

Fam. X. BOMBYLIDÆ. Leach.

BOMBYLIARIA. Latreille.

Body short: *wings* divaricating: *antennæ* contiguous, three-jointed: *head* lower than the thorax.

Genus 520. BOMBYLIUS of authors.

Proboscis longer than the head, pointed: *palpi* distinct: *antennæ* with their first joint much longer than the second.

Sp. 1. *Bomb. major* of authors. (Pl. 9, fig. 10.)

Inhabits open places in woods in the spring of the year.

1. *major*. 3 *minor*.

Fam. XI. ACROCERIDÆ. *Leach.*INFLATA. *Latreille.*

Body short as if inflated: *wings* divaricating: *antennæ* three- or two-jointed.

b. *Proboscis* (when at rest) retractile within the cavity of the mouth.

Genus 521. ACROCERA. *Meig., Latr., Leach.*

Proboscis obscure: *antennæ* inserted on the vertex; two-jointed, the last joint terminated by a seta.

There is a British species of this genus. *gibbosa*

Genus 522. OGCODES. *Latr., Leach.* HENOPS. *Illig., Walck., Meig., Fabr.*

Proboscis obscure: *antennæ* inserted anteriorly over the cavity of the mouth; two-jointed, the last joint terminated by a seta.

Sp. 1. *Og. gibbosus.* *Latr., Leach.*

Inhabits Germany and England.

Fam. XII. SYRPHIDÆ. *Leach.*SYRPHIÆ. *Latreille.*B. *Haustellum* with two setæ.

STIRPS 1.—*Head* anteriorly conic-produced: *antennæ* much shorter than the head, placed in a common elevation: oval cavity on the nasal prominence: *wings* divaricating.

Genus 523. RHINGIA of authors.

Head anteriorly much produced, terminated by the proboscis.

Sp. 1. *Rhin. rostrata* of authors.

Inhabits flowers.

Genus 524. SERICOMYIA. *Latr., Leach.*

Antennæ with their setæ plumose, inserted at the dorsal juncture of the second and third joints; the last joint of the antennæ suborbicular.

Sp. 1. *Ser. Lapponum.* *Latr., Leach.*

Inhabits marshes, especially the bogs of Dartmoor, and the north of England, Scotland, and Ireland.

Genus 525. VOLUCELLA. *Geoff., Schæff., Latr., Leach.* PTEROCERA. *Meig.*

Antennæ with their last joint elongate; seta plumose, inserted at the dorsal juncture of the second and third joint.

Sp. 1. *Vol. pellucens.* *Latr., Leach.*

Inhabits woods in June and July.

Genus 526. ERISTALIS. *Latr., Fabr., Leach.* HELIOPHILUS. *Meig., Illig.*

Antennæ contiguous at their base, their last joint broader than long;

seta (simple or slightly plumose) inserted beyond the dorsal junction of the second and third joints: *head* anteriorly distinctly rostriform.

Sp. 1. *Erist. Narcissi*.

Inhabits flowers in marshes.

Genus 527. HELOPHILUS. *Leach.* ELOPHILUS. *Meig., Illig., Latr.*

Antennæ contiguous at their base, their last joint broader than long: *seta* (simple or slightly plumose) inserted beyond the dorsal juncture of the second and third joints; *head* anteriorly distinctly rostriform.

Sp. 1. *Hel. tenax.* *Latr., Leach.*

Inhabits hedges, and is very common. *2. pendulus*

Genus 528. SYRPHIUS *of authors.*

Antennæ separate at their base, their last joint suborbiculate: *seta* inserted beyond the dorsal junction of the second and third joints: *abdomen* elongate-subquadrate, gradually somewhat narrower towards its extremity.

Sp. 1. *Syr. Pyrastris.* *Fabr.*

Inhabits flowers.

Genus 529. DOROS. *Meig., Illig., Leach.*

Antennæ separate at their base; their last joint suborbiculate: *seta* inserted beyond the dorsal juncture of the second and third joints: *abdomen* subovate-trigonal; the length double the breadth.

Sp. 1. *Doros conopscus.*

Milesia conopsea. *Fabr.*

Inhabits fields, but is very rare.

STIRPS 2.—*Head* not anteriorly conic-produced: *antennæ* much longer than the head, placed on a common elevation: *oval cavity* on the nasal prominence: *wings* deflexed.

Genus 530. CHRYSOTOXUM. *Meig., Latr., Leach.*

Antennæ subcylindric, their last joint having a *seta* at its base.

Sp. 1. *Chrys. arcuatum.*

Musca arcuata. *Linné.*

Inhabits flowers.

Genus 531. CERIA. *Fabr., Latr., Illig., Meig., Leach.*

Antennæ with their first and second joints forming an oval mass terminated by a style.

There is one British species, that does not seem to have been described.

STIRPS 3.—*Head* not anteriorly produced: *nasal* part straight, not prominent: *antennæ* inserted separately, very much longer than the head: *wings* deflexed.

Genus 532. APHRITIS. *Latr., Leach.* MICRODON. *Meig.*

Antennæ with their third joint conic, elongate, its base bearing a *seta*.

Sp. 1. *Aphr. auro-pubescons*. Latr., Leach.
Inhabits heaths.

STIRPS 4.—Head not anteriorly produced; *nasal* part straight, not prominent: *antennæ* inserted separately, very much longer than the head: *wings* deflexed.

Genus 533. MILESIA. Latr., Leach.

Hinder thighs (of the males at least) large, very thick, elongate-ovate, denticulated beneath: *antennæ* with their last joint much compressed: *abdomen* trigonate.

Sp. 1. *Mil. annulata*. Leach.

Inhabits borders of woods. 2 *pipiens*

Fam. XIII. CONOPSIDÆ. Leach.

CONOPSARII. Latreille.

Proboscis prominent, nearly cylindrical or conic, without any remarkable dilatation: *antennæ* with their second joint as long or longer than the third, forming with it a fusiform or subovate-compressed club: *body* elongate.

Genus 534. CONOPS of authors.

Proboscis porrect: *ocelli* none: *antennæ* very much longer than the head: *apex* fusiform.

Sp. 1. *Con. aculeata*. Fabr., Leach.

Inhabits hedges and flowers. 2 *narrowcephala*

Genus 535. ZODION. Latr., Leach.

Proboscis porrect: *ocelli* three: *antennæ* shorter than the head: *apex* subovoid.

Sp. 1. *Zo. conopsoides*. Latr., Leach.

Inhabits umbelliferous plants. Taken by Dr. Leach in Darent Wood in July.

Genus 536. MYOPA of authors. STOMOXOIDES. Schæffer.

Proboscis very long, filiform, geniculated beneath twice.

Sp. 1. *My. dorsalis*. Fabr., Leach.

Inhabits hedges and gardens. 2 *picta*

Genus 537. BUCENTES. Latr., Leach.

Proboscis geniculated twice.

Sp. 1. *Buc. cinereus*. Latr., Leach.

Inhabits France and England.

Genus 538. STOMOXYS of authors.

Proboscis geniculated once.

Sp. 1. *Stom. calcitrans* of authors. (Pl. 9. fig. 7.)

Inhabits commons in the autumn. 2 *imitans*

Fam. XIV. MUSCIDÆ. *Leach.*MUSCIDES. *Latrcille.*

Proboscis retractile, terminated by a very remarkable dilatation.

STIRPS 1.—*Antennæ* inserted near the front, setigerous: *palpi* internal: *halteres* visible: *anterior legs* simple: *head* not subglobose: *hinder legs* not larger than the rest: *wings* horizontal: *eyes* sessile.

Genus 539. MOCILLUS. *Latr., Leach.*

Antennæ shorter than the head: *head* hemispheric.

Sp. 1. *Moc. cellarius.* Linné, *Leach.*

Inhabits wine-vaults.

STIRPS 2.—*Antennæ* inserted near the front, setigerous: *palpi* internal: *halteres* visible: *anterior legs* simple: *head* not subglobose: *hinder legs* not longer than the rest: *wings* divaricating: *eyes* simple: *vertex* narrow.

Genus 540. TEPHRITIS. *Latr., Fabr., Illig., Leach.* TRYPTETA.

Meig. DACUS. *Fabr.*

Thorax cylindric: *proboscis* entirely retractile.

Sp. 1. *Teph. Cardui.* *Latr., Leach.*

Inhabits thistles.

STIRPS 3.—*Antennæ* inserted near the upper part of the head, setigerous: *palpi* internal: *halteres* visible: *anterior legs* simple: *head* not often subglobose: *hinder legs* not larger than the rest: *wings* deflexed: *eyes* sessile: *vertex* broad.

Genus 541. CALOBATA. *Meig., Illig., Latr., Fabr., Leach.*

Antennæ very much shorter than the head, the third joint longer than the second: *body* long, filiform: *legs* long, filiform.

Sp. 1. *Cal. filiformis.* *Latr., Leach.*

Inhabits France and England.

Genus 542. SEPEDON. *Latr., Leach.* BACCA. *Fabr.* MULIO. *Schellenberg.*

Antennæ very much longer than the head, inserted on an elevation; the second joint very long, cylindric.

Sp. 1. *Sep. palustris.* *Latr.*

Inhabits marshes.

Genus 543. LOXOCERA. *Meig., Illig., Latr., Fabr., Leach.*

Antennæ very much longer than the head; last joint linear: *abdomen* narrow, linear.

Sp. 1. *Lox. Ichneumonia.* *Meig.*

Inhabits flowers in marshes.

Genus 544. SCATOPHAGA. *Meig., Latr., Leach.* PYROPA. *Illig.*

Antennæ shorter than the head: *head* round, sub-globose: *vertex* horizontal: *body* very much elongated.

Sp. 1. *Scat. merdoria*. Latr., Leach.

Inhabits cow-dung.

Genus 545. ANTHOMYIA. Meig., Illig., Latr., Leach.

Antennæ shorter than the head: *head* hemispheric, transverse: *vertex* inclined: *body* not much lengthened.

Sp. 1. *Anth. pluvialis*. Latr.

Inhabits woods.

STIRPS 4.—*Antennæ* inserted near the upper part of the head, not setigerous: *palpi* internal: *halteres* visible: *anterior legs* differing in form from the others.

Genus 546. PIPUNCULUS. Latr., Leach.

Antennæ two-jointed, the last joint subulated at its extremity: *anterior legs* simple.

Sp. 1. *Pip. campestris*. Latr.

Inhabits meadows.

Genus 547. SCENOPINUS. Latr., Fabr., Leach. CONA. Schellenberg.

Antennæ three-jointed: *anterior legs* simple.

Sp. 1. *Scen. niger*. Latr.

Inhabits houses near woods.

Genus 548. OCHTHERA. Latr., Leach. MACROCHIRA. Meig.

Anterior legs raptorious: *antennæ* terminated by a bearded seta.

Sp. 1. *Och. Mont's*. Latr.

Once taken in Devon by Dr. Leach.

STIRPS 5.—*Antennæ* frontal, very short: *palpi* internal: *halteres* entirely or partly concealed: *wings* divaricating.

Genus 549. PHASIA. Latr., Leach. THEREVA. Fabr., Walck., Meig., Panz.

Antennæ distant, sub-parallel, last joint subquadrate, with a biarticulate seta: (*body* short: *abdomen* depressed, semicircular: *wings* large.)

Sp. 1. *Phas. variabilis*. Leach.

Musca hemiptera. Linné.

STIRPS 6.—*Antennæ* frontal, as long as the face: *palpi* internal, or partly concealed: *wings* divaricating.

Genus 550. MUSCA of authors.

Antennæ with the third joint very much longer than the others: *abdomen* moderately long, subacuminate.

Sp. 1. *Mus. vomitoria* (common blue-bottle fly). Latr.

Inhabits every where. It is the insect that deposits its eggs on meat, which are commonly denominated fly-blows.

Genus 551. OCYPTERYX. *Leach.* OCYPTERA. *Latr.* EXORISTA.
Meig. ERIOTHRIX. *Meig.*

Antennæ with their last joint longer than the others: *abdomen* distinctly annulated, rounded.

Sp. 1. *Ocypt. lateralis.* *Leach.*

Inhabits woods.

Genus 552. GYMNOSOMA. *Meig., Leach.*

Antennæ with their last joint longer than the others: *abdomen* semi-circular, subuniarticulate.

Sp. 1. *Gym. rotundata.* *Meig.*

Genus 553. ECHINOMYIA. *Dum., Latr., Leach.* TACHINA.
Meig., Fabr.

Antennæ with their second joint longer than the others: *abdomen* subglobose, and very bristly.

Sp. 1. *Ech. grossa.* *Latr.*

Inhabits woods.

Genus 554. TACHINA. *Leach.*

Antennæ with their second joint longer than the others: *abdomen* ovate, rather bristly.

Sp. 1. *Tach. færa.*

Inhabits the skirts and pathways in woods.

Fam. XV. CESTRIDÆ. *Leach.*

MUSCIDES, I. *Latreille.* ASTOMATA. *Duméril.*

The larvæ of all the insects of this family reside in the frontal sinuses under the skin, or in the stomachs of granivorous mammalia. Their curious œconomy has been admirably detailed in the third volume of the *Transactions of the Linnean Society of London* by Mr. Bracy Clark, who has lately republished his Dissertation under the title *An Essay on the Bots of Horses and other Animals.* London, 1815.

Genus 555. CESTRUS *of authors.*

Wings with the two exterior cells complete, the other hinder cells terminal: *thorax* with its surface unequal: *abdomen* with its point deflexed; of the female acuminate: *eyes* distant; of the male closer than those of the female.

* *Thorax* roughish, with elevated points.

The larvæ of the species of this division of the genus inhabit the frontal sinuses.

Sp. 1. *Cestrus Ovis.*

Inhabits the frontal sinuses of the sheep in the larva state; the perfect insect is found on walls and stones in the vicinity of sheep-folds.

** *Thorax with square shining naked spots.*

The larvæ of this section reside beneath the skin of herbivorous mammalia.

Sp. 2. *Æstrus Bovis*. (Pl. 9. fig. 1.)

“The larvæ of this species, named by the peasants Warbles, or Wornils, are found beneath the skin on the backs and loins of oxen, causing tumours as large as pullets’ eggs. The perfect insect, or gad-fly, appears about the end of summer, and is much dreaded by cattle.”

Genus 556. GASTEROPHILUS. *Leach*. *ÆSTRUS* of authors. Wings with all the hinder cells terminal: *thorax* with its surfaces smooth: *abdomen* with its extremities inflexed; of the female, very much elongated and attenuated: *eyes* in both sexes equally distant.

“The larvæ of the *Gasterophili*, as their name imports, inhabit the stomach of herbivorous quadrupeds, and are called Bots; the perfect insect Bot-flies.”

Sp. 1. *Gast. Equi*. *Leach*, Trans. Wern. Nat. Hist. Soc. vol. ii.

Æstrus Bovis. *Linné*. *Æstrus Equi*. *Clark*.

The larvæ inhabit the horse.

Order XVI. OMALOPTERA. *Leach*.

DIPTERA of authors.

Mouth with mandibles and maxillæ: lip simple: wings two or none (*Metamorphosis* coarctate).

Fam. I. HIPPOBOSCIDÆ. *Leach*.

Head divided from the thorax by a suture at least: proboscis provided with two valves: nails of the tarsi double or treble.

“The larvæ are nourished within the abdomen of the mother, and, when full grown, are passed in the form of an oviform pupa, covered with the indurated skin of the larvæ.” In the second volume of the *Transactions of the Wernerian Natural History Society of Edinburgh* is given a most excellent paper on the insects of this family by Dr. Leach. The following are natives of this country:

STIRPS 1.—Wings two; the hinder cell only commenced: *thorax* anteriorly entire, acuminated.

Genus 557. HIPPOBOSCA of authors. NIRMOMYIA. *Nitzsch*. Ocelli none.

Sp. 1. *Hipp. equina*. *Linné*, *Leach* (Forest-fly.) (Pl. 9. fig. 11.)

Inhabits the horse. In the New Forest of Hampshire they abound in a most astonishing degree. I have obtained from the flanks of one horse six handfulls, which consisted of upwards of a hundred spe-

ciens. Mr. Bentley informs me, from observations he made in the summer of 1818, while in Hampshire, that the *Hippoboscæ* are found in a considerably greater abundance on white and light-coloured horses than those of a black and dark colour; and this observation was confirmed by the stable-keepers in the vicinity of the Forest.

STIRPS 2.—*Wings* two; the hinder cells complete: *thorax* anteriorly notched for the reception of the head.

* *Wings of nearly an equal breadth throughout.*

Genus 553. ORNITHOMYIA. *Latr., Oliv., Leach.*

Ocelli three, situated in foveolæ.

Sp. 1. *Ornith. avicularia.* Leach.

Hippobosca avicularia. Linné.

Inhabits the black grouse and tit-pippit. *2 hirundis*

** *Wings acuminated.*

Genus 559. CRATERINA. *Olfers.* STENEPTERYX. *Leach.*

Ocelli three, situated in foveolæ.

Sp. 1. *Cr. Hirundinis.* Olfers. *Stenepteryx Hirundinis.* Leach.

Hippobosca Hirundinis. Linné.

Inhabits the nests and bodies of the house-swallow.

Genus 560. OXYPTERUM. *Kirby, Leach.*

Ocelli none.

Sp. 1. *Oxypt. Kirbyanum.* Leach. ~~Inhabits~~ Kirby

Inhabits England.

STIRPS 3.—*Wings* none: *thorax* anteriorly notched for the reception of the head.

Genus 561. MELOPHAGUS. *Latr., Leach, Olfers.* MELOPHILA. *Nitzsch.*

Ocelli none.

Sp. 1. *Mel. ovinus.* Latr., Leach.

Hippobosca ovina. Linné.

Inhabits the sheep.

Fam. II. NYCTERIBIDÆ. *Leach.*

Head united with the thorax: *nails* of the tarsi simple didactyle.

Genus 562. NYCTERIBIA. *Latr., Leach.* PHTHIRIDIUM. *Hermann, Olfers.*

Thorax depressed: *mouth* situated on the back at the anterior part of the thorax: *legs* six, placed at the sides; femora with two joints, the second long and compressed: *tibiæ* with two joints, the first longest and compressed, the second joint slender and arcuated: *tarsi* with

five articulations, the first three gradually shorter, the fourth longer and wider, the fifth shorter, and receiving the didactyle claw: *abdomen* in both sexes with eight joints: FEMALE? with the first segment of the back produced, the fourth and remainder partly concealed, the last segment at its apex furnished with a setigerous style: MALE? with the last segment largest.

Its situation was referred to the *Diptera* by Latreille, who observes, in a note, that it may probably be found hereafter to constitute a peculiar Order of insects. From the apparent want of antennæ, and from the confluence of the head and thorax, Dr. Leach placed it amongst the *Arachnoïda*, in a division by itself. Its mode of propagation is unknown. Hermann considered the sexual as specific differences.

Sp. 1. *Nyct. Hermannii*.

Phthiridium biarticulatum. *Herm. Mem. Apt.* 124. *pl.* 6. *fig.* 1. *Olfers*, 80. *Hippobosca Vespertilionis*. *Schr. Fn. Brit.* 2587. *Phthiridium Hermannii*. *Leach, Encycl. Brit. Supp.* vol. i. 446. *pl.* 23.—*Zool. Misc.* iii. 55, *pl.* 144.

In the plate given in the third volume of the *Miscellany*, representations are given of the sexes very much magnified, with one leg still more highly increased by the aid of the microscope. The second joint of each tibia is longer than all the joints of the tarsus taken together.

Inhabits the greater and lesser horse-shoe bat.

ARTICULATED ANIMALS

having articulated Legs, of doubtful Situation.

The singular animals that compose this group inhabit the sea. The females are furnished with two palpiform organs inserted at the base of the rostrum, on which parts they carry their eggs, attached in globular masses.

The legs are composed of three-jointed *coxæ*, one-jointed thighs, two-jointed *tibiæ* and *tarsi*, the latter part furnished with claws.

Order PODOSOMATA.

Body four-jointed, and formed as it were of the junction of the *coxæ*: mouth tubular: eyes four, placed on a common tubercle: legs eight.

The natural situation of this assemblage of animals is still doubtful, as very little is known concerning them: they were referred to the ARACHNOÏDA by Dr. Leach, in *Brewster's Edin. Encycl.* vol. vii. and also in the article *Annulosa* in the *Supp. to Encycl. Brit.* vol. i.; since which time, from a further examination of their characters, he is by no means satisfied as to their position.

Fam. I. PYCNOGONIDÆ. Leach.

Mandibles none.

Genus 1. PYCNOGONUM of authors.

Legs rather strong: *coxæ* with subequal joints: *tibiæ* with the first joint largest: *tarsi* with the first joint very small: claws simple, strong, acute.

Egg-bearing organs ten-jointed, the last joint very acute, unguiform, attached to the first joint of the body at the base of the rostrum.

Sp. 1. *Pyc. Balanarum*. Fabr., Latr., Leach, *Edin. Encycl.*—*Supp. to Encycl. Brit.* vol. i. pl. 23. *Trans. Linn. Soc.* xi. 388.

Inhabits the European ocean. It is not uncommon in Plymouth Sound, where it is taken by the trawl fishers.

Genus 2. PHOXICHILUS. Latr., Leach.

Legs very slender: *coxæ* with the middle joint longest, subclavate: *tibiæ* with the first joint shorter: *tarsi* with the first joint very small: claws double, unequal, the longer one acute.

Egg-bearing organs seven-jointed, the last joint tuberculiform, inserted at the base of the rostrum, one on each side, and attached to the first segment of the body.

The specific characters of none of the species are yet ascertained. *Phalangium hirsutum*, *Montagu, Trans. Linn. Soc. ix. tab. 5. fig. 7.*, belongs to this genus.

Fam. II. NYMPHONIDÆ. *Leach.*

Mandibles two, biarticulate, didactyle.

Genus 3. NYMPHUM. *Lam., Leach.* NYMPHON. *Fabr., Latr.*
PYCNOGONUM. *Müller.*

Mandibles longer than the rostrum, with equal joints, the fingers curved, meeting along their whole length and abruptly hooked at their extremities: *palpi* six-jointed, the second joint elongate, the sixth very small: *legs* very slender: *coxæ* with the middle joint longest: *tibiæ* with the second joint rather longest: *tarsi* with the first joint somewhat shortest: *claws* simple.

Egg-bearing organs ten-jointed, inserted behind the rostrum almost under the anterior pair of legs.

Sp. 1. *Nym. gracile*. Cinereous: thighs cylindric.

Nymphum gracile. *Leach, Zool. Misc. i. 45. tab. 19. fig. 1.—Supp. to Encycl. Brit. i. 433. pl. 23.*

“Inhabits the British seas everywhere: but as it never attains the size of the *Phalangium*, misnamed by Linné *grossipes* (which is figured by Ström in his History of Sondmor, 203. *tab. 2. fig. 16*), it is doubtful if it be the same species: but as the Linnean name is so inapplicable, little fault can be found with the more appropriate name for which it has been exchanged.”

Sp. 2. *Nymph. femoratum*. Reddish; thighs dilated and compressed.

Nymphum femoratum. *Leach, Zool. Misc. i. 45. tab. 19. fig. 2.—Supp. to Encycl. Brit. i. 433.*

Inhabits the shores on the southern coast of Devon.

APPARATUS
USED BY
ENTOMOLOGISTS.

THE apparatus used for taking insects are few and simple: the following are indispensable, and will be found to answer every necessary purpose.

A NET, similar in its construction to a bat fowling-net; this is generally made of fine gauze or coarse muslin, and may be either dyed green or remain a white; the advantage of the latter colour is, that minute insects are sooner discovered than if the net is green, but a green net must be used for Mothling. The net rods should be made of ash, beech, hazel, or any tough wood; each rod should be about five feet in length, perfectly round, smooth, and gradually tapering. *Pl. 11. fig. 1.* one of the rods complete: *a*, the cross-piece, which should be of cane, and fit into the angulated ferrule: *b*, the rod, must be divided into three or four pieces for the convenience of being carried in the pocket; each joint at the upper part must have a ferrule riveted on as at *d*: the joints are best made with a notch or check, as at *c*, which prevents the upper part from twisting: when fitted together, care must be taken, in fitting the joints to the brass tubes, that they are made exact, or otherwise they will be subject to shake and continually coming to pieces.

The net (*fig. 2.*) must be bound entirely round with a broad welt, doubled to form a groove, into which the rods are to slip. In the centre of the upper part, beneath the *fig. 2.*, must be a small piece of wash-leather to form a hinge; this must be sewed round the welt, divided and sewed in the middle to prevent the cross pieces from slipping over each other. *b*, about four inches of the gauze turned up to form a bag. *c*. strings passing through the staple *e*, *fig. 1.* to draw the net tight on each side; the handles are to be held one in each hand when the net is used.

With this net it is intended to take insects on the wing; and for that purpose it answers very effectually, as it may be instantly opened or folded together, and secure the insect between: even the smallest insects cannot escape if the net is not damaged, and the gauze is fine. It also answers well for collecting caterpillars, and many of the coleopterous insects that are seldom found on the wing; in using it for

this purpose, the Entomologist must hold it expanded under the trees or bushes, and with a stout stick beat the branches, by which means a vast number of insects will fall into the net, and many hundreds may be taken in a single day.

A HOOP, or *Landing-net* (*pl. 11. fig. 4.*)—This is generally used in taking aquatic insects, but will be found very useful to sweep the grass and low herbage, for many coleopterous and other insects are taken in no other way:—the socket may be of such size that two joints of the net-rod will form a convenient handle, or a walking-stick may be used.

THE DIGGER (*pl. 11. fig. 5.*)—This is a piece of iron or steel, of about six inches long, fitted into a wooden handle, and is used for collecting the pupæ of *Lepidoptera* at the roots of trees, also for stripping off the bark, under which many exceedingly rare insects are frequently found. The digger is best with an arrow-headed point, as at a.

A PHIAL (*fig. 6.*) or tin bottle, useful in collecting coleopterous insects. In this bottle a tube is introduced, which extends a little way down the bottle to prevent the insects from escaping: in small phials, a quill passed through the cork, with a cork stopper, answers extremely well for small insects.

A PAIR OF BRASS PLIERS (*fig. 7.*) for taking up small insects from roots of grass, &c.

A SETTING NEEDLE (*fig. 8 and 9.*), fixed in a pencil stick, for the purpose of extending the parts of insects; at the other end of the stick a camel's hair pencil is fixed, to remove any dirt or dust which may be on the insects; and if the pencil is drawn through the lips, to bring the end to a fine point, it may be frequently useful to display the antennæ, palpi, &c. of the minute species.

A PAIR OF FORCEPS (*fig. 10.*)—These are about eight or ten inches in length; are made of steel. The fans are either of a circular or hexangular form, and are covered with fine gauze; they are held and moved as a pair of scissors, and are extremely useful in taking bees, wasps, &c. If an insect is on a leaf, both leaf and insect may be inclosed in the forceps; or if lodged against the trunk of a tree, paling, or any flat surface, they may very conveniently be entrapped; if of the *Lepidoptera* order, the insect should be pressed with the thumb-nail pretty smartly on the thorax, but not so as to crush it; it may then be shaken into the hand, and a pin passed through the thorax, (this means is also used with moths, &c. when taken in the net;) or a pin may be passed through the thorax while the insect is confined between the gauze, and then carefully taken out by the pin.

POCKET COLLECTING BOX.—The Entomologist must also furnish himself with a chip-box, of a convenient size for the pocket, lined at the top and bottom with cork, to stick those insects in that would injure themselves by being loose in a box: in this some camphor, con-

fined in a small gauze-bag, should constantly be kept, as the scent from it not only tends to hasten the death of the insect, but stupifies and prevents their fluttering.

PINS.—Those used for the Crustacea are generally large, some being four inches in length;—the size of the pin should correspond with the size of the animal. Those used for insects are of two sizes, small lace, and a much finer made only for this purpose. The pins used for setting should be longer than those used for piercing the insects, and will be found much more convenient.

PILL BOXES.—Of these the Entomologist should possess three or four dozen:—they are generally used for the smaller species of Lepidoptera, such as the Tineæ, Tortrices, &c. In collecting the latter, no more than one specimen should be inclosed; and such boxes as contain them require some care in carrying, to prevent the insect being shaken, which would injure the wings: carrying them in the hat, with a handkerchief over them, to prevent their rolling about, is by far the safest way.

QUILLS will also be found useful; these must have one end carefully stopped up with cork or cement, the mouth with a cork stopper. It is also advisable to tie a piece of waxed sewing silk round each end, to prevent them from splitting:—the Entomologist may in these secure with safety the most minute insects.

POCKET LARVÆ BOX.—This is essential in collecting for the safe conveyance of Caterpillars, and is merely a chip-box, with a piece cut out of the top and bottom, and covered with gauze, for the free admission of air: a few leaves of the plants on which the caterpillars are found must be put in the box with them. Further instruction for the method of breeding insects is given below.

SETTING BOARDS.—These are simply a thin deal board of a convenient size, and covered with soft cork. The cork must be perfectly even on the surface, and covered with white paper. As many insects require much time in drying, I should recommend the Entomologist to have a small box of about a foot square, with slips of wood nailed on the inside for the boards to slide on, and at the same time at a sufficient distance from each other, that the pins may not be displaced or moved in putting the boards in, or drawing them out; this should be kept in a dry place, and furnished with a door covered with fine muslin to admit the air, and exclude the dust.

BRACES.—These are merely slips of card, used for confining the wings of insects whilst drying, as shown in *plate 12*.

BREEDING CAGES are used for rearing insects from Caterpillars, and may be made of wainscot, (deal is objectionable, as the scent from the turpentine is liable to kill the larvæ,) in the form represented in *pl. 11. fig. 3*, with the sides and front covered with gauze. *b* a small square box or tube, for the reception of a phial of water, in which the stalks

of the plants may be put for the caterpillars to feed on. The most convenient size of the cages is about eight inches in breadth, four deep, and one foot in height; they should never contain but one kind of caterpillar, as some species devour others; and indeed, if left without food, will devour those of their own kind also. At the bottom of each case must be a quantity of earth, about two inches deep; with the earth should be mixed a little sand, and some of the fine mould frequently found in the bodies of old trees; this will prevent in a great measure the earth drying up into hard lumps or clods. The most certain way of breeding insects is to keep the cages in a cool and moist place, as in a cellar or out-house; for a great number of caterpillars change into the pupa state several inches beneath the surface of the earth, and if kept too dry, the earth about them will absorb the nutritive moisture from the animal, thereby not only weakening it, but hardening the shell in which it is inclosed, so that its strength will be insufficient to burst the case when it should come forth, and in which it must die, as many have done, occasioned entirely by this mismanagement of them.

Some years produce a greater quantity of caterpillars than others, and keeping each kind by themselves would require an immense number of cages, and much time in changing the food, and paying a proper attention to them. It is a common practice to have a breeding cage of larger dimensions, by which means a great number of caterpillars may be fed in one cage, in which a variety of food may be put, but must be taken away and replaced with fresh plants every second or third day, for this tends greatly to the obtaining of fine specimens of the perfect insect.

The larvæ of many insects that feed beneath the surface of the earth may be bred in the following manner: Let any box that is about three or four feet square, and two or three feet deep, be lined or covered externally with tin, and bore through the sides and bottom a number of very minute holes: put into this box a quantity of earth that is replete with such vegetables as the caterpillars subsist on, and sink it into a bed of earth, so that the surface may be exposed to the different changes of the weather: the lid should be covered with brass or iron net-work, to prevent their escape.

CABINET.—In the present advanced state of Entomology, a collection of British insects requires a cabinet of from 50 to 100 drawers, which are generally about fourteen or fifteen inches in length and breadth, and about two inches in depth; the cork with which the bottoms are to be lined must be chosen as free from cracks and knots as possible, and filed, or cut very level, and be about the sixth of an inch in substance. The top of every drawer must be glazed, to prevent the admission of dust or air; the glass is usually fitted into a frame of the same size as the drawer, and is made to let in on a rabbet,

The best method for a young Entomologist is to obtain a cabinet of about thirty drawers, arranged in two tiers, and covered in with folding doors. There is a great convenience in this size, as the cabinets are rendered more portable; and cabinets may be added of the same size, as the collection increases, without injuring the uniformity, may be placed on each other, and carried to any extent. It is immaterial whether the cabinet is made of mahogany or wainscot; sometimes they are made of cedar wood, but seldom of deal or any other wood that is soft; small holes or cells must be made on the inside of the fronts for camphor.

CORKING OF DRAWERS.—The readiest way is to buy the cork prepared, which may be obtained at most of the cork-cutters; but this will be found expensive for large cabinets. I have generally bought it in the rough state, and cut it into strips about three inches wide (the length is immaterial if the method advised hereafter is pursued); these strips must be fixed in a vice, and, if the substance of the cork will admit, split down the middle with a fine saw, (greasing the saw must be avoided as much as possible, as it will stain the paper used for covering it afterwards;) the out or black side is to be rasped down to a certain smoothness, as well as the middle or inside. Having reduced the slips to about three-eighths of an inch in thickness, glue each piece (the darkest or worst side) on a sheet of brown or cartridge paper; this should be laid on a deal board about three feet in length, and the width required for the drawer or box: a few fine nails or brads must be driven through each piece of cork, to keep it firm and in its place until the glue be dried: by this means sheets of cork may be formed of the size of the drawer. All the irregularities must be filed or rasped down quite even, and the whole surface rendered perfectly smooth by rubbing it over with pumice-stone: the sheet, thus formed and finished, must be glued into the drawers, to prevent its warping; some weights must be equally distributed over the cork, that it may adhere firmly to the bottom of the drawer: when quite dry, the weights must be removed, and the cork covered with paper, which should be of the finest quality, but not very stout; the paste should soak well into the paper previous to being laid over the cork, which, if smoothly laid on, and gently rubbed over with a clean cloth or soft paper, will be rendered perfectly smooth and tight when dry.

It is absolutely necessary that the cabinets should be kept in a dry situation, otherwise the insects will become mouldy on the antennæ, legs, &c. This evil will also occur if the insect is put in the cabinet before it is thoroughly dry. Should an insect at any time become mouldy, a camel's hair pencil dipped in clean spirits of wine, in which a little camphor is dissolved, will soon clean it; but the insect must be dried in a warm place before being again placed in the cabinet.

If a sufficient quantity of camphor is not constantly kept in the drawers, the insects will soon be destroyed by mites: where these exist, they are easily discerned by the dust which is under the insects: camphor must be immediately put in the drawers, and the insects taken out, (the dust being brushed off by a fine soft camel's hair pencil) and baked by the fire; care must be had that too great a heat is not applied, as it will utterly destroy the specimen.

STORE BOXES.—The neatest method for these is to make them about a foot square, the top and bottom about two inches deep, on the principle of back-gammon boards; the inside must be lined with cork, and, if with a hinge and neatly covered with paper or painted, they may be kept very conveniently on a shelf in an upright position like books, and lettered accordingly.

METHOD OF COLLECTING INSECTS.

Insects are so various in their habits that they may be found in every part of the world, at all seasons of the year, and in every situation. As some parts are more congenial to their nature than others, I shall state the best methods of searching in those places which in general are the most profitable to the Entomologist.

WOODS, HEDGES, and LANES.—These situations produce by far the greatest portion of insects. In woods, the Entomologist must beat the branches of the trees into his folding net, and must select for this purpose open paths, the skirts, &c. The trunks of trees, gates, and felled timber, should be carefully examined, as many of the Lepidoptera and Coleopterous insects are found in no other situations. Many rare and very beautiful insects are found in the hedges, in lanes, as also in the nettles, &c. which grow under them: these should be well beat, especially when the white thorn is in bloom in the months of May and June. Should the reader collect only for the microscope, he need not go to the trouble or expense of a net, as an open umbrella inverted will answer his purpose. Hedges in dusty roads are seldom productive.—The principal woods near London, and the most frequented by Entomologists, are Coombe Wood and Norwood in Surrey,—Birch Wood, Darent Wood, and woods round Bexley in Kent. Coombe Wood has long been celebrated for the great variety of insects which it produces. Birch Wood is on the Maidstone road, and is of great extent: near the 14-mile stone on this road is a large chalk-pit in which many rare insects are to be obtained. Bexley, a small village, lies between Crayford and Foot's Cray. In these woods I have collected with great success: near the village is a large sand-pit which produces an immense number of Coleopterous and Hymenopterous insects. There are also some very rural lanes round the village which produce a great variety of insects: in the rivers and brooks I have taken many rare aquatics. Norwood

is well known, and is but a short distance from the metropolis of London: but the inconsiderate game-keepers will frequently interrupt and warn the unoffending Entomologist to quit the wood immediately, not allowing that ours .

“ is untax'd and undisputed game.”

HEATHS and COMMONS.—Many insects are confined to these situations, not only on account of plants which grow in no other places, but by the cattle and their dung, in the latter of which many thousands of insects may be found in a single day in the months of April and May; these are principally of the Coleoptera Order.

The principal commons near London are Wandsworth and Wimbledon in Surrey; Epping Forest; Lessness Heath, Erith, and Bexley in Kent: a great many ponds are in those places, which produce many very local insects.

SAND-PITS.—The largest sand-pit I am acquainted with is at Charlton, near the seven mile-stone, on the lower road to Woolwich. In this pit I have met with the following rare insects, *Copris lunarius*, *Notorus monoceros*, *Lixus sulcirostris*, &c. Minute insects are very abundant; the roots of grass, at which the latter are found, should be carefully examined: an Entomologist may find full employment for a whole day at this place. There are also several sand-pits on Hampstead Heath.

MEADOWS, MARSHES, and PONDS.—In meadows, when the Ranunculi or butter-cups are in blossom, many *Musca* and *Dipterous* insects are found: the flags or rushes are the habitations of *Cassida*, *Donacia*, &c. The drills in marshes should be examined, as many species of insects are found on the long grass, as also the larvæ of several *Lepidoptera*. *Neuroptera* are generally confined to these situations, especially if any hedges or trees are near the spot. I have collected in the marshes of Plaistow, West-Ham, Barking, Hackney, and Battersea, with much success. Ponds afford to the lover of the microscope an infinite number of highly interesting objects, that are best obtained by means of the landing-net, which for this purpose need not be so long as represented in *pl.* 11. *fig.* 4. and should be made of strong cloth, but sufficiently open to allow the water to escape. The mud which is brought up from the bottom of the ponds should be examined, and what small insects are found may be put in a small phial filled with water, which will not only clean them but keep them alive; and in many instances, upon a close examination, the Naturalist will be surprised at these the most wonderful productions of Nature. To the Entomologist this mode of collecting will be equally advantageous, as he will obtain many species of *Dyticidæ*, *Notonectidæ*, &c.

MOSS, DECAYED TREES, ROOTS OF GRASS, &c.—Many insects will be

found in moss and under it: the roots and wood of decayed trees afford nourishment and a habitation to a number of insects; many of the larvæ of the *Lepidoptera* penetrate the trunks of trees in all directions: most of the *Cerambyces* feed on wood, as well as some species of *Carabidæ*, *Elateridæ*, &c. In seeking for these the digger is generally used, as it is sometimes necessary to dig six or seven inches into the wood before they are found.

BANKS OF PONDS and ROOTS OF GRASS.—This is a never-failing source of collecting, which may be followed at all seasons of the year, and in general with great success: those banks are to be preferred which have the morning or noon-day sun: the Entomologist may sit down and collect with the greatest ease an immense number of *Staphilinidæ*. *Psepheni* are generally taken in those situations.

BANKS OF RIVERS, SANDY SEA SHORES, &c.—These situations are productive of a great variety of *Coleoptera*, *Crustacea*, &c. The dead animals that are thrown on the shores should be carefully examined, as they are the food of *Silphiadæ*, *Staphilinidæ*, &c. May and June are the best times for collecting in these situations.

DEAD ANIMALS, DRIED BONES, &c. should constantly be examined, as these are the natural habitats of several insects. Dead moles are frequently found hung on bushes by the country people; under these the Entomologist should hold his net, and shake the boughs on which they are hung, as a great number of *Coleoptera* generally inhabit them.

FUNGI, BOLETI, and FLOWERS, ought constantly, when met with, to be examined, as many exceeding rare insects inhabit them.

SEASONS FOR COLLECTING.

JANUARY, FEBRUARY, and MARCH.—It is not every Entomologist that will collect at this early season of the year, under the impression that but few insects can be obtained: this is true in some measure: however, I have collected throughout the year and in all seasons, for many years, and my labours have been repaid with success much beyond my hopes or expectations. I have repaired to the woods when in some parts I have been up to my knees in snow, and, strange to say, have taken insects from under the bark of trees, moss, &c. in great numbers, and of species which have been considered scarce even in the summer months. At this season the Entomologist should not omit to collect a quantity of moss from the roots of trees, which may be carried home in a pocket handkerchief and examined, by shaking it over a sheet of paper, upon which the insects will fall, and are easily discovered.

At this season also, if the weather is mild, the Entomologist should

dig at the roots of trees for the pupæ of *Lepidoptera*; for this purpose the digger is used, or a small trowel: the principal places worthy attention are the roots of oaks, elms, lime-trees, &c. or beneath the underwood: open the earth close to the tree, and search to the depth of several inches.

Such pupæ as penetrate into the wood require more care, lest they be destroyed when the attempt is made to extricate them; sound on the bark with the digger, and the hollows will soon be discovered where no external sign is visible; tear off the bark, (and carefully examine it, for minute Coleoptera are frequently found adhering to it,) and with a knife cut away the wood that surrounds the orifice of the cavity, to enlarge it, and take out the pupæ as carefully as possible.

APRIL AND MAY.—The same genial warmth that brings forth vegetation brings forth also myriads of insects into life and motion; the dung of animals at this season swarms with minute Coleoptera; several species of the *Lepidoptera* will also be found by looking carefully garden pales, gates in lanes, &c. Many species of Bees will be found sucking the pollen from the willow, which blossoms at this season. Sand and gravel pits should be carefully examined, and under the stones and clods of earth many insects will be found. In May, as soon as the white-thorn is in leaf, the hedges should be well beat; the season for taking Caterpillars commences, from which most of the *Lepidoptera* are obtained, and this is by far the best method, as the insects are generally perfect, and the specimens very fine. Great attention should be paid to the larvæ, as supplying them with fresh food, and keeping the earth moist at the bottoms of their cages.

JUNE, JULY, AUGUST.—In these months the Entomologist will find full employment in the woods. Most of the Butterflies are taken in these months, flying abroad in the day-time only: Moths will be found flying at break of day, and at twilight in the evening. This method is termed MORNING, and should be well followed up during the summer season. Many of the rarer *Lepidoptera* are never found but at these times. The males of some, if not of every species of the Moth tribe, and perhaps of other insects also, by a very astonishing faculty, are able to discover the females at a great distance, and in the most secret situations. The following observations by Mr. Haworth on *Bombyx Quercus* will fully establish this fact, and at the same time illustrate the manner of taking them: "It is a frequent practice with the London Aurelians, when they breed a female of this and some other day-flying species, to take her whilst yet a virgin into the vicinity of woods, where, if the weather is favourable, she never fails to attract a numerous train of the males, whose only business appears to be an incessant, rapid, and undulating flight in search of their *unimpregnated* females. One of which is no sooner perceived, than they become so much enamoured of their fair and chaste relation, as abso-

lutely to lose all kind of fear for their own personal safety, which, at other times, is effectually secured by the reiterated evolutions of their strong and rapid wings. So fearless indeed have I beheld them on these occasions, as to climb up and down the sides of the cage which contained the dear object of their eager pursuit, in exactly the same hurrying manner as honey bees, which have lost themselves, climb up and down the glasses of a window." At the latter end of August, and the whole of September, the second and last brood of Caterpillars are found: several species of *Gryllus* may also be taken in meadows and marshy lands.

OCTOBER, NOVEMBER, DECEMBER.—At the fall of the leaf insects become less numerous, but many of the Hemipterous insects may be found by beating the ferns and underwood in woods, also many very beautiful Tineæ and Tortrices; the aquatic insects will be found in ponds pretty plentiful. Roots of grass, decayed trees, &c. may again be resorted to.

Having now given an outline of the rules which appear necessary for the purpose of collecting insects, I shall proceed to their preservation, which, above all, will act as a particular incitement to the early collector, who, it is supposed, "would feel very little pleasure at the recollection that all the fruits of his toil in one season would be destroyed in the next; or at best, that his specimens would only retain a wretched vestige of their original perfection."

SETTING AND PRESERVING.

CRUSTACEA.

Method of collecting.—Most of the *Crustacea* inhabit the sea; the few that are found in fresh water are generally minute, but highly interesting: ponds, ditches, and marshes produce the latter in abundance, and are common near London; they are taken with the water-net, and may be preserved as directed hereafter.

In searching for *Crustacea* on the sea-shore, the Entomologist must not omit to search diligently, by turning up stones, &c.;—Confervæ and Corallines, thrown on the shore after storms, frequently contain many rare species, as also the pools left by the retiring tide on most of the rocky coasts. By walking on the sea-shore after heavy gales of wind many *Crustacea* will be found: he must also take every opportunity of examining the fishermen's nets, and the refuse thrown away by them. Empty shells should also be examined, as they frequently form a habitation for these animals.

Directions for preserving Crustacea for Cabinets.—Those species which inhabit the sea should be suffered to remain for some hours in cold

fresh water, to extract the salt, which would soon destroy them by attracting moisture; they are then to be placed in a crawling posture, and the parts of the mouth are to be displayed by means of pins until dry; they will then remain in that position. The more minute species must be dried, and afterwards stuck on paper with gum-water, in different positions. Those of *Myriapoda* are to be killed by immersion in spirits, and afterwards stuck with a pin on the right side.

Crustacea and Myriapoda are kept in cabinets lined with cork, to which they are affixed with pins; or in boxes loose: the former method is best, as they can then be moved from one place to another without trouble or risk.

ARACHNOÏDA AND ACARI.

The habitations of the animals of this class are fully described in the account of the genera,—further observations on this point will therefore be unnecessary.

Method of preserving.—Mr. Donovan has observed, “To determine whether some species of Spiders could be preserved with their natural colours, I put several into spirits of wine; those with gibbous bodies soon after discharged a very considerable quantity of viscid matter, and therewith all their most beautiful colours; the smallest retained their form, and only appeared rather paler in the colours than when they were living.

“During the course of last summer, among other Spiders, I met with a rare species; it was of a bright yellow colour, elegantly marked with black, red, green, and purple. By some accident it was unfortunately crushed to pieces in the chip-box wherein it was confined, and was therefore thrown aside as useless; a month or more after that time, having occasion to open the box, I observed that such parts of the skin as had dried against the inside of the box retained the original brightness of colour in a considerable degree. To further the experiment, I made a similar attempt, with some caution, on the body of another spider (*Aranea Diadema*), and though the colours were not perfectly preserved, they appeared distinct.

“From other observations I find, that if you kill the spider, and immediately after extract the entrails, then inflate them by means of a blow-pipe, you may preserve them tolerably well: you must cleanse them on the inside no more than is sufficient to prevent mouldiness, lest you injure the colours, which certainly in many kinds depend on some substance that lies beneath the skin.”

The best preserved specimens that I have seen are those where the contents of the abdomen have been taken out and filled with fine sand. I have preserved several in this way, and find it answer the purpose.

INSECTS.

Entomologists are generally satisfied if they can obtain the insect in its last or perfect state; but as a few instructions for the preservation of the egg, larva, and pupa may induce the collector to enrich his cabinet with such specimens, and which is absolutely necessary in gaining a perfect knowledge of their nature, I shall give a few particulars for this purpose.

The Egg.—The eggs of most insects retain their form and colour well if preserved in the cabinet; but those which do not promise fairly may be prepared after the method practised by Swammerdam. He used to pierce the eggs with a very fine needle, and press all the contained juices through the aperture: he then inflated them until they regained their proper form by means of a small glass tube; and lastly, filled them with oil of spike in which some resin had been dissolved.

The Larva or Caterpillar.—The preservation of insects in this state, is not only one of the most curious, but useful discoveries that have been made in this department of science.

The readiest and quickest way of destroying the life of the caterpillar is to immerse it in spirits of wine, by which means the softness and transparency of the parts are retained, and are preserved for a length of time in this liquid.

In the cabinet of Mr. William Weatherhead are preserved many larvæ of the *Lepidoptera*, which he prepares in the following way, and which answers extremely well—Having killed the animal in spirits of wine, he makes a small incision or puncture in the tail, and very gently pressing out all the contained humours, fills the skin with very fine dry sand; the insect is thus again brought to its natural shape: in the course of a few hours the skin dries, and the sand is gently shaken out: it is then gummied on a piece of card, and the preparation is ready for the cabinet: they may likewise be injected with coloured wax. There is another method which is frequently practised, and is as follows: After the whole of the entrails are pressed out, a glass tube drawn to a small point is inserted into the opening, through which the operator continues to blow while he turns the skin at the end slowly round a charcoal fire; this hardens the skin equally, and dries up all the moisture within; a pin is then put through it to fix it in a standing position: it may afterwards be anointed with oil of spike in which some resin has been dissolved, unless it is a hairy caterpillar.

The Pupa.—When insects have quitted the pupa state, the case will require only to be put into the drawers; but those which have insects within must be either dropped into scalding water, or inclosed in a small tin box and exposed to the heat of a fire, which will shortly kill the insect within.

COLEOPTERA, ORTHOPTERA, AND HEMIPTERA.—The preservation of these Orders is attended with very little difficulty.

They are easily killed by immersion in scalding water, and upon being withdrawn should be thrown on a sheet of blossom or blotting paper to extract as much as possible the water: or they may be killed by exposing them in a tin box with a little camphor in it to the heat of a fire, which treatment will add greatly to their preservation. Those of the *Meloe* and *Gryllus* Genera, which have full and tender bodies, are subject to shrivel after death: to preserve them, make an incision on the under part of the abdomen, take out the entrails with a blunt pen or probe, and fill the cavity with cotton.

Specimens of Coleoptera that are required to be set with the wings displayed, should have the elytra separated and the pin passed through the body near the thorax, as at *pl. 12. fig. 2*; the wings are to be disposed as in the act of flying, and kept in this situation until perfectly dry with the card braces *b* and *c*; insects of these Orders should never have the pin passed through the thorax, but through the right elytron on the right side, as shown at *pl. 12. fig. 1*: the legs, antennæ, and palpi should be placed out in a natural position on the setting boards, and kept so by pins and braces, for a longer or shorter time, according to the size of the insect and state of the weather. No insect must be placed in the cabinet until it is perfectly dry. Minute insects should be fixed on slips of card, as at *pl. 12. fig. 5 and 6*, with gum, previous to which the legs, &c. should be extended, for future examination: triangular slips of card are to be preferred, as no greater portion of the insect should be hid than what is absolutely necessary to fix it to the card, as at *fig. 5*.

LEPIDOPTERA.—*Butterflies* are soon killed if a pin is passed through the thorax; but many of the *Sphinxes* and large Moths are difficult to kill, being very tenacious of life. Mr. Haworth in his *Lepidoptera Britannica*, in his observations on *BOMBYX Cossus*, remarks, that “the usual way of compressing the *thorax* is not sufficient: they will live several days after the most severe pressure has been given there, to the great uneasiness of any humane Entomologist. The methods of suffocation by tobacco or sulphur are equally inefficacious, unless continued for a greater number of hours than is proper for the preservation of the specimens. Another method now in practice is better; and, however fraught with cruelty it may appear to the inexperienced collector, is the greatest piece of *comparative mercy* that can in this case be administered. When the larger Moths must be killed, destroy them at once by the insertion of a strong red hot needle into their thickest parts, beginning at the front of the thorax. If this is properly done, instead of lingering through several days they are dead in a moment. It appears to me, however, that insects being animals of cold and sluggish juices, are not so susceptible of the sensations we call pain as those which enjoy a

warmer temperature of body and a swifter circulation of the fluids. To the philosophic mind it is self-evident, that they have not such acute organs of feeling pain as other animals of a *similar size* whose juices are endowed with a quicker motion, and possess a constant, regular, and genial warmth—such as young mice or the naked young of birds: if any of these have the misfortune to lose their heads or limbs from force, speedy death is the certain consequence: but insects under similar circumstances, it is well known, are capable of surviving a considerable time." For small Moths, it is only necessary to put the pin through the thorax, and they die in a very short time. The minute species of this Order should be collected in chip boxes, as they are in general too small to be pierced when first taken; they soon die, and the wings become stiff before the Entomologist has time to set them; but if brought home in separate pill-boxes they will remain alive for several days, and are instantly killed by being exposed near the fire, or placed under a tumbler with the lid of the box slightly elevated, but not sufficient to allow the insect to escape; a lighted match should then be placed under the tumbler, which will deprive the insect of life in a few seconds of time. The pin, which serves to transfix the insect, should be passed through the thorax in the centre, and in an upright position, so that in looking on the insect no part of the wings should be obscured by the slope of the pin. The insects of this Order are by far the most difficult to set, for they require great care and much practice to display them with that nicety which adds so much beauty to their appearance and uniformity in a collection.

The method of setting the Insects of this Order is by braces: a single brace should be first introduced under the wing near the thorax, as in *pl. 12. fig. 3. a*, with a longer brace over the wings, as at *b*; this should not touch the wing, but be ready to be pressed gently down: when the wings are raised to their proper place by the setting needle *c*, other braces are to be applied according as they are required: the antennæ and feet are to be extended to their proper attitude, and kept so by pins or small braces.

Some Moths are very liable to change colour when placed in the cabinet after a short time: an oily matter is common to all insects, but some are charged with a superabundance. It appears at first in spots on the body, but gradually pervades every part; in some it will even descend into the wings, and then an obliteration of all the beautiful markings is the least that may be expected: the method which is the most successful for recovering the original appearance after the insect has become greasy, is to powder some fine dry chalk on a piece of heated iron, cover the chalk with a very fine piece of linen cloth, and thereto apply the under part of the body of the insect: the heat of the iron dissolves the grease while the chalk absorbs it, and the cloth prevents the chalk from clotting to the insect.

Those known species that are subject to grease, should have the contents of the abdomen taken out, and the cavity filled with cotton.

TRICHOPTERA, NEUROPTERA, HYMENOPTERA, and DIPTERA.—Most of the *Libellulae* require the contents of the abdomen to be taken out when the insect is dead, as the body generally turns black within, a few days after death, without this precaution: the cavity may be filled up with a roll of white paper or cotton: I have found this method to answer extremely well, and the colours are as brilliant as when the insect was alive. The larger species are very powerful, and when collected they must be transfixed through the side and placed in the corked pocket-box; a brace or two should be placed across the wings, to prevent their fluttering and breaking their wings or those of other insects which may be near them. They may be killed by being plunged in boiling water, or by a hot needle, as directed for Moths. The other species of this Order not being so large soon die, as well as those of the Orders *Trichoptera*, *Hymenoptera*, and *Diptera*. They may be set by braces and pins, as in *pl. 12. fig. 4*. In some species of the *Diptera* the colours of the body are very lively, but change after death; in these the colours may be preserved if the contents of the abdomen be removed, and the cavity filled with a powder the colour of the living insect.

METHOD OF RELAXING INSECTS.

It frequently occurs that insects become dead and stiff before the Entomologist has an opportunity of setting or displaying their parts. *Coleoptera* are easily relaxed by immersion in hot water; and in many instances this way is to be preferred, as the parts become more pliable and are more easily set.—The *Orthoptera*, *Hemiptera*, and *Lepidoptera*, must be fixed on a piece of cork, and placed in a pan of water covered over; these, if the specimens are large, will frequently require two or three whole days before the wings will admit of replacing without the risk of breaking; care must be taken not to force the wings, or any part in fact, until the parts are perfectly relaxed, when they may be displayed and kept so by braces, as directed for recent specimens. *Neuroptera*, *Hymenoptera*, and *Diptera*, may be relaxed according to the latter method: but those insects that require the contents of the abdomen to be removed, can never be altered, and therefore must be preserved in a recent state, or their beauty is lost for ever.

ARRANGING INSECTS IN A CABINET.

The modern practice, which is by far the best, is to arrange insects in columns, with the generic name fastened by a pin above, and the specific below them: the lines should be ruled with a black lead pencil, which will always admit of alteration, and look much neater than if ruled with ink. Males and females should be procured as far as possible. *Coleoptera*, *Orthoptera*, and *Hemiptera*, are arranged side by side, with an open-winged specimen below them. *Lepidoptera*, or Butterflies; four specimens of each species are preferred, to show the upper and under side of each sex: the Sphinges and Moths—the upper sides only are shown, as the specific characters are but seldom taken from the under side: in this and the following Orders the males are placed above, the females below; as they not only look much more natural, but save considerable room. Varieties should be procured and extended as far as possible, as they frequently tend to decide the species: mutilated specimens should be rejected; but as we cannot always readily replace them by perfect ones, it is much better to retain them. There is a vile practice in use among collectors, to mend such specimens by parts from other insects. I cannot sufficiently express my abhorrence of such ways, but should hope that no Naturalist, who is a lover of truth and an admirer of nature, will ever disgrace his cabinet by such paltry specimens, as they can be of no use in a scientific view, and only serve to lead to errors.

NO EXOTIC specimen should ever be placed in a collection of BRITISH INSECTS, however near it may approach in appearance; for by this means numbers of insects have been described as natives of Britain, merely on account of being found in such cabinets. Species are distinguished in many instances by such minute characters, and they approach each other by such imperceptible degrees, that we cannot be too particular in our examination, or too curious in knowing their habitats, as this frequently leads us to determine whether they are natives of this country.

Our best Entomologists, therefore, where they cannot obtain British specimens of rare insects, are naturally anxious to obtain foreign ones; but these as well as doubtful species are always kept in a drawer by themselves, which answers every good purpose of reference for the sake of becoming acquainted with the species: to this drawer a large label is affixed, as, EXOTIC SPECIMENS OF RARE BRITISH INSECTS. By this means a cabinet is rendered more valuable, as a dependence can be placed on the specimens it contains, and will ever remain a credit to its possessor, as it at once distinguishes the man of science and the lover of truth.

Every Entomologist should keep an exact journal of the insects he collects; with an account, as far as possible, of the place, food, times of appearance, &c. and place to each insect a number corresponding with that of his journal; he should also make a catalogue in which the names, generic and specific, are to be expressed, as also the synonyms, with reference to such authors as have described them. In his journal he must also insert observations on their manners, œconomy, &c. to illustrate as far as possible their natural history, for there is little doubt that many valuable discoveries are yet to be made by a proper attention to insects.

DIRECTIONS FOR THE MICROSCOPE.

MICROSCOPE—an optical instrument, by means of which very minute objects are represented exceedingly large, and viewed very distinctly, according to the laws of refraction or reflection.

Microscopes are properly distinguished into simple or *single*, and compound or *double*.

MICROSCOPES, *single*, are those which consist of a single lens or a single spherule.

MICROSCOPES, *compound*, consist of two or more lenses duly combined. As optics have been improved, other varieties have been contrived in the sorts of microscopes; hence we have *reflecting* microscopes, *water* microscopes, &c. Each of these two kinds has its peculiar advantage; for a single glass shows the object nearer at hand and rather more distinct; and a combination of glasses presents a larger field, or, in other words, exhibits more of an object equally magnified at one view. As each of these has its advantages, each of them has its advocates, at least in practice. The celebrated Leeuwenhoek never used any but single microscopes; and, on the contrary, Dr. Hook made all his observations with double ones.

History.—When, and by whom, microscopes were first invented is not certainly known. Huygens tells us that one Drebell, a Dutchman, had the first microscope in the year 1621, and that he was reputed the first inventor of it; though F. Fontana, a Neapolitan, in 1646, claims the invention to himself, but dates it from the year 1618. As a telescope inverted is a microscope, the discovery might easily enough have arisen from thence.

Nothing more is certain concerning microscopes, than that they were first used in Germany about the year 1621. According to Borellus, they were invented by Zacharias Jansen, in conjunction with his son, who presented the first microscope they had constructed to Prince Maurice, and Albert archduke of Austria. William Borell, who

gives this account in a letter to his brother Peter, says, that when he was ambassador in England, in 1619, Cornelius Drebell showed him a microscope, which he said was the same that the archduke had given him, and had been made by Jansen himself. The limits of this work will not admit of a description of all the microscopes that have been invented, or the principle and laws by which they are regulated: for much useful and further information on the subject I must therefore refer the reader to the works of Baker, Adams, and others on the microscope, where every information on this head will be found.

It may not be amiss, to state clearly and distinctly the method of determining the magnifying powers of glasses employed in single microscopes. 1st. If the focus of a convex lens be at one inch, and the natural sight at eight inches, which is the common standard, an object may be seen through that lens at one inch distant from the eye, and will appear in its diameter eight times larger than to the naked eye. But as the object is magnified every way equally, in length as well as breadth, we must square this diameter to know really how much it appears enlarged, and we shall then find that its superficies is indeed magnified sixty-four times.

2dly. Suppose a convex lens whose focus is at one-tenth of an inch distance from its centre; in eight inches there are eighty such tenths of an inch, and therefore an object may be seen through this lens eighty times nearer than it can distinctly by the naked eye. It will consequently appear eighty times longer and eighty times broader than it does to common sight; and as eighty multiplied by eighty makes six thousand and four hundred, so many times it really appears magnified.

3dly. To go one step further: if a convex glass be so small that its focus is no more than one-twentieth of an inch distant, we shall find that eight inches, the common distance of sight, contains a hundred and sixty of these twentieth parts; and, in consequence, the length and breadth of an object, when seen through such lens, will each be magnified a hundred and sixty times, which multiplied by a hundred and sixty to give the square, will amount to twenty-five thousand six hundred: and so many times, it is plain, the superficies of the object must appear larger than it does to the naked eye at the distance of eight inches.

Therefore, in a single microscope, to learn the magnifying power of any glass, no more is necessary than to bring it to its true focus, the exact place of which will be known by an object's appearing perfectly distinct and sharp when placed there. Then, with a pair of small compasses, measure, as nearly as you can, the distance from the centre of the glass to the object you were viewing, and by afterwards applying the compasses to any ruler with a diagonal scale of the parts of an inch marked on it, you will easily find how many parts of an inch the

said distance is. When that is known, compute how many times those parts of an inch are contained in eight inches, the common standard of sight, and that will give you the numbers of times the diameter is magnified: squaring the diameter will give you the superficies; and if it be an object whose depth or whole contents you would learn, multiplying the superficies by the diameter will show the cube or bulk.

A TABLE of the magnifying Powers of Convex Glasses employed in Single Microscopes, according to the Distance of their Focus; calculated by the Scale of an Inch divided into a Hundred Parts: showing how many Times the Diameter, the Superficies, or the Cube of an Object is magnified, when viewed through such Glasses, to an Eye whose natural Sight is at Eight Inches, or Eight Hundreds of a Hundredth Part of an Inch.

Focal Distance of the Lens or Microscope in 100dths of an Inch.	Number of Times that the Diameter of an Object is magnified.	Number of Times that the Surface of an Object is magnified.	Number of Times that the Cube of an Object is magnified.
$\frac{1}{2}$ or 50	16	256	4,096
$\frac{1}{3}$ or 33	20	400	8,000
$\frac{1}{4}$ or 25	26	676	17,576
$\frac{1}{5}$ or 20	40	1,600	64,000
15	53	2,806	148,877
14	57	3,249	185,193
13	61	3,721	226,981
12	66	4,356	287,496
11	72	5,184	373,248
$\frac{1}{10}$ or 10	80	6,400	512,000
9	88	7,744	681,472
8	100	10,000	1,000,000
7	114	12,996	1,481,544
6	133	17,689	2,352,637
$\frac{1}{50}$ or 5	160	25,600	4,096,000
4	200	40,000	8,000,000
3	266	70,756	18,821,096
$\frac{1}{50}$ or 2	400	160,000	64,000,000
1	800	640,000	512,000,000

METHOD OF USING THE MICROSCOPE.

In using the microscope there are three things necessary to be considered; 1st, The preparation and adjustment of the instrument itself. 2dly, The proper quantity of light, and the best method of directing it to the object. 3dly, The method of preparing the objects, so that their texture may be properly understood.

Preparation of the instrument.—1st, With regard to the microscope itself, the first thing necessary to be examined is, whether the glasses are clean or not; if they are not so, they must be wiped with a piece of soft leather, taking care not to soil them afterwards with the fingers; and, in replacing them, care must be taken not to place them in an oblique situation. We must likewise be careful not to let the breath fall upon the glasses, nor to hold that part of the body of the instrument where the glasses are placed with a warm hand; because, thus, the moisture, expelled by the heat from the metal, will condense upon the glass, and prevent the object from being distinctly seen. The object should be brought as near the centre of the field of view as possible, for there only it will be exhibited in the greatest perfection. The eye should be moved up and down from the eye-glass of a compound microscope, till the situation is found where the largest field and most distinct view of the object are to be had; but every person ought to adjust the microscope to his own eye, and not depend upon the situation it was placed in by another. A small magnifying power should always be begun with; by which means the observer will best obtain an exact idea of the situation and connection of the whole, as well as the connection and use of the parts. A living animal ought to be as little hurt or discomposed as possible.

Great caution is to be used in forming a judgement on what is seen by the microscope, if the objects are extended or contracted by force or dryness.

Nothing can be determined about them without making the proper allowances; and different lights and positions will often show the same object as very different from itself. There is no advantage in any greater magnifier than such as is capable of showing the object in view distinctly; and the less the glass magnifies, the more pleasantly the object is always seen.

The colours of objects are very little to be depended on, as seen by the microscope; for their several component particles being by this means removed to great distances from one another, may give reflections very different from what they would if seen by the naked eye. Some consideration is likewise necessary in forming a judgement of the motions of living creatures, or even of fluids, when seen through the microscope; for as the moving body, and the space wherein it moves, are magnified, the motion will also be increased.

2d. On the management of the light depends in a great measure the distinctness of the vision: and as, in order to have this in the greatest perfection, we must adapt the quantity of light to the nature of the object, and the focus of the magnifier, it is therefore necessary to view it in various degrees of light. In some objects it is difficult to distinguish between a prominence and a depression, a shadow or a dark marking; or between a reflection of light, and whiteness, which is particularly observable in the eyes of *Libellule* and other insects; all of them appearing very different in one position from what they do in another. The brightness of an object likewise depends on the quantity of the light, the distinctness of vision, and on regulating the quantity to the object; for some will be in a manner lost in a quantity of light scarcely sufficient to render another visible.

The light of a lamp or candle is generally better for viewing microscopic objects than daylight, it being easier to modify the former than the latter, and to throw it upon the objects with different degrees of density. The best lamp that can be used for this purpose is the one invented by Count Rumford, which moves on a rod, so that it may be easily raised or depressed. The light of a candle or lamp is increased, and more directly thrown upon the reflecting mirror or object, by means of a convex lens mounted on a semicircle and stand, so that its position may be easily varied. If the light thus collected from a lamp be too powerful, it may be lessened by placing a piece of thin writing-paper, or a piece of fine grayed glass, between the object and the reflecting mirror. Thus a proper degree of light may be obtained, and diffused equally all over the surface of an object, a circumstance which ought to be particularly attended to; for if the light be thrown irregularly upon it, no distinct view can be obtained.

The examination of objects so as to discover truth, requires a great deal of attention, care, and patience; with some skill and dexterity, to be acquired chiefly by practice, in the preparing, managing, and applying them to the microscope.

Whatever object offers itself as the subject of our examination, the size, contexture, and nature of it are first to be considered, in order to apply it to such glasses, and in such a manner, as may show it best. The first step should always be to view the whole together with such a magnifier as can take it in all at once; and after this the several parts of it may the more fitly be examined, whether remaining on the object, or separated from it. The smaller the parts are which are to be examined, the more powerful should be the magnifiers employed. The transparency or opacity of the object must also be considered, and the glasses employed accordingly suited to it; for a transparent object will bear a much greater magnifier than one which is opaque, since the nearness that a glass must be placed at, unavoidably darkens an

object in its own nature opaque, and renders it very difficult to be seen, unless by the help of a silver speculum.

The nature of the object also, whether it be alive or dead, a solid or a fluid, an animal, a vegetable, or a mineral substance, must likewise be considered, and all the circumstances of it attended to, that we may apply it in the most advantageous manner. If it be a living object, care must be taken not to squeeze or injure it, that we may see it in its natural state and full perfection. If it be a fluid, and that too thick, it must be diluted with water; and if too thin, we should let some of its watery parts evaporate. Some substances are fittest for observation when dry, others when moistened; some when fresh, and others after they have been kept some time.

Transparent objects.—Most objects require also some management in order to bring them properly before the glasses. If they are flat and transparent, and such as will not be injured by pressure, the usual way is to inclose them in sliders between talc, or, what is certainly preferable, between two slips of glass. For this purpose thin and clear glass must be used. The slips should be about three inches in length and half an inch in width: a piece of paper, the size of the glass, must be placed between them, with circular or oblong holes cut a little larger than the object intended to be placed between them;—one side of the paper should be washed over with a little gum-water, fastened on one of the glasses, and suffered to dry; the objects are then to be placed on the glass where the holes are cut in the paper; the upper part of the paper is then to be slightly touched with gum-water; and the other glass may be placed on it. This plan answers well for the transparent wings of insects, &c.

Opaque objects are best preserved and viewed in the following manner: Cut card- or drawing-paper into small pieces of about a quarter of an inch in diameter, and with a fine camel's hair pencil, or the point of a pen, put a little gum-water in the centre of it; if the object is an insect, display the legs, antennæ, &c. by means of a fine needle (as in *pl. 12. fig. 6.*); the gum, when dry, will fix the insect in this position. The seeds of plants, minerals, &c. may be preserved in this way. Paper of different colours should be chosen for different objects, in order to render them the more conspicuous, such as a black paper for a white subject, &c.

Objects prepared in this way are extremely convenient for viewing, and by means of the pliers they may be examined in every direction; a pin may be passed through the paper or card, and the objects kept in a small box lined with cork. The boxes may be made the size and form of an octavo or quarto volume, and kept on shelves, in the manner of books; if made in the book form the backs should be lettered, and the collection may be continued to any extent.

Living Objects.—These will be treated of hereafter under the head *Animalcula*.

No part of the creation affords such an infinite variety of subjects for the microscope as insects. “Insects,” observe Messrs. Kirby and Spence, in their *Introductory Letter to Entomology*, “indeed, appear to have been Nature’s favourite productions, in which, to manifest her power and skill, she has combined and concentrated almost all that is either beautiful and graceful, interesting and alluring, or curious and singular, in every other class and order of her children. To these, her valued miniatures, she has given the most delicate touch and highest finish of her pencil. Numbers she has armed with glittering mail, which reflects a lustre like that of burnished metals; in others she lights up the dazzling radiance of polished gems. Some exhibit a rude exterior, like stones in their native state; while others represent their smooth and shining face after they have been submitted to the tool of the polisher: others again, like so many pygmy Atlases bearing on their backs a microcosm, by the rugged and various elevations and depressions of their tuberculated crust, present to the eye of the beholder no unapt imitation of the unequal surface of the earth, now horrid with mis-shapen rocks, ridges, and precipices—now swelling into hills and mountains—and now sinking into valleys, glens, and caves; while not a few are covered with branching spines, which fancy may form into a forest of trees.

“What numbers vie with the charming offspring of Flora in various beauties! some in the delicacy and variety of their colours, colours not like those of flowers evanescent and fugitive, but fixed and durable, surviving their subject, and adorning it as much after death as they did when it was alive; others, again, in the veining and texture of their wings; and others in the rich cottony down that clothes them. To such perfection, indeed, has Nature in them carried her mimetic art, that you would declare, upon beholding some insects, that they had robbed the trees of their leaves to form for themselves artificial wings, so exactly do they resemble them in their form, substance, and vascular structure; some representing green leaves, and others those that are dry and withered. Nay, sometimes this mimicry is so exquisite, that you would mistake the whole insect for a portion of the branching spray of a tree. No mean beauty in some plants arises from the fluting and punctation of their stems and leaves, and a similar ornament conspicuously distinguishes numerous insects, which also imitate with multiform variety, as may particularly be seen in the caterpillars of many species of the butterfly tribe (*Papilionidæ*), the spines and prickles which are given as a *Noli me tangere* armour to several vegetable productions.

“In fishes the lucid scales of varied hue that cover and defend them

are universally admired, and esteemed their peculiar ornament; but place a butterfly's wing under a microscope, that avenue to unseen glories in new worlds, and you will discover that nature has endowed the most numerous of the insect tribes with the same privilege, multiplying in them the forms, and diversifying the colouring of this kind of clothing beyond all parallel. The rich and velvet tints of the plumage of birds are not superior to what the curious observer may discover in a variety of *Lepidoptera*; and those many-coloured eyes which deck so gloriously the peacock's tail are imitated with success by one of our most common butterflies. Feathers are thought to be peculiar to birds; but insects often imitate them in their antennæ, wings, and even sometimes in the covering of their bodies.—We admire with reason the coats of quadrupeds, whether their skins be covered with pile, or wool, or fur; yet are not perhaps aware that a vast variety of insects are clothed with all these kinds of hair, but infinitely finer and more silky in texture, more brilliant and delicate in colour, and more variously shaded than what any other animals can pretend to.

“In variegation insects certainly exceed every other class of animated beings. Nature, in her sportive mood, when painting them, sometimes imitates the clouds of heaven; at others, the meandering course of the rivers of the earth, or the undulations of their waters: many are veined like beautiful marbles; others have the semblance of a robe of the finest net-work thrown over them: some she blazons with heraldic insignia, giving them to bear in fields sable—azure—vert—gules—argent and or, fesses—bars—bends—crosses—crescents—stars, and even animals. On many, taking her rule and compasses, she draws with precision mathematical figures: points, lines, angles, triangles, squares, and circles. On others she pourtrays, with mystic hand, what seem like hieroglyphic symbols, or inscribes them with the characters and letters of various languages, often very correctly formed; and what is more extraordinary, she has registered in others figures which correspond with several dates of the Christian era.

“Nor has nature been lavish only in the apparel and ornament of these privileged tribes; in other respects she has been equally unsparing of her favours. To some she has given fins like those of fish, or a beak resembling that of birds; to others horns, nearly the counterparts of those of various quadrupeds. The bull, the stag, the rhinoceros, and even the hitherto vainly sought for unicorn, have in this respect many representatives amongst insects. One is armed with tusks not unlike those of the elephant; another is bristled with spines, as the porcupine and hedge-hog with quills; a third is an armadillo in miniature; the disproportioned hind legs of the kangaroo give a most grotesque appearance to a fourth; and the threatening head of the snake is found in a fifth. It would, however, be endless to produce all

the instances which occur of such imitations; and I shall only remark that, generally speaking, these arms and instruments in structure and finishing far exceed those which they resemble."

METHOD OF DISSECTING INSECTS.

Swammerdam excelled in the preparation of insects. Neither difficulty nor disappointment could make him abandon the pursuit of any object until he had obtained a satisfactory idea of it. But, unhappily, few of the methods he used in preparing his objects for the microscope are now known. Boerhaave examined with the strictest attention all the letters and manuscripts of Swammerdam which he could find; but his researches were far from being successful. The following are all the particulars which have come to the knowledge of the public.

For dissecting small insects Swammerdam had a brass table, to which were affixed two brass arms moveable at pleasure to any part of it. The upper part of these vertical arms was constructed in such a manner as to have a slow vertical motion; by which means the operator could readily alter the height as he saw convenient. One of these arms was to hold the minute objects, and the other to apply the microscope.

The lenses of Swammerdam's microscopes were of various sizes as well as foci; but all of them the best that could be procured both for the transparency of the glass and the fineness of the workmanship. His observations were always begun with the smallest magnifiers, from which he proceeded to the greatest; but in the use of them he was so exceedingly dexterous, that he made every observation subservient to that which succeeded it, and all of them to the confirmation of each other and to the completing of the description. His chief art seems to have been in constructing scissars of an exquisite fineness, and making them very sharp. Thus he was enabled to cut very minute objects to much more advantage than could be done by knives and lancets; for these, though ever so sharp and fine, are apt to disorder delicate substances by displacing some of the filaments and drawing them after them as they pass through the bodies; but the scissars cut them all equally. The knives, lancets, and styles he made use of in his dissections, were so fine that he could not see to sharpen them without the assistance of a magnifying glass; but with these he could dissect the intestines of bees with the same accuracy that the best anatomists can do those of large animals. He made use also of very small glass tubes, no thicker than a bristle, and drawn to a very fine point at one end but thicker at the other. These were for the purpose of blowing

up, and thus rendering visible, the smallest vessels which could be discovered by the microscope, to trace their courses and communications, or sometimes to inject them with coloured liquors.

PARTS OF INSECTS FOR THE MICROSCOPE.

The head and the parts of the mouth can seldom be examined without the aid of a microscope; consequently, much still remains to be done in this department of science: the *pulpi*, *mandibles*, *maxillæ*, &c. (for their use and situation, see page 21 to 29) would form a most beautiful series of objects, which may be rendered still more interesting by a knowledge of the manners, economy, &c. of the animals; these parts can always be separated and displayed, however old the specimen may be, by being plunged into boiling water, and then placed on a piece of blotting paper to extract whatever water remains about them: the parts of the mouth may then be displayed by means of the setting needle, and when the articulations are fine and in danger of breaking, a camel's hair pencil will be found extremely useful. The abdomen and legs frequently display the most lively and brilliant colours, especially the *Chrysalidæ*; the minute *Ichneumons* are no less to be admired, either for their beauty or the singularity of their manners. The wings, for transparent objects, form an endless variety; the disposition of the nerves is frequently found essential in their generic character, as in the *Tenthredinidæ*: these, no doubt, would frequently, with other parts, be useful in forming natural genera of many families, both of *Hymenoptera* and *Diptera*, as the parts are easy of examination: in fact, there is no part of an insect but what may be rendered a pleasing and interesting subject. The copious directions for collecting them that I have before given, will render any further directions on this head unnecessary.

There is no substance in nature but what will bear an examination by the microscope: consequently this instrument is a never-failing source of rational amusement; the hair of animals, the feathers of birds, the scales of fish, bones, the circulation of the blood, cuttings of wood, seeds, vegetable infusions, the leaves of plants, and the innumerable *animalcula* which are found in every decaying substance, will afford employment never to be regretted: I shall therefore close this part of the subject by a few brief directions for preparing, examining, and obtaining the above, which I trust will be found sufficient for the purpose.

PARTS OF ANIMALS.

Pores of the Skin may be examined by cutting off a thin slice from any soft part of the body that is not hairy, such as from between the fingers, with a razor or sharp penknife—this is a transparent object.

Hair.—The hairs of different animals vary widely in their appearance, as also the hairs from the various parts of the human body, and will furnish a pleasing series of objects.

Calcined Bones.—Bones should be heated red hot in a clear fire, by which means all the animal juices will be destroyed, and little will be left but pure lime of a most delicate whiteness, and highly interesting from the beauty of the cells:—this is an opaque object. Some useful hints on this subject will be found in the 9th volume of the *Medico-Chirurgical Society Transactions*, in a paper by Mr. Howship, which is illustrated by plates with the specimens magnified.

Feathers of Birds.—These afford an almost endless variety of objects, both opaque and transparent.

Scales of Lizards, Snakes, and Fish.—These should be carefully cleansed from any dirt or filth; they may always be cleaned by soaking in water and brushing with a camel's hair pencil.

Blood.—The circulation of the blood may be easiest seen in the tails or fins of small fish, which should be placed in a very thin glass tube.

Crustacea.—Many animals of this Class require the aid of the microscope; to the lovers of the microscope they are highly interesting, and well deserving their attention, from the little that is known concerning them: a few of the species are enumerated in the first subclass of the *Crustacea*, p. 78 to 82.

Arachnoida.—Several species of this Class are very minute; they are found beneath the bark of trees, attached to the legs of insects, &c. As an example of the care we should take in preparing objects for the microscope, as well as forming an idea of them, it is worth notice to mention, that the figure of the "*Lobster insect*," (a species of *Obisium*) given in *Adams's Essays on the Microscope*, 4to. has a dentation on the outer part of the inner claw, which is in fact a fracture produced by compression; this was pointed out to me by my much respected friend T. Carpenter, Esq. of Tottenham, who has the identical specimen in his extensive collection. Many parts of the Spiders form most beautiful objects, especially the eyes. The webs of spiders in hedges, garden gates, and gates in woods, may frequently be examined with advantage, as these are nets in which many minute and rare insects may be found.

Acari.—This Class of animals have long been celebrated as objects for the microscope; yet it is to be regretted that very little is yet known of them, most collectors being satisfied by possessing a specimen of the "*cheese mite*," to exhibit one of the wonders of the little world.

Shells.—Minute shells; these form most elegant subjects, and in general fetch a very high price; but they may be easily obtained by examining with a microscope the sand found on the sea shores; they are used as opaque objects, and should be placed on a coloured paper that is the greatest contrast to the shell. An enumeration with figures of most of the minute British shells will be found in Montagu's *Testacea Britannica*, and Walker's *Testacea minuta*, 4to. 1784.

Animalcula.—These animals are so exceedingly numerous that volumes might be written on them. I shall therefore give only a few brief directions for the best methods of obtaining them in vegetable infusions, &c.

Infusions of Pepper.—Bruise as much common black pepper as will cover the bottom of an open jar, and lay it thereon about half an inch thick: pour as much soft water into the vessel as will rise about an inch above the pepper, shake the whole well together; after which they must be stirred, but be left exposed to the air for a few days, in which time a thin pellicle will be formed on the surface, in which innumerable animals are to be discovered by the microscope.

Eels in Paste—may be obtained by boiling a little flour and water into the consistence of honey, then exposing it to the air in an open vessel, and beating it frequently to prevent the surface from growing hard: in summer, after a few days, eels will be found in myriads visible to the naked eye, and may be preserved for a length of time by keeping the paste moistened with water.

Vegetable Infusions.—These as well as *animal infusions* are by far the best methods of procuring animalcula. Plants should be placed in a glass of either rain or river water, and suffered to remain until a scum is observed on the surface of the water, which acquires thickness by standing. In this scum the greatest number of animalcules are found. Sometimes it is necessary to dilute the infusions; but this ought always to be done with water, not only distilled but viewed through a microscope, lest it should also have animalcules in it, and thus prove a source of deception.

Stagnant waters contain also immense numbers of these very minute but interesting animals; they are also found adhering to duckweed, pieces of wood, &c. A quantity of these should be collected and thrown into clean water; they may then be separated and further examined.

Zoophytes and Corals.—These are only to be obtained on the sea shore, and are found at the recess of the tide. When an opportunity occurs of collecting in these places, every piece of sea weed, &c. should be examined, as many very rare marine animals are frequently found in them, especially after a storm.

VEGETABLES.

Seeds of Plants afford many pleasing objects, as well as the leaves, &c. : they should be gunned to paper, as directed for Insects.

Moss.—This, in the winter months, should always be collected and carefully examined, as it not only furnishes many curious subjects of itself, but likewise harbours many very beautiful insects, minute shells, &c.

Farina or the Pollen of Plants affords some curious subjects, and is well deserving of a further investigation. In the sixth volume of the *Transactions of the Linnean Society* is given an *Account of a Microscopical investigation of several species of Pollen, with some Remarks and Questions on the structure and use of that part of vegetables*. By Luke Howard, Esq. from which the following is extracted.

“ I began my observations,” says Mr. Howard, “ with the Hazel-tree (*Corylus Avellana*). On a calm dry day I shook off some of the pollen from the expanded catkins upon a clean piece of writing-paper : I also gathered some of the catkins and female buds. These I viewed separately on a clear plate of glass, usually transmitting the light through them from a speculum below, and with different magnifying powers, preferring those which, without enormously enlarging the objects, gave a clear view of the structure and position of several at once.

“ 1. *Corylus Avellana*.—Anthers furnished with transparent horn-like appendages. Pollen crumbles from the surface, and is sometimes so abundant as to fall in a visible cloud on the slightest motion of a branch. To the naked eye it is a fine yellow powder. A few grains laid on the glass plate and viewed with the lens, No. 4 ; some appear of an irregular angular shape, opake, except in one or two parts, where light passing presents the appearance of a perforation ; others nearly spherical, the surface divided by depressed lines into a number of convex facets. The transparency of these is such, that they reflect the image of a small object held under them, as well as a drop of liquid. On repeating the examination, the former are found to come from the most mature anthers, and to differ from the latter only as a raisin does from a grape. A clear drop of distilled water being put on the glass, both kinds imbibe it with the avidity of a sponge, at the same time distending and spreading abroad in the water, but without any motion further than that which this expansion causes. When saturated with the water they remain at the bottom, clear as the liquid itself, and all alike distended to a bulk many times greater than their original one in a dry state. They are now seen to be multilocular capsules, having septa in various directions within them, the union of which with the external membrane appears at the angles in the dry state, and at the depressed lines in the wet.

“ These capsules may be kept in the water for several days without any further perceptible change. When that is dried up they return to the opaque state, and the same operation may be several times repeated on them.

“ In exhibiting this spectacle to some friends, pure water not being just at hand, a drop of brandy was substituted for it. This gave rise to a phenomenon equally curious and unexpected. The grains expand as in the water; but in the mean time they are put into rapid motion, each grain darting from side to side with the vivacity of a swarm of gnats in the air. As they approach to complete expansion the motion dies away, and one after another sinks to the bottom. By a small addition of fresh brandy some few are excited a second time, but with fainter movements. Presently the liquid begins to be obscured, and in a few minutes the grains are mostly dispersed and decomposed, and the spirit exhaling, leaves a sort of extract on the glass mixed with many undissolved particles, among which sometimes appear a few unbroken grains, much changed, and now resembling an empty bladder lying flat.”

Mr. Howard, after the same experiments on various other plants, observes, “ The proper spirit for this purpose seems to be a mixture of one part of pure spirit of wine with two of water. A stronger spirit or spirit of wine alone may sometimes be required, when we operate upon a pollen which has by any means become previously saturated with moisture, (or has lost, by keeping, a part of its irritability,) but it does not enter the dry grain so readily as water alone.

“ It is proper here to remark, that the utmost care is requisite to prevent accidental mixtures of the subjects or menstrua in these experiments, which might greatly embarrass and mislead the observer; separate pieces of clear glass for the several kinds, and separate pointed glass tubes to convey the liquids, will therefore be requisite. It will be proper attentively to examine the pollen dry, as well as the liquids before they are used, in order to be satisfied of the absence of animalcules and other extraneous matter which might be suspected to influence the appearances.

“ I do not pretend to say that the above-related experiments were absolutely free from optical deception; but I may venture to affirm, from frequent repetition of them, that when tried with due precaution, they will scarcely ever be found to fail of producing the appearance related.”

MINERALS.

Crystals.—The name Crystal is given to those polyhedral bodies, produced by nature and the operations of chemistry, which possess a regular geometrical form and rectilinear interior structure.

Observation has shown that every substance in crystallizing has a tendency to assume a peculiar figure. *Common salt* crystallizes in cubes, *Epsom salts* in six-sided prisms, *Alum* in octahedrons, *Sugar-candy* in oblique four-sided prisms with wedge-shaped summits. But the crystalline form in any crystallizable material is liable to be altered by circumstances affecting the crystallizing process; and hence the geometrical forms which the same identical substances present, often bear no such resemblance to each other as would seem to indicate their relation. There are, nevertheless, a certain number of figures peculiar to every crystallizable body, and the crystals of that substance assume one or other of these forms, and no other. *Common salt*, for example, when it has assumed its true crystalline shape, presents itself in the form of cubes; it is also met with in octahedrons, dodecahedrons, or some figure appertaining to these solids. *Sugar-candy* usually crystallizes in oblique four-sided prisms, and it likewise occurs in cubes and in six-sided prisms with wedge-shaped summits variously modified. *Alum* crystallizes in octahedrons, but it also occurs in cubes.

Method of obtaining Crystals.—The method of effecting the crystallization of such bodies as require a previous state of solution, and among which the class of Salts holds a distinguished rank, consists of heating the solution so as to dissipate gradually part of the water by evaporation. It is thus that chemists proceed for obtaining crystals of sulphate of potash, muriate of potash, &c.

The figure of crystals has very little regularity if the water be evaporated too hastily, as by boiling; but by keeping the saline solution in a gentle heat, very beautiful and very regular crystals are obtained in a longer or shorter space of time; and there is scarcely any salt which may not be made to assume a very distinct form by this process if it be skilfully conducted.—*Accum.*

Crystals of Camphor.—Camphor dissolves readily in spirits of wine. To obtain the crystals it is only necessary to place one drop on a piece of glass; the glass should be held over a candle a few seconds to accelerate the evaporation of the spirit, and then placed in the microscope, when the configuration may be seen.

Crystals of Silver.—This forms a very beautiful and interesting object. In one drop of nitrate of silver put a small piece of very fine brass wire; this must be immediately placed in the microscope, and the crystals will extend gradually till the whole quantity of fluid is evaporated.

Minerals of all kinds frequently exhibit very curious objects. Sand also should be collected and examined, as it is subject to great variety:—in fact, a very good knowledge might be gained of Mineralogy from small specimens, which may be obtained at very reasonable prices, and which occupy but little room.

AN EXPLANATION

OF

THE TERMS USED IN ENTOMOLOGY.

ABDOMEN, that part of the body distinct from the thorax, forming the hinder part of the insect, and consisting of segments or rings. (*Pl. 10. fig. 7. c.*)

Æquale, when it is of the same breadth with the thorax.

Barbatum, with tufts of hair at the sides or extremity.

Falcatum, shaped like a sickle.

Pctiolatum, attached to the thorax by means of a slender elongated tube.

Planum, the under part flat.

Sessile, sitting attached to the thorax in its whole breadth; not distant and connected by a filament.

Subpctiolatum, attached to the thorax by a short tube, nearly equalling the thorax in breadth.

ACULEUS, *the Sting*, an elongated dart, often poisonous, seated in the extremity of the abdomen.

Compositus, having two or more sharp points or darts.

Exsertus, projecting, not lying hid within the body.

Reconditus, always concealed within the abdomen, and seldom thrust out.

Retractilis, for the most part exserted, but capable of being drawn in.

Simplex, having one dart or point.

Vaginatus, inclosed in a bivalve sheath.

ALÆ, *the Wings*, the instruments of flight.

Acuminatæ, terminating in a subulated apex.

Angulatæ, the posterior margin having prominent angles.

Angulus ani, the posterior angle of the inferior wings.

Angulus posticus, that extremity of the wing which is opposite to the base and to the apex.

Apex, the part opposite to the base, terminating the anterior margin. (*Pl. 10. fig. 8. c.*)

Basis, the part by which it is connected with the thorax. (*Pl. 10. fig. 8. b.*)

- Bicaudatæ*, the hinder wings having two projecting processes.
- Caudatæ*, in which one or more projections in the hinder wings are extended into processes.
- Concolores*, of the same colour both on the upper and under surfaces.
- Connixentes*, which when at rest have the anterior margin in part contiguous to the inner or posterior margin, whether erect or incumbent.
- Convolutæ*, wrapping round the body, the upper surface forming a convexity.
- Costæ*, the margin between the base and the apex.
- Crenatæ*, the margin notched, but in such a way that the incisures are pointed to neither extremity.
- Cruciatæ*, incumbent, but the inner margins lying over each other.
- Cruciatæ complicatæ*, folded together crosswise.
- Deflexæ*, incumbent, but not horizontally, the outer edges declining towards the sides.
- Dentato-erosæ*, hollowed, with denticulations between the hollows.
- Denticulatæ*, with minute distinct teeth.
- Denudatæ*, a certain part destitute of scales, but opaque.
- Digitatæ*, divided nearly to the base like fingers.
- Discus*, the space between the base, the apex, the margin, and the suture.
- Divaricatæ*, incumbent, but diverging behind.
- Elongatæ*, the posterior margin longer than the interior.
- Erectæ*, when at rest, standing up so as to approach each other.
- Erosæ*, with minute obtuse hollows and unequal lacinia.
- Excaudatæ*, having no projecting processes.
- Extensæ*, not lying upon one another.
- Falcata*, the posterior margin obtusely hollowed.
- Fenestratæ*, with one or more transparent spots.
- Fissæ*, digitated, divided into linear portions with straight margins.
- Gymnoptera*, membranaceous and transparent without scales.
- Horizontales*, which when at rest are parallel to the horizon.
- Hyalinæ*, quite transparent.
- Incumbentes*, which when the insect is at rest cover the back of the abdomen horizontally.
- Incurvatæ*, the anterior margin bent like an arch.
- Integerrimæ*, with a margin linear and not in any wise cut.
- Integræ*, undivided without indentations.
- Irroratæ*, marked with exceedingly minute points.
- Lanceolatæ*, oblong attenuated at both extremities.
- Maculatæ*, marked with spots.
- Margo exterior, anticus, crassior alæ*, the margin between the base and the apex.

- Margo posterior*, the margin between the apex and the *angulus posticus*.
- Margo interior* or *tenuior*, the margin between the base and the *angulus posticus*.
- Nebulosa*, marked with many scattered, abrupt lines, of various forms.
- Nervosa*, with nerves large for the size of the wing.
- Nitidissima*, with scales exceedingly smooth and resplendent.
- Ocellata*, with one or more *ocelli*, or eye-like markings.
- Pagina superior*, the upper surface of the wings.
- Pagina inferior*, the under surface.
- Patentes*, horizontal, extended when at rest, not uniting or incumbent.
- Patula*, nearly horizontal, little inclined, and not incumbent.
- Plana*, extended horizontally, which cannot be folded up.
- Plicata*, wings which when at rest are folded up, but expanded in flight.
- Punctata*, marked with very small dots.
- Radiata*, with nerves diverging like rays from a common centre.
- Repanda*, with a waving but plain margin.
- Reticulata*, with nerves disposed like net-work.
- Reversa*, deflexed, the margin of the secondary wings projecting from under the primary.
- Rotundata*, the posterior margin rounded and devoid of angles.
- Subcaudata*, the process in the posterior wings, hardly longer than a serrature.
- Suberosa*, somewhat indented, but irregularly.
- Tessellata*, marked with black spots so disposed as to resemble a chequered pavement.
- Truncata*, with the posterior angle straight.
- Tumida*, with elevated membranes among the veins.
- Variiegata*, of different colours.
- Undulata*, marked with continuous and nearly parallel waving lines.
- Ungiculata*, with a membranaceous tooth or claw at the *costa* or exterior margin.
- ANASTOMOSIS, a spot in the upper wing, at the branching of the nerves, near the anterior margin.
- Striga*, observing the course of the nerves.
- ANTENNÆ (or *Horns*) For the supposed use of these organs see p. 21. They are subject to the greatest variety; the number of joints, their form, &c. should always be considered, as they are useful in distinguishing genera; they are discriminated as follows.
- Aculeata*, armed with small sharp points.
- Aculeato-serrata*, set with thick prickles turned towards the apex.

- Aculeato-uncinata*, set with hook-shaped prickles.
- Acuminato-setacea*, terminated with a stiff sharp-pointed hair.
- Amphi-ophthalmæ*, wholly or in part surrounded by the eyes.
- Approximate*, close together at their base.
- Aristata*, furnished with a compressed lateral knob, having attached to it a short beard or bristle.
- Articulata*, with distinct joints or articulations.
- Barbata*, with tufts of hair at the articulations.
- Breves*, shorter than the body.
- Capitata*, clavated, ending in a knob.
- Catopthalmæ*, when placed behind the eyes.
- Ciliatæ*, fringed with parallel *setæ*, inserted along the side of the *antennæ* through their whole length.
- Clavata*, club-shaped, terminating in a knob; growing gradually thicker towards the apex.
- Coadunata*, connected at the base.
- Dentata*, set with remote spreading points in one direction.
- Distinctæ*, not united at their base.
- Elongata*, when longer than the head.
- Exarticulata*, with no distinct articulations.
- Filata*, simple, without a lateral hair or thread.
- Filiformes*, of the same thickness through their whole length.
- Hyperophthalmæ*, placed above the eyes.
- Hypophthalmæ*, placed under the eyes.
- Lamellatæ*, pectinated, but with scales instead of bristles.
- Longæ*, longer than the body.
- Mediocres*, of the same length with the body.
- Moniliformes*, with distinct subglobular joints or bead-like articulations.
- Mucronata*, terminating in a sharp projecting point.
- Nudæ*, not garnished with hairs or bristles.
- Nutantes*, at the points bent downwards.
- Pectinata*, comb-shaped, or sending out from both sides parallel bristles the whole length.
- Perfoliatæ*, the club being horizontally divided, the pieces connected in the middle.
- Perfoliato-imbricatæ*, consisting of small concave pieces, imbricated and connected in the middle.
- Plumosæ*, like a plume of feathers.
- Porrectæ*, stretched straight forward.
- Prismaticæ*, linear, with more than two flat sides.
- Pro-ophthalmæ*, placed before the eyes.
- Ramosæ*, with many lateral branches.
- Remotæ*, distant from each other.
- Rigidæ*, not flexible.

Securiformes, shaped somewhat like an axe.

Serrata, toothed like a saw, the incisures turned towards the extremities.

Setaceæ, growing gradually more attenuated from the base to the point.

Seticornes, in the shape of a bristle.

Simplices, not branched.

Spinosa, set with large subulated spines.

Spiriformes, rolled into a spiral form.

Subulata, linear at the base, growing more slender and pointed at the apex.

Truncata, the club terminated abruptly by a transverse line.

Verticillata, with hairs arranged in whorls at the joints.

Uncinata, clavated and mucronated, the point reflexed so as nearly to form a right angle.

APTERA, insects without wings; many of the *Coleoptera* are destitute of wings, and in most of such species the elytra are close, not separable: the females of several species of the *Lepidoptera* are also destitute of wings; as are also some of the *Hymenoptera*.

AREOLÆ, *Wing-cells*. In *Hymenoptera* these are essential in the generic character; as in *Tenthredinidæ*, &c.

Marginales, those cells situated on the upper part of the wing near the apex. (See *pl. 10. fig. 10. a. a.*)

Submarginales are beneath the above. (*Pl. 10. fig. 10. b. b. b.*)

ARTUS, the various instruments of motion, viz. the wings, the feet, &c. (See p. 33.)

ATOMUS, a very minute dot or point.

BODY. See CORPUS.

CAPUT. The *Head*.

Angulatum, the margin cornered.

Attenuatum, lengthened, blunt at the base, growing narrower at the apex.

Attenuatum posticè, blunt at the apex, narrower at the base.

Basis, the part connected to the thorax.

Canaliculatum, with one or more deep hollow lines.

Clypeatum, covered above with a leaf-like spreading substance.

Conicum, cylindrical, growing smaller at the apex.

Cornutum, some part ending in a horn.

Depressum, pressed downwards as it were, or thinner than broad.

Emarginatum, terminating in a notch.

Exsertum, distinctly separated from the thorax.

Gibbum, convex both above and below.

Inflexum, not on the same plane with the thorax, bending inward.

Integrum, undivided, without any furrow.

Lunatum, roundish, divided at the base by a hollow, the hinder angles acute.

- Marginatum*, with a free elevated margin.
- Muticum*, not furnished with horns, spines, or tubercles.
- Nutans*, fixed transversely at right angles with the thorax.
- Porrectum*, prominent and elongated.
- Prolongatum tubo*, the apex running out into a tube.
- Promincus*, on the same plane with the thorax, but narrower.
- Retractile*, capable of being drawn at pleasure within the thorax, and concealed there.
- Retractum*, placed within the thorax, and not to be distinguished from it.
- Rugosum*, wrinkled, marked with waved and elevated lines either longitudinally or transversely.
- Tuberculatum*, rough with rigid prominent warts or tubercles.
- CAUDA, *the Tail*, a part affixed to the extremity of the abdomen. (See p. 33).
- Aristata*, terminating in a bristle or slender thread.
- Biseta*, having two slender attenuated setæ.
- Foliacea*, spreading out like a membrane.
- Rostrata*, standing out like a beak.
- Setosa*, elongated, slender, gradually attenuated.
- Triquetra*, having three plane sides.
- Triseta*, having three slender attenuated setæ, as in *Ephemera*.
- CHELA, the extreme part of the foot, with a moveable lateral toe like the claw of a crab.
- CHRYSA LIS, (the pupa of those *Papilionidæ* that are often of a golden colour) synonymous with PUPA.
- CICATRIX, an elevated and somewhat rigid spot.
- CINGULA, coloured bands or belts surrounding the abdomen.
- CLYPEUS, a horny horizontal part of the head covering the mouth. (See p. 30.)
- COLEOPTRA, both elytra.
- COLOR.—The colour of insects varies greatly, and it frequently occurs that the species cannot be determined by this alone. Many circumstances will tend to alter the colour; as a change of food, the age, &c. and such casualties should be allowed for. In studying the species and arranging varieties, the extreme of both light and dark specimens should always be retained.
- Æruginosus*, light blueish green, like verdigrise.
- Albus*, dull white.
- Albidus*, dirty dull white.
- Ater*, the purest and deepest black.
- Atro-purpureus*, very dark red, almost approaching to black.
- Atro-virens*, dark green, bordering on dark blue.
- Aureus*, gold-yellow, without any foreign mixture.

- Aurantiacus*, orange, or a mixture of yellow and red.
Azureus, azure blue, nearly the same with *Ceruleus*, but bright like ultramarine.
Badius, chesnut or liver-brown bordering on dark red.
Brunneus, the darkest pure brown.
Cæsius, pale blue, verging towards gray.
Ceruleus, sky-blue.
Canus, hoary, with more white than gray.
Carneus, flesh-colour, something between white and red.
Cinereus, ash-colour, blackish gray.
Coccineus, cinnabar-colour, with a slight tinge of blue.
Crocus, saffron-colour, dark orange.
Cyaneus, dark blue like Prussian blue.
Ferrugineus, brown, verging towards yellow.
Flavo-virens, green, verging upon yellow.
Fuscus, brown, running into gray.
Griseus, lively light gray.
Glaucus, green, bordering upon gray.
Hepaticus, liver-brown.
Lacteus, shining white.
Lateritius, brick-colour, like *Miniatus*, but duller, and verging towards yellow.
Lilacinus, lilac, like *Violaceus*, but duller, and verging more towards red.
Lividus, dark gray running into violet.
Luteus, yellow.
Miniatus, high red, like red-lead.
Niger, black, with a tinge of gray.
Ochraceus, yellow, with a small tinge of brown.
Pallidus, of a pale cadaverous hue.
Pallide-flavens, pale or whitish yellow.
Prasinus, grass-green without any tinge of blue.
Punicus, fine bright red like carmine.
Roseus, rose-colour, a pale blood-red.
Sanguineus, pure red, but duller than *Punicus*.
Sulphureus, bright yellow.
Testaceus, a dark red, or brick-colour.
Violaceus, violet-colour, a mixture of blue and red.
Vitellinus, yellow, with a slight tinge of red.
- CORPUS, the *Body* (and see also ABDOMEN). This part is frequently considered in the generic characters, and designated as under.
- Compressum*, flattened at the sides.
Depressum, depressed, thinner than broad.
Glabrum, of a smooth shining surface.

Hemisphericum, convex above, flat below, like the section of a globe.

Lineare, oblong, equal in breadth throughout.

Marginatum, with a free elevated margin.

Membranaceum, nearly of the consistence of a leaf.

Nitidum, the surface smooth and shining.

Nudum, not covered with either wool, hair, or bristles.

Oblongum, the transverse diameter much less than the longitudinal.

Obovatum, inversely ovate, the narrow end downwards.

Obtusum, blunt, rounded at the apex.

Orbiculatum, the transverse diameter equal to the longitudinal.

Ovale, egg-shaped, the outline at both extremities equal.

Ovatum, the longitudinal diameter exceeding the transverse, and the latter broader at the base than at the apex.

Pilosum, set with distinct long hairs.

Planum, the under part flat.

Pubescens, covered with soft hair.

Retusum, terminating in an obtuse hollow.

Rotundatum, the outline nearly circular, without corners.

Rugosum, wrinkled, marked with waved and elevated lines, either longitudinally or transversely.

Scabrum, rough, with hard raised points.

Sericum, covered with soft shining hairs.

Tomentosum, covered with a soft down or wool.

CRUSTACEUS, somewhat hard, elastic, resisting the impression of the finger.

DECLARATUM INSECTUM, the insect arrived at its perfect state.

DISCUS, of the wing, elytra, &c. the middle between the base, the apex, the margin, and the suture (*Pl. 10. fig. 5. a.*)

ELYTRA, two crustaceous or coriaceous wings, expanded in flight, when at rest covering the abdomen, and inclosing the membranaceous wings. (See p. 37.) The elytra are subject to great variety in Colour, Markings, Sculpture, &c. and are distinguished by many terms in common with *Abdomen, Alæ, Thorax, &c.* They are called

Abbreviata, when shorter than the abdomen.

Aculcata, armed with small sharp points.

Angustata, narrower than the back.

Apex, the part at the extremity of the abdomen. (*Pl. 10. fig. 5. d.*)

Attenuata, attenuated, blunt at the base, growing narrower at the apex.

Basis, the part next the thorax. (*Pl. 10. fig. 5. c.*)

Canaliculata, with deep hollow lines.

Carinata, forming a ridge at the suture.

Coudumata, undivided, joined together at the suture.

Convexa, the surface elevated like the section of a sphere.

- Coriacea*, of a substance like leather.
- Deflexa*, the edges declining towards the sides.
- Dentata*, the margin or apex set with sharp pointed processes.
- Denticulata*, with minute distinct teeth.
- Dimidiata*, covering but half of the back.
- Emarginata*, terminating in a notch.
- Fastigiata*, transverse, at the apex emarginate.
- Fenestrata*, with one or more transparent spots.
- Flexilla*, capable of being bent, not crustaceous.
- Hirta*, thickly covered with short hairs.
- Hispida*, set with short rigid bristles.
- Immarginata*, without a margin or distinct rim.
- Immobilia*, that cannot be moved, and consequently are useless for flight.
- Inaqualia*, the surface not flat, but with irregular elevations and depressions.
- Integra*, completely covering the back.
- Linearia*, oblong, equal in breadth throughout.
- Lineata*, marked with depressed lines.
- Lineato-punctata*, dotted, the dots or punctures disposed in lines.
- Marginata*, with a free elevated margin.
- Margo*, the outer rim next the belly, from the base to the apex.
- Muricata*, rough, with rigid spines.
- Mutilata*, which do not completely cover the back, whether with respect to length or breadth.
- Pilosa*, set with distinct hairs.
- Porcata*, with elevated longitudinal lines or ridges.
- Præmorsa*, the apex terminating obtusely, with unequal incisures.
- Pubescentia*, covered with soft hair.
- Punctata*, marked with very small excavated dots or punctures.
- Rigida*, not flexible.
- Rotundata*, the apex without angles.
- Rugosa*, wrinkled, marked with waved and elevated lines, either longitudinally or transversely.
- Scabra*, rough with hard raised points.
- Scricea*; covered with soft shining hairs.
- Sinuata*, a hollow, a deep furrow as if scooped out.
- Spinosa*, the margins set with subulated rigid spines.
- Striata*, slightly channelled with parallel lines.
- Submarginata*, the margin having a distinct rim, but neither free nor elevated.
- Subrotunda*, the outline nearly circular.
- Subulata*, linear at the base, growing more slender, and pointed at the apex.
- Sulcata*, with one or more deep hollow furrows.

Sutura, the part where the elytra meet and form a line in the middle of the back from the base to the apex.

Tomentosa, covered with soft down or wool.

Truncata, abbreviated, the apex terminating in an abrupt line.

Tuberculata, rough, with rigid prominent warts or tubercles.

Villosa, covered with soft hair.

ERUCA, the old word for *Larva*.

ESCUTELLATUS, having no scutellum.

FASCIA, a broad transverse line or band.

Abbreviata, not extending throughout the wing.

Communis, extended over both upper and under wings.

Dimidiata, running only half the length of the wing.

Hyalina, quite transparent.

Interrupta, broken, but continued either above or below.

Sesquiertia, occupying the fourth part of the wing.

Terminalis, near the apex and posterior margin.

Undata, with waving obtuse sinuses.

FASCICULUS, a bundle or tuft of hair as on the back of many caterpillars.

FEMUR, the thigh, that part of the limb nearest the body. (*Pl.* 10. *fig.* 6. *b.*—*fig.* 7. *c.*)

Arcuatum, bent, like a circular arch.

Basis, the part next the body.

Dentatum, the margin having one or more indentations.

Hispidum, set with short rigid bristles.

Incrassatum, growing thicker in the middle.

Muticum, without spine or tooth.

Saltatorium, thick, formed for leaping.

Spinosum, set with large subulated spines.

(FEMORA) *simplicia*, equal, and without any remarkable difference in thickness.

FENESTRA, a clear transparent spot.

HABITAT, the habitation, the places where insects are usually found.

Abietis, fir-groves.

Absinthetis, places where wormwood abounds.

Agris, artificial grass-fields, clover, &c.

Alnetis, places abounding in alder.

Animalibus putridis, dead animals in woods, sides of rivers, &c.

Aquis, water.

Aquis fluentibus, running streams.

Aquis stagnantibus, ponds and standing waters.

Arundinetis, reedy fens.

Betuletis, birch-trees, or woods.

Boleto, boletaria and fungi.

Carductis, places overgrown with thistles.

Chelidoniis, where celandine grows.

- Compascuis*, grassy commons.
Corylis, nut-trees.
Cretaceis, chalky places.
Domibus, houses or out-houses in the shade
Dumetis, bushy places or thickets.
Ericctis, heaths or heathy commons.
Floribus, the blossoms of flowers.
Fossis, ditches full of aquatic plants.
Fungis, funguses in all their states.
Graminosis, grassy banks, &c.
Hortis, gardens, the resort of many rare and interesting insects, which
if extensive, will afford full employ at all hours of the day and
seasons of the year.
Lapidibus, stones. *Sub lapides*, under stones.
Lappaccis, places where burdock abounds.
Lichcnosis, trees and pales abounding in lichens.
Ligno putrido, decayed trees and wood.
Lucis, thick woods.
Nemoribus, shady groves.
Paludibus, marshy grounds.
Parietinis, shady sides of old walls.
Pascuis, pastures.
Peridumetis, skirts of woods.
Pinctis, where pines are plentiful.
Populetis, among poplars.
Pratis, meadows.
Quercetis, among oaks.
Ripis, banks of gross weeds.
Sabulosis, sandy places.
Salicetis, amongst willows.
Segetibus, grassy borders, &c. of corn fields.
Sepibus, hedges.
Sepimentis, lanes between hedges, mostly moist.
Septis, old shady pales and rails.
Siccifoliis, withered leaves on oaks, &c.
Spartiosis, broom fields.
Stagnis, ponds wherein water-plants grow.
Stercore, the dung of animals, especially of horses and cattle.
Sylvis, woods, open only in their paths.
Sylvaticis, considerable open parts in woods.
Tiliaccis, among limes.
Truncis, shady trunks of trees.
Viminosis, ozier-holts.
Ulicetis, commons abounding in furze.
Uliginosis, bogs, fens, and moist places.

- Ulmosis*, amongst elms.
- Umbelliferis*, on umbelliferous plants in hedges and wood sides.
- HALTERES (see p. 37), poisers, in the Order of *Diptera*; two globular bodies placed on slender stalks behind the wings, and seated on the thorax; sometimes they are an arched membranaceous scale.
- HAMULI. These are very minute hooks or crotchets, discoverable under, a good magnifier, on the inferior wings of many Hymenopterous insects, by means of which they are kept steady in flying. —*Kirby*.
- HASTATA, a javelin-shaped mark that is triangular; the base and sides hollowed, the posterior angles spreading horizontally.
- HAUSTELLUM, a sort of trunk at the mouth of insects, principally of the *Diptera*, consisting of setæ, which are either inclosed in a bivalve sheath or without one.
- HEAD. See CAPUT.
- HEMELYTRA, wings either wholly or in part formed of a substance intermediate between leather and membrane.
- HEXAPODA *insecta*, having six feet, as in all genuine insects.
- HYALINA, wings, elytra, &c. quite transparent.
- IMAGO, the perfect insect after having gone through the states of *Larva* and *Pupa*.
- IMBRICATUS, set with scales, lying over each other like the tiles of a house.
- INSTITA, a stria of equal breadth throughout.
- LABRUM. (See p. 28.)
- LARVA, caterpillar, grub or maggot; the insect as it comes from the egg, slow, sterile, and voracious.
- Caudata*, with a tail or horn, as in most of the *Sphingidæ*.
- Gregaria*, those larvæ that live in society, many of them inclosed in a web.
- Nuda*, naked, not hairy.
- Polyphaga*, that will eat a variety of plants.
- Subcutanea*, small caterpillars that feed within the substance of the leaf.
- LINEA, a line, the twelfth part of an inch.
- LINGUA, the *Tongue*. (See p. 29.)
- Replicatilis*, the point capable of being turned back.
- Spiralis*, capable of being rolled up like the spring of a watch between the palpi. (*Pl. 10. fig. 9.*)
- LITURA, a spot of a deeper colour in one part than another.
- LUNULA, a spot shaped like a new moon.
- MACULA, a spot, larger than punctum, of an indeterminate figure, and of a different colour from the ground. (*Pl. 10. fig. 3. h.*)

Annularis, round, the middle of the same colour with the rest of the wing.

Deltoidæa, nearly triangular.

Flexuosa, irregularly waving.

MANDIBULÆ, the mandibles. (See p. 28. *Pl.* 10. *fig.* 1. *d.*)

MANUS, a foot shaped like the claw of a crab.

MARGINATUS, thorax, elytra, &c. with a free elevated margin.

MAXILLÆ, organs at the mouth, generally semicircular, pointed at the ends, moving transversely, that is, horizontally, not perpendicularly as in the human species, for the purpose of holding and comminuting the food. (See also p. 28. *Pl.* 10. *fig.* 2. *a.—b. c. maxillary palpi.*)

Dentatæ, the margins set with sharp pointed processes.

Forcipatæ, like a pair of pincers.

Furcatæ, forked, divided into two parts at the ends.

Lunulata, thick in the middle, and smaller towards the base and the apex.

Prominentes, placed straight before the head, and on the same plane.

MENTUM, *the chin*. This part is most observable in the *Lucanus Cervus*.

METAMORPHOSIS.—The transformation of an insect from the *larva* to the *pupa*, and previous to its last or perfect state. The metamorphosis of insects is defined as follows.

Coarctata, of an oblong cylindrical shape with no part of the body visible; as in the Order *Omaloptera*.

Incompleta, with motionless feet and wings; as in *Coleoptera*, *Lepidoptera*, &c.

Semicompleta, when the *pupa* moves, eats, and has wing-cases; as in *Dermaptera*, *Orthoptera*, *Dictyoptera*, *Hemiptera*, &c.

OCELLI (or *Stemmata*), little shining eyes generally placed together on the crown of the head, for the purpose of seeing objects at a distance and above the insect.

Dioptrati, with a transparent pupil divided transversely by a small line.

Sesquialter or *Sesquiocellus*, a large ocellus inclosing a smaller one.

OCULI, *the eyes* (see p. 21). All insects have at least two eyes: the *Arachnoida* have six or eight, arranged for the most part on the *vertex* or summit of the head. They are subject to considerable variety in situation and shape, and are distinguished as under.

Approximati, when placed close together.

Bini, two eyes, one placed on each side of the head.

Colorati, of a different colour from that of the head.

Compositi, furnished with many and often numerous lenses, for the purpose of seeing near objects and those at a distance.

Concolores, of the same colour with the head and body.

- Contigui*, touching one another.
- Fasciati*, marked with stripes of a different colour: this may be observed in several of the Dipterous insects, particularly those of the *Tabinidæ*; but the colours fade when the insect is dead.
- Fenestrati*, the pupil glassy and transparent.
- Hemispherici*, convex, like the section of a globe.
- Immobiles*, so fixed in the head as to be incapable of motion.
- Inferi*, placed on the under side of the head.
- Interrupti*, broken, but continued either above or below, as in the *Gyrinidæ*.
- Laterales*, placed at each side of the head.
- Lunati*, resembling a crescent or new moon.
- Mobiles*, so situated as to be moveable.
- Obliterati*, the pupil scarcely distinguishable.
- Octoni*, eight distinct eyes, as in many of the *Arachnoidæ*.
- Ovales*, egg-shaped, the outline at both extremities equal.
- Pedunculati*, elevated on a stalk or peduncle.
- Plani*, the surface on the same plane with the head.
- Prominuli*, standing far out from the head.
- Quaterni*, with four eyes.
- Remoti*, distant from each other.
- Reniformes*, kidney-shaped, nearly round, hollowed on one side.
- Sexi*, with six distinct eyes.
- Simplices*, furnished with only one lens.
- Variiegati*, of different colours.
- Verticales*, placed on the crown of the head.
- OS, the *mouth* and its parts. (See p. 27.)
- Inferum*, when placed on the under side of the head.
- Maxillosum*, with large maxillæ.
- Pectorale*, situated in the breast, in a tube or rostrum.
- Terminale*, the apex of the head.
- PAGINA *superior*, the upper surface of the wing.
- *inferior*, the under surface.
- PALATUM, the interior part of the transverse lip.
- PALPI, organs placed at the mouth, often articulated, and generally shorter than the antennæ, and are either two, four, or six. (*Pl. 10. fig. 1. e. g. labial palpi. f. f. maxillary palpi.*)
- Clavati*, club-shaped, terminating in a knob; growing gradually thicker towards the apex.
- Elongati*, longer than common, or longer than the mouth.
- Exarticulati*, with no distinct articulations.
- Exserti*, projecting, not lying hid.
- Filiformes*, of the same thickness throughout.
- Incurvi*, turning straight upwards at the ends, over the head.
- Pediformes*, with a geniculated articulation like a foot.

- Porrecti*, stretched straight forwards.
Recti, straight, without flexure.
Recurvati, turned back.
Securiformes, shaped somewhat like an axe.
Setacei, growing gradually more attenuated from the base to the apex.
Simplices, not articulated.
Subulati, linear at the base, growing more slender and pointed at the apex.
- PATELLÆ**, orbicular, elevated, moveable bodies on which the base of the femora rests, as in the *Ichneumonide*.
- PECTINES**, in the genus *Scorpio*, two bodies situated between the abdomen and the breast, dentated on one side, but the number of teeth varies.
- PECTUS**, the Breast, the under part of the thorax to which the feet are attached.
- PEDES**, the Limbs.—This term is applied by Linné to the whole limb, including the *femur*, *tibia*, *tarsi*, and *unguis*. The formation of the legs will generally determine the habits of insects, and are called *Cursorii*, when formed for running.
Mutici, without claws or spines.
Natatorii, compressed, doubly ciliated and two-edged, formed for swimming.
Saltatorii, with thick thighs, formed for leaping.
Serrati, dentated or toothed like a saw.
Spinosi, set with large subulated spines.
- PETIOLATUM**, having a slender elongated tube connecting the abdomen to the thorax: this is observable in many of the Hymenopterous insects.
- PLANTÆ**, the under part of the tarsi.
Hemispherica, concave and nearly circular: this kind of *tarsus* is peculiar to the aquatic *Coloptera*. (*Pl.* 3. *fig.* 13. a.)
- PROBOSCIS**, a hollow tube at the mouth, often fleshy, and enlarging at the point.
Inflexa, tending towards the breast.
Plicatilis, pliable, so that it can be folded up.
Porrecta, stretched straight forward.
Recurvata, turning backwards.
- PUPA**, *Aurilia*, *Chrysalis*, *Nympha*, the animal changed from a *larva*, often motionless, destitute of mouth, &c. See *Metamorphosis*.
Folliculata, inclosed in a case made of hair or silk, or of leaves, wool, earth, &c. conglutinated together.
Nuda, not inclosed in a case, not folliculated.
Obtecta, wrapped up in a crustaceous covering, the thorax and abdomen obvious.
- PUNCTATA**, *Elytra*, &c. sprinkled with hollow dots or punctures.

- PUNCTUM**, a small dot of a different colour from the rest of the wing.
Callosum, an elevated and somewhat rigid point.
Geminum, two spots near each other but separated.
Ramosum, divided into distant parts.
Ocellare, an orbicular spot of a different colour in the middle.
Sesquialterum, formed of two spots that are distinct but contiguous.
- RENIFORMIS**, kidney-shaped, nearly round, hollowed on one side.
- RIVULUS**, a stripe running irregularly over the wing, and of a different colour from it.
- ROSTRUM**, the mouth lengthened out into a snout or tapering beak; this part is subject to great variations, and in the *Curculionidæ*, &c. is essential in the generic character.
Acutum, the apex forming an acute angle.
Apex, the point.
Arcuatum, bent like a circular arch.
Basis, the part next the head.
Bivalve, consisting of two concave valves, united so as to form a tube.
Breve, shorter than the head.
Canaliculatum, with a deep hollow groove in the middle.
Conicum, cylindrical, growing smaller at the apex.
Cylindricum, linear and round.
Geniculatum, bent, and making an angle at the flexure.
Inflexum, not projecting, but bent towards the breast.
Longius, longer than the head and thorax.
Longum, longer than the head.
Longissimum, longer than the body.
Multivalve, forming a tube by means of many valves uniting.
Nutans, transversely fixed to the head.
Porrectum, prominent and elongated.
Rectum, produced but not bent.
Setaceum, slender, flexible, and gradually tapering towards the apex.
Tubulosum, perforated like a tube; entire.
- RUGOSUS**, with waved and elevated lines, either longitudinally or transversely.
- SALTATORII**, such insects that have their legs with thick thighs strong and formed for leaping.
- SCUTELLUM**.—This part is separated from the thorax by a transverse line, and lies between the wings or wing-cases; its form is generally triangular.
- SETA**, a fine hair or bristle.
- SEXES of Insects**, are distinguished in Entomological works, by ♂ (*Mars*) for male, and ♀ (*Venus*) female.
- SINUS**, a hollow, an excavation as if scooped out.

SPIRACULA, the respiratory organs, situated on the sides of the abdomen.

SQUAMULA, a *Scale*; an erect membrane placed between the thorax and abdomen.

STEMMATA, the *Ocelli* or little eyes placed on the summit of the head: these are frequently considered in the character of a genus.

STERNUM, the ridge running under the breast; this part is very conspicuous in the *Dyticidæ*.

STIGMA, a spot or mark generally on the upper wing.

STRIA, a longitudinal line, and often punctured, generally extending from the base to the apex of the elytra.

Obsoleta, indistinct, as if obliterated.

STRIGA, a narrow transverse line.

SULCUS, a deep hollow furrow.

SUTURA, the part where the elytra meet and form the line in the middle of the back, from the base to the apex.

TARSUS, the *Foot*. The form and number of the joints vary according to the insect's mode of life: in several species of the *Coleoptera* the anterior tarsi of the male are frequently broader than those of the female, and consequently serve as a sexual distinction. The number of joints in the tarsi serves as sections of the Order *Coleoptera*.

TERGUM, the upper part or back of the abdomen.

TESSELLATA, spotted or marked with another colour chequerwise.

THORAX, the part intermediate to the head and body. (See p. 31.)

This part is subject to the greatest variety in shape, sculpture, &c.

Many of the terms used to distinguish the elytra in *Coleoptera* are also applicable to the thorax.

Aculeatus, furnished with sharp spines.

Æqualis, when of the same breadth with the elytra.

Angulatus, the posterior margin having prominent angles.

Canaliculatus, with a deep longitudinal groove in the middle.

Carinatus, the middle part of the disc raised into a straight longitudinal ridge.

Convexus, when the surface is elevated like the section of a sphere.

Cordatus, heart-shaped, the base notched, without angles.

Crenatus, the margin notched, but in such a way that the incisures are pointed to neither extremity.

Cristatus, the carinated ridge arched, dentated, and compressed.

Cucullatus, the carinated ridge hollowed before into a kind of hood.

Discus, the middle of the thorax, the line from *b* to *c* (*fig. 4. pl. 10*).

Gibbus, the disc elevated but not spherical.

Immarginatus, without clypeus or distinct rim.

Inæqualis, the surface not flat, but with irregular elevations and depressions.

- Integer*, *Integerrimus*, with the margin linear and not in anywise cut.
- Lineatus*, marked longitudinally with coloured lines.
- Lobatus*, divided into distinct parts.
- Marginatus*, with a free elevated margin.
- Margo*, the part surrounding the disc.
- Muticus*, not furnished with horns, spines, or tubercles.
- Nitidus*, the surface smooth and shining.
- Obcordatus*, heart-shaped, with the apex towards the abdomen.
- Oblongus*, the transverse diameter much less than the longitudinal.
- Obovatus*, inversely ovate.
- Obtusus*, blunt, or rounded at the apex.
- Orbiculatus*, the transverse diameter equal to the longitudinal.
- Ovalis*, egg-shaped, the outline at both extremities equal.
- Ovatus*, the longitudinal diameter exceeding the transverse, and the latter broader at the base than at the apex.
- Planus*, the surface on the same plane with the head.
- Punctatus*, with hollow dots or punctures.
- Retusus*, terminating in an obtuse hollow.
- Rotundatus*, the outline nearly circular, without corners.
- Rugosus*, wrinkled, marked with wavy and elevated lines, either longitudinally or transversely.
- Serratus*, the margin toothed like a saw.
- Spinosus*, the margins furnished with rigid spines.
- Squarrosus*, divided into elevated laciniae.
- Striatus*, slightly channelled with parallel lines.
- Submarginatus*, the margin having a distinct rim, but neither free nor elevated.
- Subrotundus*, the outline nearly circular.
- Sulcatus*, with one or more deep hollow furrows.
- Teretiusculus*, nearly cylindrical.
- Tetragonus*, with four corners.
- Transversus*, linear, but transverse.
- Tuberculatus*, rough with rigid prominent warts or tubercles.
- Villosus*, covered with soft down or hair.
- TIBIA**, a part of the leg between the femora and tarsi.
- TROCHANTERES**, spines fixed to the legs to assist them in running; these are common to most of the *Carabidæ*.
- VAGINA**, a bivalve sheath at the mouth of many Hymenopterous and Dipterous insects sometimes articulated. Mr. Kirby uses it in *Hymenoptera* to include every part the office of which is to cover, defend, or support the tongue. *Vagina* is sometimes used for that part which contains the sting of insects.
- VALVULÆ**, small concave membranes inclosing the proboscis.
- VENÆ**, *Veins*; the vessels diffused throughout the wings; the veining

of the wings may always be considered with great advantage in the generic characters of insects, especially such as have them transparent.

VENTER, the under part of the abdomen.

VERTEX, the crown or summit of the head.

VILLOSUS, covered with soft hair.

VITTA, a stria with a waved or furrowed margin.

Interrupta, not extending in a continued line but continued either above or below.

Repanda, with waving acute sinuses.

Undata, with waving obtuse sinuses.

UNGUES, the *Claws*, subulated hook-shaped spines at the apex of the tarsi.

THE
ENTOMOLOGIST'S CALENDAR,

EXHIBITING THE TIME OF APPEARANCE AND HABITATION OF NEAR THREE THOUSAND SPECIES OF BRITISH INSECTS.

IN forming the following Calendar, I have been anxious to render it as extensive as possible, and at the same time to introduce as many species of insects as my own knowledge of the subject, and the few works that have hitherto been published relative to British Entomology, could make it. In the times of appearance, and the situation where found, of a great number of species, I have been greatly assisted by my kind and much respected friend J. F. Stephens, Esq. F. L. S. whose rich cabinet has always been open to me, and who also has furnished me with much valuable information, derived from his own observations. In many species I have been unable to give a reference to a description, several of them being new to Britain, and hitherto undescribed; but thought it best to introduce them, as they are certainly valuable acquisitions to a cabinet.

As many of the Linnean genera have not yet been sufficiently investigated, and the species requiring a minute examination, such genera and species are distinguished by *italics*. Of these the most extensive are the *Lepidoptera*, the genera of which are the least known in any department of Entomology. Of the *Hemiptera*, *Neuroptera*, *Hymenoptera*, and *Diptera*, but little is yet known of the species, consequently a very small number is introduced: however, they may be obtained in the course of collecting. I may be censured by the scientific Entomologist for introducing the *English names* of the *Lepidoptera*, but my object has been to render this a useful work; and many collectors are acquainted with them by no other name; yet it is to be hoped that these will hereafter be discontinued, as the scientific name is as easily retained in the memory (if a person uses himself to it) as the absurd English ones in present use.

The species marked by the asterisk (*) I am rather doubtful if found in the month in which they are placed in the calendar; but such is the time of the plants on which they feed being in blossom, which is certainly a good guide to the Entomologist.

The obelisk (†) to the plant in the habitation denotes that such insects are generally found in the larva state, and should be sought for accordingly, the insect being rare or difficult to procure in the perfect state.

⊙ This mark, placed in other times of appearance, denotes that they may be found in such situations throughout the year.

As many of the *Lepidoptera* last but a few days in the perfect state, I have distinguished the time of the month in which such species appear by the following: *B.* beginning: *M.* middle: *E.* end:—also, *l.* larva: *p.* pupa.

JANUARY.

No. of Gen.	Name.	Where found.	Other times of ap.	Reference to description.
34	<i>Philoscia Muscorum</i>	Under moss	⊙	Page 111.
35	<i>Oniscus Asellus</i>	Old walls	⊙	— — —
36	<i>Porcellio scaber</i>	Under stones	⊙	— 112.
37	<i>Armadillo vulgaris</i>	— — —	⊙	— — —
1	<i>Glomeris marginata</i>	— — — sandy places	⊙	— 113.
2	<i>Julus sabulosus</i>	— — —	⊙	— 114.
	<i>Londiuensis</i>	Under moss in woods	⊙	Z.M. iii.33,t.193
	<i>niger</i>	Under stones, Scotland	⊙	— 34.
	<i>terrestris</i>	Sandy places in woods	⊙	— — —
	<i>punctatus</i>	Under bark of trees and moss	⊙	— — —
	<i>pulchellus</i>	Under moss, on mountains of England and Scotland	⊙	— 35.
	<i>pusillus</i>	Under stones and roots of grass	⊙	— — —
3	<i>Craspedosoma Raulinsii</i>	— — — Edinburgh	⊙	Page 114.
	<i>Polydesmoides</i>	— — —	⊙	— — —
4	<i>Polydesmus complanatus</i>	— — —	⊙	— 115.
5	<i>Polyxenus Lagurus</i>	Under bark of trees	⊙	— — —
6	<i>Lithobius forficatus</i>	Under stones	⊙	— — —
	<i>variegatus</i>	— — —	⊙	Z. M. iii. 40.
	<i>vulgaris</i>	— — —	⊙	— — —
7	<i>Cryptops hortensis</i>	Gardens, under stones	⊙	Page 116.
	<i>Savignii</i>	— — —	⊙	Z. M. iii. 42.
8	<i>Geophilus subterraneus</i>	Under stones	⊙	— — 44.
	<i>maritimus</i>	— — — sea shore	⊙	— t. 40, f. 12
	<i>acuminatus</i>	Moss, Battersea-fields, (Dr. L.)	⊙	— — — 45.
	<i>longicornis</i>	Under stones	⊙	— t.40.f.3,6.
1	<i>Siro rubens</i>	Moss	2,3,4,	Page 118.
2	<i>Obisium trembidioides</i>	Under stones	⊙	— 119. [f.2.
	<i>orthodactylum</i>	— — —	⊙	Z.M.iii.51,t.141
	<i>Muscorum</i>	Under moss	⊙	— — — f. 3.
	<i>maritimum</i>	Sea shore	⊙	— 52. [f. 3.
3	<i>Chelifer Hermanni</i>	Under bark of trees	⊙	— 49, t. 142.
	<i>Latreillii</i>	— — —	⊙	— — — f. 5.
	<i>Geoffroyi</i>	— — —	⊙	—50.t.142.f.1.
6	<i>Acarus domesticus</i>	Old cheese	⊙	Page 132.
11	<i>Cychnus rostratus</i>	Und. st., moss, roots of trees	2,3,4,	M. 470. sp. 103.
18	<i>Nothiophilus aquaticus</i>	Pathways and banks of ponds	⊙	Page 148.
	<i>biguttatus</i>	B. of ponds, r. of grass, s. pits	⊙	M. 395. sp. 10.
20	<i>Bembidium agile</i>	Grassy banks	⊙	[sp. 68.
30	<i>Agonum vaporariorum</i>	Moist gravel-pits	5,6,	Gyll. ii. 161.
36	<i>Sphodrus planus</i>	Houses and cellars	2,3,4,5,	Page 152.
44	<i>Dyschirius gibbus</i>	Moist places, Battersea	2,3,4,5,	— 153.
50	<i>Dromius quadrimaculatus</i>	Under bark of trees	2to6,	— 155.
	<i>rufescens</i>	— — —	2to6,	Marsh. 458.sp.71
	<i>linearis</i>	— — —	2to6,	— 463. sp. 84
	<i>pusillus</i>	— — —	2to6,	— — —
	<i>punctomaculatus</i>	— — — Heits (Mr. Stephens)	2to6,	— 460. sp.74.
51	<i>Demetrias atricapilla</i>	— — —	2,3,4,	— 462.sp.83.
56	<i>Hyphydrus ovatus</i>	Ponds	2to12,	Page 157.

JANUARY.

No. of Gen.	Name.	Where found.	Other times of ap.	Reference to description.
58	<i>Noterus sparsus</i>	Ponds	⊙	Z. M. iii. 71.
60	<i>Colymbetes bipunctatus</i>	Ponds and ditches	⊙	Mars. 418. sp. 15
	<i>uliginosus</i>	—————	⊙	— 416. sp. 9.
	<i>bipustulatus</i>	Ponds	⊙	— 415. sp. 7.
62	<i>Acilius sulcatus</i>	Ponds and stagnant waters	2to12,	Page 159.
63	<i>Dyticus marginalis</i>	—————	2,4,10,12,	—————
	<i>circumflexus</i>	—————	2,4,10,12,	—————
	<i>punctulatus</i>	—————	2,4,10,12,	Marsh. 412. sp. 2
107	<i>Stenus cincidoloides</i>	Moist banks	⊙	Gyll. ii. 470. sp. 6.
	<i>biguttatus</i>	Moist banks	⊙	Page 173.
119*	<i>Arcopagus glabricollis</i>	Woods, under moss	2,3,	— 178.
121*	<i>Bryaxis hæmatica</i>	Under moss	2,3,	Zool. Misc. iii.
124	<i>Ptinus Fur</i>	Houses	⊙	Marsh. 59. sp. 27.
150	<i>Hydrus piceus</i>	Ponds, under weeds	2to6,	Page 187
173	<i>Sarrotrium muticum</i>	Gr.-pits Hampst. (Mr. Steph.)	2,3,	— 193.
179	<i>Helops striatus</i>	Roots of trees and under bark	⊙	Marsh. 481. sp. 5.
196	<i>Salpingus Roboris</i>	Under bark of trees		Page 199.
	<i>rufirostris</i>	—————	2,3,	Mar. 297. sp. 170.
205	<i>Apion Ulicis</i>	Furze	2,	Kirby T.L.S. ix.
208	<i>Rhyuchænus maculatus</i>	Under bark of trees	2,3,	Mar. 292. sp. 158.
223	<i>Monotoma Juglandis</i>	Stumps of trees, moist places	to5,	Page 207
237	<i>Rhagium vulgare</i>	————— Coombe Wood	2,	— 210.
254	<i>Coccinella 7-punctata</i>	Hedges and under bark	⊙	Marsh. 152. sp. 10.
	<i>variabilis</i>	—————	⊙	Illig. i. 447. sp. 32
	<i>instabilis</i>	—————	⊙	— 161. sp. 30.
	<i>humeralis</i>	Under bark of oaks	⊙	Schön. ii. 163. sp. 35
	<i>dispar</i>	Under bark	⊙	Illig. i. 455. sp. 33
262	<i>Acheta domestica</i>	Houses	⊙	Fabr.
287	<i>Nepa cinerea</i>	Ponds and ditches	⊙	Page 225.
289	<i>Notonecta furcata</i>	—————	2to12,	— 226.
	<i>glauca</i>	—————	2to12,	— 227.
310	<i>Pulex irritans</i>	Houses, sucking blood of man	⊙	— 234.
	<i>Canis</i>	Dogs	⊙	N.S.
324	<i>Smerinthus Tiliæ p.</i>	†Roots of lime-trees	2,3,	Page 243.
	<i>The Lime Hawk-moth.</i>			
	<i>Geometra primaria</i> E.	Hedges	2,	Haw. 305. sp. 94.
	<i>The Early Moth</i>			
	<i>brumaria</i>	Pales	11,	— sp. 93.
	<i>The Winter Moth</i>			
	<i>Tortrix spadiceana</i>	Coombe Wood		— 412. sp. 57.
	<i>The Bay-shouldered Button</i>			
440	<i>Formica Herculeana</i>	Woods, &c.	⊙	Stewart ii. 245.
	<i>fusca</i>	—————	⊙	— 246.
	<i>nigra</i>	—————	⊙	— —
	<i>rufa</i>	—————	⊙	— —
488	<i>Apis mellifica</i>	Flowers	⊙	K. ii. 312. sp. 73
489	<i>Culex pipiens</i>	Houses and gardens	⊙	Page 290.

FEBRUARY.

No. of Gen.	Name.	Where found.	Other times of ap.	Reference to description.
4	<i>Podura plumbea</i>	Under stones		Page 141.
5	<i>Smynthurus fuscus</i>	Damp hedges		— —
	<i>Podura viridis</i>	Buckwheat		Stewart ii. 276.
36	<i>Sphodrus collaris</i>	Roots of trees, Epping Forest	3,4,	M. 443. sp. 29.
88	<i>Silpha opaca</i>	Roots of trees		— 120. sp. 15.
104	<i>Staphylinus Morio</i>	Under stones and moss	3,4,	Gyll.ii.288.sp.9.
110	<i>Omalium planum</i>	Under bark of decayed trees	3,4,	— 221.sp.20.
133	<i>Byrrhus semistriatus</i>	Roots of grass and banks	3,4,5,	— 199. sp. 7.
138	<i>Platysoma picipes</i>	Under bark	3,4,	Page 184.
	<i>flavicornis</i>	—	3,4,	— —
	<i>depressus</i>	—	3,4,	— 185.
	<i>oblongus</i>	—	3,4,	Hist. O. Fabr.
140	<i>Parnus sericeus</i>	B. of ponds, Wandsworth Com.	3,4,	Page 185.
142	<i>Helophorus stagnalis</i>	Ponds and aquatic plants	3,4,5,	— 186.
151	<i>Hydrophilus caraboides</i>	Ponds and ditches	3,4,5,	— 187.
200	<i>Bruchus ater</i>	Furze, Coombe	6,	Marsh.236.sp.4.
340	<i>Eriogaster lanestris</i> E.	Bushy places		Page 247.
	<i>The small Eggar</i>			
354	<i>Noctua croceago</i> E.	Dried leaves	4,6,	Haw. 239.
	<i>The orange Upper-wing</i>			
	<i>Geometra leucophearia</i> E.	Dry leaves and trunks of trees		— 279.sp.23.
	<i>The Spring Usher</i>			
	<i>cæsiata</i> E.	Skirts of woods, Peckham		— 330.sp.41.
	<i>The February Carpet</i>			
	<i>nigricaria</i> E.	Trunks of trees		— 279.sp.22.
	<i>The dark bordered Usher</i>			
	<i>primaria</i> B.	Hedges	11,	— 305.sp.94.
	<i>The early Moth</i>			
	<i>Biston hispidarius</i> E.	Trunks of oaks and sallows		— 274. sp. 7,
	<i>The small Brindle</i>			
	<i>Tinea nubilea</i> E.	Oaks		— 503. sp. 5,
	<i>The clouded Brown</i>			
	<i>tortricea</i> E.	—		— sp. 6.
	<i>The clouded Lead</i>			
	<i>Salicis</i> E.	Hedges		— 504. sp. 7,
	<i>The rosy Day-moth</i>			

MARCH,

9*	<i>Drassus melanogaster</i>	Under stones	4,	Page 123.
	<i>ater</i>	—	4,	— —
10	<i>Clubiona lapidicola</i>	—	4,5,	— —
11	<i>Aranea domestica</i>	Houses	4,5,	— 124.
13	<i>Argyroneta aquatica</i>	Ditches	4,5,12,	— 125.
2	<i>Forbicina polypoda</i>	Under stones	4,	— 140.
10	<i>Cicindela campestris</i>	Sandy pl., fields, pathways	4,5,6,7,	Marsh.389.sp.1.
12	<i>Carabus violaceus</i>	Roots of trees and under stones	4,5,	Page 145.
	<i>catenulatus</i>	—	4,5,	— —
	<i>nemorialis</i>	Gardens	4,5,6,	— —

MARCH.

No. of Gen.	Name.	Where found.	Other times of ap.	Reference to description.
14	<i>Nebria brevicollis</i>	U. stones, s.-pits, roots of tr.	4,5,	Mars.444.sp.31.
16	<i>Panagæus Crux major</i>	Roots of trees	7,	Page 147.
19	<i>Elaphras riparius</i>	Moist banks	4,5,6,	Marsh.392.sp.4.
20	<i>Bembidium flavipes</i>	Roots of grass	4,	Marsh.394.sp.9.
	<i>puncticolle</i>	Grassy banks?	4,5,	
	<i>crucigerum</i>	————?	4,5,	
	<i>Ephippium</i>	————?	4,5,	Mars.462.sp.81.
	<i>Guttula</i>	————?	4,5,	Gyll.ii.27.sp.13
	<i>rufipes</i>	————?	4,5,	Mars.453.sp.54.
25	<i>Harpalus obscurus</i>	Under stones	4,5,6,	— 437. sp.13
	<i>apricarius</i>	Sand-pits	4,	Gyl.ii.104.sp.22
32	<i>Anchomenus prasinus</i>	Under moss in hedge banks	4,	Page 151.
33	<i>Platysma nigratum</i>	Moist places in woods	4,5,	— —
34	<i>Chlanius festivus</i>	Moist banks and woods	4,	— —
36	<i>Sphodrus terricola</i>	Under stones	4,5,	Mars.443.sp.28.
39	<i>Calathus cisteloides</i>	Under bark, stones, sandy pla.	4,5,6,	Car.flavipes. M.
	<i>cisteloides, β.</i>	————	4,5,6,	— obscurus. M.
	<i>melanocephalus</i>	Moist banks, roots of trees	4,	Mars.438.sp.15.
41	<i>Stomis pumicatus</i>	————, Battersea	4,5,	Page 153.
43	<i>Clivina Fossor</i>	Under stones	4,5,	— —
45	<i>Abax striola</i>	————	4,5,	— 154.
	<i>angustior</i>	————	4,5,	Mars.442.sp.26.
	<i>melanarius</i>	————	4,5,	Payk. i.115. sp.
46	<i>Cymindis humeralis</i>	Moist banks	4,5,	Page 154. [24
57	<i>Hydroporus 12-pustulatus</i>	Croydon canal	4,5,	Mars.422.sp.23.
	<i>depressus</i>	————	4,5,	— 421.sp.22.
	<i>linnellus</i>	Ponds, Norfolk	4,5,	Gyll.i.529.sp.13
	<i>granularis</i>	Ponds and ditches		Mars.426.sp.34.
	<i>trifidus</i>	————	4,5,	— 423.sp.27.
	<i>confluens</i>	————	4,5,	— 424.sp.28.
59	<i>Laccophilus hyalinus</i>	Ponds and stagnant waters	4,5,	— 420.sp.19.
	<i>minutus</i>	————	4,5,	Page 158.
64	<i>Gyrinus Natator</i>	———— and ditches	4,5,6,	— 159.
70	<i>Elater nitidulus</i>	Sand-pits, Hampstead	6,	Mars.380. sp.12.
85	<i>Necrophagus mortuorum</i>	Dead animals, woods	6,	— 115. sp. 4.
104	<i>Staphylinus brunipis</i>	Hedge banks	4,5,	Gyl.ii.289.sp.10
	<i>Erythropterus</i>	Under stones and dung	4,5,	Page 171.
	<i>pubescens</i>	Under dung	4,5,	Gyll.ii.284.sp.5.
	<i>Staphylinus punctulatus</i>	Under stones and moss	4,5,	— 353. sp. 63.
109	<i>Oxytelus carinatus</i>	Dung	4,5,	Page 174.
110	<i>Omalium rivulare</i>	Banks of rivers, flowers & fungi	4,5,	Gyll.ii.214.sp.14.
111	<i>Lestiva obscura</i>	Under stones in moist places	4,5,	— 196. sp. 4.
113	<i>Tachinus subterraneus</i>	Under bark of birch trees	4,	— 252. sp. 2.
	<i>marginellus</i>	Under stones and dung	4,5,	— 265. sp.12.
	<i>analis</i>	Under stones, moss & bark of tr.	4,5,	— 269. sp.15.
114	<i>Tachyporus analis</i>	Under stones and moss	4,5,	— 239. sp. 4.
	<i>marginatus</i>	————	4,5,	— 237. sp. 2.
	<i>nitidulus</i>	————	4,5,	— 242. sp. 7.

MARCH.

No. of Gen.	Name.	Where found.	Other times of ap.	Reference to description.
115	<i>Alcochara obscura</i>	Under rubbish	4,5,	Gyll. 379. sp.2.
124	<i>Ptinus germanus</i>	Dry rotten wood	4,	Marsh.89.sp.25.
150	<i>Megatoma undatum</i>	Under bark of birch trees	4,	Page 182.
133	<i>Byrrhus Pilula fasciatus</i>	Pathways and sandy places	4,5,	Marsh.102.sp.1
		—————	4,5,	Gyll.i. 194.sp.2.
134	<i>Abræus perpusillus</i>	Under dung	4,5,	Page 185.
142	<i>Helophorus granularis</i>	Aquatic plants'in ponds	4,	Gyll.i.127.sp.2.
	<i>griseus</i>	—————	4,	Hyd. affinis. M.
	<i>nubilus</i>	—————	4,	Gyll.i.130.sp.6.
	<i>Fennicus</i>	—————	4,	———— i.129.sp.5.
146	<i>Spercheus sordidus</i>	Stagnant waters, Windsor	4,	Page 186.
147	<i>Berosus luridus</i>	Ponds, Wimbledon Common	4,	Marsh.404.sp.7.
152	<i>Sphæridium scarabæoides</i>	Under dung	4,5,	Page 187.
	<i>marginatum</i>	—————	4,5,	Marsh.66.sp.16.
153	<i>Cercyon quisquiliium</i>	—————	4,5,	———— 71. sp. 29.
	<i>unipunctatum</i>	—————	4,5,	———— 70. sp. 28.
	<i>melanocephalum</i>	—————, and in flowers	4,5,	———— 68. sp. 20.
	<i>simile</i>	—————	4,5,	———— sp. 21.
	<i>laterale</i>	—————	4,5,	———— 69. sp. 23.
	<i>terminatum</i>	—————	4,5,	———— 70. sp. 27.
	<i>minutum</i>	—————	4,5,	———— 75. sp. 43.
	<i>sordidum</i>	—————	4,5,	———— 69. sp. 25.
157	<i>Geotrupes stercorarius</i>	—————	5,	Marsh.,20.sp.32
	<i>politus</i>	————— Coombe	4,5,	Scar.Mutator.M
	<i>niger</i>	—————	4,5,	Marsh.22.sp.36.
	<i>puncticollis</i>	—————	4,5,	
159	<i>Ægialia globosa</i>	Sandy sea shore, Swansea	4,	Page 190.
167	<i>Cetonia aurata</i> L.	Decayed wood, Epping Forest		Mars.41.sp.73.
170	<i>Pedinus maritimus</i>	Sandy sea shore, Swansea	4,	———— 192.
171	<i>Opatrum tibiale</i>	————— (Mr. Bydder)		
179	<i>Helops violaceus</i>	U. bark of trees, sandy places	4,	Marsh.480.sp.3.
183	<i>Melandrya caraboides</i> L.	Decayed oaks		Page 195.
214	<i>Calandra granaria lignaria</i>	Decayed elms	4,	———— 204. [113
			4,5,	Marsh. 275.sp..
219	<i>Scolytus Destructor</i>	Bark of the elm	4,5,	———— 53. sp. 6.
235	<i>Latridius porcatus</i>	Old wood and damp places	4,5,6,	Page 207.
226	<i>Silvanus frumentarius</i>	Damp cellars	4,5,6,	———— 208.
224	<i>Mycetophagus varius</i>	Boleti		Marsh.140, sp.5.
246	<i>Chrysomela Litura</i>	Furze and broom	4,	———— 182, sp.27.
250	<i>Tritoma bipustulatum</i>	Boleti, Coombe	4,5,	Page 214.
254	<i>Coccinella globosa</i>	Banks	4,5,	Hllig.i.469.sp.39.
	<i>22-punctata</i>	Hedges	4,6,9,	———— 468. sp. 37.
	<i>18-guttata</i>	Under bark of firs	6,9,	———— 431. sp. 18.
286	<i>Naucoris cimicoides</i>	Ponds	4,5,6,	Page 225.
288	<i>Ranatra linearis</i>	Ponds and ditches, Epping Fo.	4,5,	————
289	<i>Notonecta maculata</i>	———— Devon	4,5,	———— 227.
290	<i>Plea minutissima</i>	————	4,5,	————
291	<i>Sigara minutissima</i>	Rivers and running waters	4,5,	————

MARCH.

No. of Gen.	Name.	Where found.	Other times of ap.	Reference to description.
292	<i>Corixa coleoptrata</i>	Ponds and ditches, Norwich	4,5,	Page 228.
	<i>striata</i>	Ponds	4,5,	— —
	<i>stagnalis</i>	—	4,5,	— —
	<i>fossarum</i>	—	4,5,	— —
	<i>lateralis</i>	—	4,5,	— —
	<i>dersalis</i>	—	4,5,	— 229.
	<i>Geoffroyi</i>	Ponds and ditches	4,5,	— —
	<i>affinis</i>	Ponds, Devon	4,5,	— —
417	<i>Vanessa Atalanta</i>	Lanes and woods	8,	— 238.
	<i>The red Admiral</i>	—		
	<i>Io</i>	—	7,	— —
	<i>The Peacock</i>			
	<i>Polychloros</i>	Near elms	6,7,	— —
	<i>The large Tortoise Shell</i>			
	<i>Urticæ</i>	Lanes, &c.	6,9,	— —
	<i>The small Tortoise Shell</i>			
320	<i>Hipparchia Aegeria l.</i>	Grassy banks	5,6,	Haworth 23.
	<i>The speckled Wood</i>			
326	<i>Macroglossa Stellatarum</i>	Bedstraw	5,8,	— 66.
	<i>The Humming Bird?</i>			
354	<i>Noctua rufa</i> E.	Banks of nettles	—	— 232.
	<i>The red Chesnut</i>			
	<i>miniosa</i> E.	Weedy banks	—	— 241.
	<i>The blossom Underwing</i>			
	<i>pusilla</i>	Trunks of oaks	—	— 244.
	<i>The dwarf Quaker</i>			
	<i>luteicornis</i> E.	Pales and trunks of trees	—	— 252.
	<i>The Yellow-horned</i>			
	<i>Parthenias</i>	Blossoms of willows	—	— 269. sp. 7.
	<i>The orange Underwing</i>			
	<i>notha</i>	—	—	— sp. 8.
	<i>The light-orange Underwing</i>			
	<i>Geometra stictaria</i> M.	Palings	—	— 286.sp.39.
	<i>The Dotted-border</i>			
	<i>Æscularia</i> M.	—	—	— 306.sp.97.
	<i>The March Moth</i>			
	<i>multistrigata</i>	Heaths	—	— 306 sp.98.
	<i>The mottled Grey</i>			
	<i>abietaria</i> E.	Trunks of trees	—	— 276.sp.14.
	<i>The large Ingrailed</i>			
	<i>luctuaria</i>	—	—	— 279. sp.24.
	<i>The mourning Widow</i>			
	<i>rufifasciata</i> E.	Poplars	—	— 361.sp.144
	<i>The red barred Pug</i>			
360	<i>Biston prodromarius</i> B.	Trunks of oaks	—	— 272. sp. 1.
	<i>The Oak Beauty</i>			
	<i>pedarius</i> E.	Trunks of trees	—	— 274. sp. 6.
	<i>The pale Brindle</i>			

MARCH.

No. of Gen.	Name.	Where found.	Other times of ap.	Reference to description.
	* <i>Crambus ocella</i>	Gardens		Haw. 486. sp.21
	<i>The Necklace Veneer</i>			
365*	<i>Tortrix fimbriana</i>	Oaks		— 446. sp.164
	<i>The brown-bordered</i>			
	<i>lutosa</i> B.			— 472. sp. 4.
	<i>The early Nettle-tap</i>			
	<i>Afzeliana</i> E.	Thick woods		— 407. sp.42.
	<i>The Afzelian</i>			
	<i>gnomana</i>	Dry leaves, Darent Wood	9,	— 417. sp.76.
	<i>The Dial</i>			
	<i>unipunctata</i>	Furze on commons	4,	— 454. sp.192
	<i>The marbled Single-dot</i>			
	<i>tetraquetra</i>	—	4,	— sp. 193.
	<i>The square-barred Single-dot</i>			
	<i>ulicetana</i>	—	4,	— 458. sp.204
	<i>The light-striped Edge</i>			
	<i>triquetra</i>	—	4,	— 454. sp.194
	<i>The angle-barred Single-dot</i>			
	<i>Tinea Fagi</i>	Trunks of trees		— 502. sp. 1.
	<i>The March Dagger</i>			
	<i>curvipunctosa</i> B.	Hedges		— 511. sp.19.
	<i>The Curve-dotted</i>			
483	<i>Melecta punctata</i>	Sandy places, Swansea		Page 286.
478	<i>Osmia cornuta</i>	Sandy places		Kir.ii.271. sp.57.
485	<i>Anthophora retusa</i>	Sunny sandy banks	4,5,	— 296. sp.69.
544	<i>Scutophaga merdaria</i>	Cow dung		Page 300.

APRIL.

17	<i>Tetragnatha extensa</i>	Moist places		Page 127.
1	<i>Trombidium holosericeum</i>	Grassy places	5,	— 131.
3	<i>Gammasus Coleopratorum</i>	Dung of horses and oxen		— — —
	<i>marginatus</i>	—		— — —
4*	<i>Oribita geniculata</i>	Under stones		— — —
5*	<i>Notaspis humeralis</i>	—		— 132.
8	<i>Uropoda vegetans</i>	Dung beetles	5,	— — —
10	<i>Hydrachna geographica</i>	Ponds	5,	— 133.
1	<i>Lepisma saccharina</i>	Houses, old papers, &c.	5,	— 140.
12	<i>Carabus morbillosus</i>	Under stones in moist places	5,6,	— 145.
	<i>clathratus</i>	Near Halvergate Marsh, Nor.		Tr. Ent. Soc. 338.
14	<i>Nebria Gyllenhalli</i>	Mountainous places, sea shore	5,	Gyll.ii. 40. sp.3,
15	<i>Leistus brunneus</i>	Sandy places	5,6,	— — —
	<i>rufescens</i>	—	5,6,	Mars. 458. sp.71.
17	<i>Badister bipustulatus</i>	—	5,6,	Page 147.
19	<i>Elaphrus uliginosus</i>	Moist pl. Pattersea, Coombe	5,6,	Marsh. 592. sp.5.
20	<i>Bembidium acutum</i>	Sandy places	5,6,	— 461. sp.80.
	<i>ustulatum</i>	Moist places,	5,6,	Gyll.ii. 29. sp.15.
	<i>4-guttatum</i>	— Lessness Heath	5,6,	Marsh. 459. sp.73

APRIL.

No. of Gen.	Name.	Where found.	Other times of ap.	Reference to description.
20	<i>Bembidium littorale</i>	Moist banks	5,6,	Mar. 452.sp.51.
22	<i>Trechus meridianus fulvus</i>	Gardens and roots of grass Sandy places	5,6, 5,6,	— 454. sp.58. — 456. sp.64.
25	<i>Harpalus ruficornis bicolor</i> , var. β .	Under stones in sandy places	5,6,	— 436. sp.11.
	<i>binotatus</i>	—	5,6,	— sp. 12.
	<i>azureus</i>	Moist banks, Battersea	5,6,	
	<i>erythropus</i>	Sandy places	5,6,7,	— 450.sp.46.
	<i>ferrugineus</i>	Grassy banks	5,6,	— 461. sp.78.
27	<i>Oodes helopoides</i>	Sandy places	5,	— 440. sp.21.
28	<i>Loricera ænea</i>	Roots of grass, moist banks, Bat.	5,	Page 150.
30	<i>Agonum cærulescens albipes</i>	Roots of grass, gardens	5,6,	Page 150.
	<i>sordidus</i>	Moist places	5,6,	Mar. 446.sp.37.
	<i>picipes</i>	Moist banks, Battersea	5,6,	— 450.sp.44.
	<i>Simpsoni</i>	—	5,6,	— 457. sp.68.
	<i>rufipes</i>	—		
31	<i>Synuchus rivalis</i>	Under stones, moist places		Gyll.ii.97. sp.16
37	<i>Amara vulgaris</i>	Moist banks		Page 151.
38	<i>Blethisa multipunctata</i>	Sandy places, pathways	5,6,	Mars.438.sp.16.
40	<i>Pœcillus nigricornis dimidiatus</i>	Moist banks, Battersea	5,	Page 152.
42	<i>Pœcillus nigricornis dimidiatus</i>	Moist banks	5,6,	Mars.441.sp.24.
42	<i>Broseus cephalotes</i>	Sandy places, pathways	5,6,	— 445. sp.35.
43	<i>Clivina sanguinea</i>	Sea shore, Swansea	5,	Page 153.
51*	<i>Demetrias monostigma</i>	Gardens, Lambeth, (Dr. Leach)	5,6,	Leach's MSS.
54	<i>Halipilus ferrugineus flavicollis</i>	Roots of plants near Swansea		—
	<i>lineatocollis</i>	Ponds and ditches	5,6,	Page 157.
	<i>ruficollis</i>	—	5,6,	Mars.430.sp.47.
	<i>impressus</i>	—	5,6,	— 429. sp.45.
	<i>assimilis</i>	—	5,6,	— 428. sp.43.
	<i>obliquus</i>	—	5,6,	Gyll.i. 547.sp.3.
57	<i>Hydroporus unistriatus lituratus</i>	—	5,6,	Mars.429.sp.44.
	<i>plannus</i>	Ponds	5,6,	— 554.sp.28.
	<i>humeralis</i>	—	5,6,	Mars.423.sp.26.
	<i>fluviatilis</i>	— (Dr. Leach)	5,6,	— 425. sp.30.
58	<i>Noterus Geerii</i>	—	5,6,	— 423. sp.24.
60	<i>Colymbetes politus striatus</i>	Ponds and ditches	5,	Zool. Misc.iii.71.
61	<i>Hydaticus transversalis</i>	Ditches in marshes	5,	Mars.419.sp.16.
64	<i>Gyrinus æneus</i>	Ponds and ditches	5,	— 414. sp. 4.
70	<i>Elater murinus obscurus</i>	Ponds, Battersea	Dyt.	parapleurus. M.
83	<i>Opilus mollis</i>	Ponds and ditches	5,	
85	<i>Necrophagus vestigator</i>	Under stones in sandy places	5,6,	— 385.sp.26.
88	<i>Silpha obscura tristis</i>	—	5,6,7,	— 377. sp. 4.
89	<i>Phosphuga atrata</i>	Dry rotten willows	4,	Page 166.
		Sandy places, Hampstead	5,6,	Mars.118.sp.10.
		Under stones, pathways	5,6,	— 117. sp. 7.
		Sandy places under stones	5,6,	— 116. sp. 6.
		Pathways		

APRIL.

No. of Gen.	Name.	Where found.	Other times of ap.	Reference to description.
92	<i>Choleva oblonga</i>	Under moss and stones	5,6,	Page 168.
	<i>agilis</i>	Dung on heaths	5,6,	Linu.Tr.xi. 140.
93	<i>Catops sericeus</i>	Under moss	5,6,	— 142.
	<i>chrysomeloides</i>	Dung on heaths	5,6,	— 146.
	<i>nigricans</i>	—	5,6,	— 141.
94	<i>Ptomophagus villosus</i>	—	5,6,	— 152.
	<i>truncatus</i>	—	5,6,	Illig. 42. sp. 4.
	<i>fumatus</i>	—	5,6,	Linn.Tr.xi. 155.
95	<i>Mylæchus brunneus</i>	—	5,6,	Page 169.
102*	<i>Cateretes rufilabris</i>	Junci near Hull		Page 170.
	<i>bipustulatus</i>	Banks, Batterssea, (Dr. Leach)		Gyll.i.248. sp.3
104	<i>Staphylinus muriaus</i>	Under dung	5,6,	—ii.283. sp.4
	<i>hybridus</i>	— and stones	5,6,	Marsh.500.sp.9.
	<i>castanopterus</i>	—	5,6,	Gyll. 295.sp.14.
	<i>stercorarius</i>	—	5,6,	— 296.sp.15.
	<i>ænocephalus</i>	U. stones and moss moist places	5,6,	— 291.sp.12.
	<i>tristis</i>	—	5,6,	— 301.sp.19.
	<i>picipennis</i>	Under dung and stones	5,6,	
	<i>hæmorrhous</i>	—	5,6,	
	<i>splendens</i>	—	5,6,	— 297.sp.16.
	<i>politus</i>	—	5,6,	— 317.sp.33.
	<i>decorus</i>	— stones and moss	5,6,	— 316. sp.32.
	<i>laminatus</i>	—	5,6,	— 298.sp.17.
	<i>maelicornis</i>	— and stones	5,6,	
	<i>marginatus</i>	— stones and moss	5,6,	— 322. sp.58.
	<i>marginellus</i>	—	5,6,	
	<i>fucicola</i>	—	5,6,	
	<i>lateralis</i>	—	5,6,	
	<i>sanguinolentus</i>	—	5,6,	— 338.sp.54.
	<i>litoratus</i>	—	5,6,	
	<i>obscuripennis</i>	—	5,6,	
	<i>fimetarius</i>	—	5,6,	— 324.sp.40.
	<i>pilipes</i>	—	5,6,	
	<i>semiobscurus</i>	—	5,6,	
	<i>varians</i>	—	5,6,	— 342.sp.58.
	<i>nitipennis</i>	—	5,6,	
	<i>attenuatus</i>	— moist places	5,6,	— 311.sp.27.
	<i>bipustulatus</i>	—	5,6,	— 339.sp.55.
	<i>concinus</i>	—	5,6,	
	<i>olens</i>	Roots of trees and under stones	10,	— 285. sp.6.
	<i>similis</i>	Under stones	5,	— 287. sp. 8.
	<i>maxillosus</i>	Under dung and in dead anim.	5,6,	Page 172.
105	<i>Lathrobium elongatum</i>	Putrid veget. and und. stones	5,6,	
	<i>quadratum</i>	Moist banks and under stones	5,	Gyll.ii. 367.sp.4.
	<i>dentatum</i>	—	5,	
106	<i>Pædernus riparius</i>	— and under stones	5,	Page 172.
	<i>orbiculatus</i>	Under stones and moist banks	5,	Gyll.ii. 374.sp.3.
	<i>immunis</i>	Sandy places	5,	
	<i>melanoccephalus</i>	—	5,	

APRIL.

No. of Gen.	Name.	Where found.	Other times of ap.	Reference to description.
106	<i>Pæderus angustatus</i>	Under stones in sandy places	5,	Gyll.ii.375.sp.4.
107	<i>Stenus pubescens</i>	Moist banks	5,	
	<i>Juncorum</i>	————	5,	
	<i>oculatus</i>	————	5,	—— 471. sp. 7.
	<i>nigricornis</i>	————	5,	
*	<i>angustatus</i>	————		
	<i>rufitarsis</i>	————	5,6,	
	<i>flavicornis</i>	————	5,6,	
	<i>pusillus</i>	————	5,6,	
	<i>brunnipes</i>	————	5,6,	
	<i>aceris</i>	————	5,6,	
	<i>rugulosus</i>	————	5,6,	
109	<i>Oxytelus opacus</i>	Dung and sandy places	5,6,	
	<i>angustatus</i>	————	5,6,	
	<i>armatus</i>	————	5,6,	Tr.Ent.Soc.i.97.
110	<i>Omalium depressum</i>	Cow dung	5,6,	—— 210. sp.1f
111	<i>Lestiva caraboides</i>	Under stones, on palings. &c.	5,6,	—— 192. sp. 1.
113	<i>Tachinus rufipes</i>	Dung	5,	Page 176.
114	<i>Aleochara canaliculata</i>	Sandy places and under stones	5,6,	Gyll.ii.591.sp.14
	<i>fuscipes</i>	Under dung	5,	—— 428. sp.50.
	<i>sulcata</i>	————	5,	—— 373. sp. 1.
	<i>lanuginosa</i>	————	5,	—— 432. sp.54.
121	<i>Bryaxis longicornis</i>	Roots of grass, Battersea	5,	Page 179.
	<i>sanguinea</i>	————	5,	Zool. Misc. iii.
*	<i>Juncorum</i>	<i>Junci</i> , Norfolk	5,6,	——
122	<i>Pselaphus Herbstii</i>	Moist places	5,6,	Page 179.
124	<i>Ptinus ovatus</i>	Houses	5,6,7,	Marsh.90.sp.28.
	<i>cerevicæ</i>	————	5,6,	—— sp. 29.
125	<i>Gibbium sulcatus</i>	———— and old paper	5,6,7,	Page 180.
*	<i>Scotias</i>	Bristol	——	——
126	<i>Ptilinus pectinicornis</i>	Old trees and houses	5,6,	—— 181.
127*	<i>Anobium Abietis</i>	Trees, Norfolk		Gyll. i.297.sp.9.
128	<i>Dermestes lardarius</i>	Houses	5,6,	Page 181.
131	<i>Anthrenus Muscorum</i>	Museums	5,	Gyll.i.162.sp.3.
133	<i>Byrrhus murinus</i> ?	Sandy places	5,	—— 198. sp. 5.
	<i>dorsalis</i>	————	5,	Marsh.104.sp.6.
	<i>varius</i>	Roots of trees	5,	Gyll.i.197.sp.4.
135	<i>Onthophilus striatus</i>	Dung	5 ^c	Fabr.
136	<i>Hister sinuatus</i>	————	5,6,	Illig. i. 57.
	<i>4-notatus</i>	————	5,	—— 58.
	<i>parvus</i>	————	5,	Marsh. 93.sp.3.
	<i>stercorarius</i>	————	5,	Payk. Mon. 40.
	<i>neglectus</i>	————	5,	Megerle
	<i>carbonarius</i>	————	5,	Gyll.i.82.sp.10.
	<i>purpurascens</i>	————	5,	Fabr.
140	<i>Parnus prolifericornis</i>	Banks of ponds		Marsh. ?
141	<i>Heterocerus marginatus</i>	Marshy pl. and muddy banks	5,	Page 185.
143	<i>Hydrochus elongatus</i>	Aquatic plants, Battersea		Fabr.
145	<i>Hydrobius fuscipes</i>	Ponds	5,	Page 187.

APRIL.

No. of Gen.	Name.	Where found.	Other times of ap.	Reference to description.
148	<i>Hydrobius calconotus</i>	Ponds	5,	
	<i>bipustulatus</i>	————	5,	Mars.406.sp.13.
	<i>atricapillus</i>	————	5,	
	<i>torquatus</i>	————	5,	— 405. sp.10.
	<i>melanocephalus</i>	————	5,	Page 187.
	<i>orbicularis</i>	————	5,	Marsh.403.sp.4.
	<i>fulvus</i>	————	5,	— 408.sp.20.
	<i>griseus</i>	Ponds and ditches	5,	Gyll.i.122.sp.11
	<i>minutus</i>	————	5,	Mars.406.sp.12.
	<i>seminulus</i>	————	5,	Gyll.i.116.sp.5.
	<i>marginellus</i>	————	5,	Payk.i.186.sp.11
149	<i>Limnebius nitidus</i>	————	5,	Page 187.
	<i>mollis</i>	————	5,	Mars.407.sp.16.
	<i>nigrinus</i>	———— [Bexley	5,	
154	<i>Copris lunaris</i>	Under dung, Charlton: lanes	5,	Page 188.
155	<i>Onthophagus Vacca</i>	————	5,	—
	<i>nuchicornis</i>	————	5,	Marsh.32.sp.57.
	<i>Xiphias</i>	————	5,	— 33. sp. 59.
	<i>verticicornis</i>	————	5,	— 34. sp. 60.
	<i>nutans</i>	————	5,	— 35. sp. 62.
	<i>ovatus</i>	————	5,	— sp. 63.
*	<i>Dillwynii</i>	————, Swansea, (Mr. Dillwyn)	5,	Leach, MSS.
156	<i>Aphodius rufipes</i>	————	5,	Marsh.25.sp.42.
	<i>luridus</i>	————	5,	— 27. sp. 45.
	<i>depressus</i>	————	5,	T.Ent.Soc.i.246
	<i>Sus</i>	————, Swansea	5,	Mars. 29.sp.50.
	<i>merdarius</i>	————	5,	— 30. sp. 52.
	<i>testudinarius</i>	————, Hampstead	5,	— 28. sp. 49.
	<i>Fossor</i>	————	5,	— 16.sp. 24.
	<i>subterraneus</i>	————	5,	— 18. sp. 29
	<i>erraticus</i>	————	5,	— 9. sp. 5.
	<i>unicolor</i>	————	5,	— 11. sp. 9.
	<i>fimetarius</i>	————	5,	— 10. sp. 7.
	<i>coprinus</i>	————	5,	— 12. sp. 11.
	<i>scutator</i>	————	5,	— 11. sp. 8.
	<i>conflagratus</i>	————	5,	— sp. 10.
	<i>sordidus</i>	————	5,	— 10. sp. 6.
	<i>ictericus</i>	————	5,	Tr.Ent.Soc.i.80.
	<i>fetens</i>	————	5,	Mars.17. sp. 25.
	<i>attaminatus</i>	————	5,	— 13. sp. 15.
	<i>inquinatus</i>	————	5,	— 13. sp. 14.
	<i>sedatus</i>	————	5,	— 14. sp. 16.
	<i>hæmorrhoidalis</i>	————	5,	— 19. sp. 30.
	<i>terrestris</i>	————	5,	— 17. sp. 26.
	<i>humeralis</i>	————, Bristol	5,	Panz.
	<i>pusillus</i>	————	5,	Mars. 18. sp.27.
	<i>obscurus</i>	————	5,	— 18. sp. 28.
	<i>granarius</i>	————	5,	— 19. sp. 31.
	<i>turpis</i>	————, Norfolk	5,	— 15. sp. 21.
157	<i>Geotrupes sylvaticus</i>	————, Lessness Heath	5,	— 23. sp. 38.

APRIL.

No. of Gen.	Name.	Where found.	Other times of ap.	Reference to description.
157	<i>Geotrupes vernalis</i>	Under dung, Lessness Heath	5,	Marsh. 23. sp. 37.
158	<i>Typhæus vulgaris</i>	—— Epping Forest	5,	Page 189.
161	<i>Trox sabulosus arenarius</i>	Sandy places, Coombe Wood Gardens, under dry bones, stones, &c.	5, 5,6,	—— 190. Marsh. 25. sp. 41.
169	<i>Blaps mortisaga</i>	Cellars	5to9,	Page 192.
172	<i>Tenebrio molitor</i>	Houses, in meal and flour	5,6,	—— 193.
180	<i>Cistela nigra</i>	Hedges and lanes	5,	Marsh. 221. sp. 5.
192	<i>Meloe brevicollis violaceus</i>	Meadows, Devon, (Dr. Leach)		Leach T.L.S. xi.
	<i>proscarabæus</i>	Meadows and sunny banks	5,	—— ———
205	<i>Apion immune</i>	Broom and furze	5,6,	Kirby T.L.S. ix.
208	<i>Rhynchæus nigrirostris</i>	Moist pl. & banks of ponds	5,	Marsh. 267. sp. 89.
210	<i>Liparus squamiger vastator</i>	Sandy pl. and nettles, Hertf.	5,	—— 301. sp. 182.
	<i>asper</i>	Nettles and hedges	5,	—— 300. sp. 180.
	<i>sexstriatus</i>	Hampstead	5,	—— 501. sp. 181.
215*	<i>Cossonus linearis</i>	Trunks of trees, Windsor For.		Page 204.
226	<i>Latridius transversus rugicollis</i>	Hedges and sandy places	5,	Marsh. 109. sp. 10.
	<i>ruficollis</i>	——	5,	—— 113. sp. 23.
	<i>ruficollis</i>	——	5,	—— 111. sp. 17.
	<i>impressus</i>	——	5,	—— 110. sp. 11.
227	<i>Lycus oblongus</i>	Old wood and palings	5,	—— 107. sp. 3.
228	<i>Trogosita mauritanica</i>	Under stones in moist places	5,	Page 208.
230	<i>Lamia minuta</i>	Hedges		Marsh. 337. sp. 21.
246	<i>Chrysomela tenebricosa coriaria</i>	Var. plants in hedges & lanes	5,6,	—— 169. sp. 1.
	<i>gœttingensis</i>	Heaths	5,6,	—— 170. sp. 2.
	<i>Polygoni</i>	Heaths and sandy places	5,6,	—— 171. sp. 4.
	<i>aseta</i>	Knotgrass	5,	—— 178. sp. 19.
	<i>polita</i>	Palings	5,	—— 181. sp. 24.
	<i>staphylea</i>	Nettles	5,	—— 188. sp. 43.
	<i>sanguinolenta</i>	——	5,	—— 186. sp. 41.
	<i>limbata</i>	Sandy places, Charlton	5,	—— 190. sp. 48.
	<i>marginella</i>	——	5,	—— 191. sp. 49.
		Weedy banks	5,	—— 181. sp. 25.
254	<i>Coccinella oblongo-guttata</i>	Pines, Hertford		—— 162. sp. 34.
257	<i>Lycoperdina Bovistæ</i>	Puff-balls on commons		Page 216.
261	<i>Gryllotalpa vulgaris</i> M.	Gardens, fields of peas, banks of streams	5,6,	—— 217.
283	<i>Velia rivulorum</i>	Running waters	5,6,	—— 224.
284	<i>Gerris paludum</i>	Ponds and ditches	5,6,	—— —
285	<i>Acanthia maculata</i>	Grassy places	5,6,	—— 225.
315	<i>Melitæa Cinxia</i> L. M.	Ribwort, plantain in meadows		Haworth 36.
	<i>The Glanville Fruity</i>			
	<i>Artemis</i> L. M.	Devil's-bit, woods & ch. places		——, 36.
	<i>The greasy Fruity</i>			
320	<i>Hipparchia Ageria</i> B.	Borders of woods and fields	6,8,	Page 241.
	<i>The speckled Wood</i>			

APRIL.

No. of Gen.	Name.	Where found.	Other times of ap.	Reference to description.
322	<i>Lycæna Phlæas</i> B.	Grassy commons	6,8,	Page 241.
	<i>The common Copper</i>			
	<i>Dorylas</i> l. e.	Grassy banks	7,	Haworth 45.
	<i>The common Blue</i>			
	<i>Argus</i> l. e.	————	—	46.
	<i>The studded Blue</i>			
	<i>Idas</i> l. e.	————	6,	— —
	<i>The black-spot Brown</i>			
326	<i>Macroglossa Stellatarum</i> E.	Gardens	6,9,	Page 244.
	<i>The Humming-bird</i>			
341	<i>Endromis versicolor</i> M.	Trunks of trees	—	247.
	<i>The Kentish Glory</i>			
340	<i>Closteva curtula</i> E.	Trunks of poplars		Haw. 130. sp. 89.
	<i>The chocolate Tip</i>			
	<i>Bombyx Coryli</i> B.	Skirts of woods	7,	— 102. sp. 32.
	<i>The nut-tree Tussock</i>			
352	<i>Phyois Pelionella</i>	Houses	5,6,	Page 249.
354	<i>Noctua tetra</i>	Gardens	6,	Haw. 162. sp. 12.
	<i>The Mahogany</i>			
	<i>fisina</i>	Shady pales and rails	—	166. sp. 19.
	<i>The twin-tailed Shark</i>			
	<i>Scrophulariæ</i> B.	Gardens	—	167. sp. 21.
	<i>The water Betony</i>			
	<i>operosa</i> E.	Pales and trunks of trees	—	135. sp. 69.
	<i>The early Grey</i>			
	<i>ridens</i> M.	Trunks of oaks	—	202. sp. 117.
	<i>The frosted Green</i>			
	<i>seladonia</i> M.	Skirts of woods	10,	— 199. sp. 111.
	<i>The brindled Green</i>			
	<i>aprilina</i> M.	————	10,	— 200. sp. 112.
	<i>The Marvel du Jour</i>			
	<i>gothica</i> M.	Hedges	—	226. sp. 192.
	<i>The Hebrew Character</i>			
	<i>croceago</i> E.	————	2,6,	— 238. sp. 227.
	<i>The orange Upper-wing</i>			
	<i>fuscata</i> B.	Oaks and sallows	—	241. sp. 234.
	<i>The dark Drab</i>			
	<i>angusta</i>	Sallows	—	— sp. 236.
	<i>The dark Drab, var.</i>			
	<i>subsetacea</i> B.	Sallows and osier beds	—	— sp. 237.
	<i>The dark Drab, var.</i>			
	<i>nebulosa</i>	Sallows	—	— sp. 238.
	<i>The dark Drab, var.</i>			
	<i>sparsa</i> E.	Sallows and osier beds	—	242. sp. 239.
	<i>The powdered Quaker</i>			
	<i>geminata</i> B.	Trunks of oaks	—	— sp. 240.
	<i>The twin-spotted Drab</i>			

APRIL.

No. of Gen.	Name.	Where found.	Other times of ap.	Reference to description.
354	<i>Noctua bimaculata</i> B.	Trunks of oaks?		Haw. 242. sp. 241.
	<i>The ferruginous Drab</i>			
	<i>subplumbea</i> B.	————		— — sp. 242.
	<i>The lead-coloured Drab</i>			
	<i>pallida</i>	———— of trees	5,	— — sp. 243.
	<i>The pale Quaker</i>			
	<i>Cerasi</i> B.	———— of willows		— 243. sp. 244.
	<i>The common Quaker</i>			
	<i>juneta</i> B.	————		— — sp. 247.
	<i>The common Quaker</i> , var.			
	<i>nana</i> B.	————		— 244. sp. 249.
	<i>The small Quaker</i>			
	<i>libatrix</i> E.	Poplars and pales	8,	— — sp. 250.
	<i>The Herald</i>			
	<i>Geometra illunaria</i> E.	Shady groves		— 292. sp. 58.
	<i>The early Thorn</i>			
	<i>badiata</i> B.	Skirts of woods		— 325. sp. 27.
	<i>The Shoulder-stripe</i>			
	<i>cervinata</i> B.	Gardens and pales		— 318. sp. 6.
	<i>Scarce Tissue</i>			
	<i>suffumata</i>	Open places in woods		— 323. sp. 21.
	<i>The water Carpet</i>			
	<i>quadrifaculata</i>	Pathways and woods		— 343. sp. 80.
	<i>The pinion spotted Yellow</i>			
	<i>congeneraria</i> B.	Trunks of trees		— 273. sp. 4.
	<i>The forked-striped Brindle</i>			
	<i>fumaria</i> B.	Oaks		— 273. sp. 5.
	<i>The dark Brindle</i>			
	<i>Cratægaria</i> B.	Hedges and woods	6,8,	— 298. sp. 74.
	<i>The Brimstone</i>			
	<i>dentistrigata</i> M.	Trunks of trees, Coombe W.		— 320. sp. 11.
	<i>The early Tooth-striped</i>			
	<i>viretata</i>	Pathways in woods		— 329. sp. 39.
	<i>The brindle-barred Yellow</i>			
	<i>insulata</i> E.	Woods	5,	— 330. sp. 43.
	<i>The insulated Carpet</i>			
	<i>bidentaria</i> E.	Skirts of woods	6,	— 291. sp. 55.
	<i>The scalloped Hazel</i>			
360	<i>Biston hirtarius</i>	Trunks of trees		— 273. sp. 3.
	<i>The brindled Beauty</i>			
365	<i>Tortrix Læstingina</i>	Hedges	5,6,	— 420. sp. 82.
	<i>The Læstingian</i>			
	<i>subsequana</i>	————		— 448. sp. 173.
	<i>The faint Silver-striped</i>			
*	<i>fraternana</i>	————		— 449. sp. 174.
	<i>The cinereous Silver-barred</i>			
	<i>perlepidana</i>	————	5,	— 458. sp. 206.
	<i>The beautiful Crescent</i>			

APRIL.

No. of Gen.	Name.	Where found.	Other times of ap.	Reference to description.
	* <i>Tinea</i> Pyralea	Nettles in hedges, Coombe W.	5, Haw.	499. sp. 4.
	<i>The yellow-stigmaed</i> Grey			
	<i>Alstrœmeri</i>	Hedges	—	508. sp. 10.
	<i>The Alstrœmer</i>			
	<i>signosa</i>	— ? Chelsea	—	508. sp. 11.
	<i>The red Letter</i>			
	<i>purpurea</i>	— ?	—	511. sp. 20.
	<i>The lesser Purple</i>			
374	<i>Alucita hexadaetyla</i>	Houses	5,9, —	480. sp. 21.
	<i>The six-cleft Plume</i>			
401	<i>Trichiosoma laterale</i>	Coombe Wood		Zool. Misc. iii. 109.
468	<i>Andrena Rosœ</i>	Flowers		Kirby ii. 83, sp. 39.
	<i>pratensis</i>	—	—	100. sp. 43.
	<i>thoracica</i>	—	—	101. sp. 49.
	<i>nitida</i>	Blossoms of willows	5, —	104. sp. 51.
	<i>nigro-œnea</i>	—	—	109. sp. 54.
	<i>atriceps</i>	—	—	114. sp. 55.
	<i>varians</i>	Blossoms of apple-trees	—	117. sp. 53.
	<i>Gwynana</i>	Flowers	—	120. sp. 60.
	<i>spinigera</i>	Blossoms of willows	—	123. sp. 63.
	<i>armata</i>	—	—	124. sp. 64.
	<i>fulva</i>	Flowers in gardens	5, —	128. sp. 68.
	<i>Clarkella</i>	Heaths, Hampstead	—	130. sp. 69.
	<i>Smithella</i>	Blossoms of willows	—	131. sp. 70.
	<i>nigriceps</i>	—	—	134. sp. 73.
	<i>chrysoclis</i>	Flowers	5, —	143. sp. 82.
	<i>Lewinella</i>	—	—	148. sp. 88.
	<i>parvula</i>	—	—	162. sp. 103.
487	<i>Bombus campestris</i>	—	5, —	335. sp. 88.
	<i>subinterruptus</i>	Blossoms of willows	5, —	356. sp. 99.
	<i>Stylops Melitta</i>	<i>Melitta nigro-œnea</i>	5, —	i. 111.
498	<i>Beris nigritarsis</i>	Palings near meadows	5, —	Page 291.
	<i>clavipes</i>	—	5, —	Panz. ix. 119.
520	<i>Bombylius major</i>	Open places in woods	—	Page 295.
	<i>medius</i>	—	—	Linn. i. 1009. sp. 2.
550	<i>Musca vomitoria</i>	Houses and hedges	5 to 8, —	989. sp. 67.
	<i>domestica</i>	Houses	—	990. sp. 69.
554	<i>Tachina fera</i>	Skirts of woods	—	Page 201.

MAY.

8	<i>Geophilus electricus</i>	Under stones		Page 117. [f. 4.
3	<i>Chelifer Muscorum</i>	Museums	6,7,8	Z. M. iii. 50. t. 142.
14*	<i>Syetodes thoracicus</i>	Houses		Page 126.
21*	<i>Dolopedes mirabilis</i>	Woods	6,7, —	129.
22	<i>Salticus scenicus</i>	Walls and palings	6,7, —	—
7	<i>Ixodes Ricinus</i>	Dogs	6, —	132.
11	<i>Limnochares holosericea</i>	Ponds	6, —	133.

MAY.

No. of Gen.	Name.	Where found.	Other times of ap.	Reference to description.
3	<i>Petrobius maritimus</i>	Sea shores		Page 141.
11	<i>Cychrus rostratus</i>	Pathways and woods	6,7	Marsh.470.sp.103.
12	<i>Carabus intricatus</i> E.	N. the riv.Favy, Devon, (Dr.L.)		Page 145.
	<i>monilis</i>	Gardens and pathways	6,7,8	— —
	<i>nitens</i>	Moist pl. and sand-pits, Hants	6	Marsh. 435. sp. 8.
14	<i>Nebria complanata</i>	U.wood, sandy shores, Swansea	5	Page 146.
15	<i>Leistus cæruleus</i>	Sandy places under stones	6	— 147.
	<i>Raulinsii</i>	Near Ipswich, (Mr. Stone)	9	New species.
16	<i>Panagæus crux major</i>	Sandy places	3,7	Page 147.
20	<i>Bembidium flavipes</i>	Sand-pits, Bexley	6	Marsh. 394. sp. 9.
	* <i>pallipes</i>	Croome, Norfolk		
21	<i>Cilicenus lateralis</i>	Sea sho., Porto Bello, (Dr. L.)	6,7	Page 148.
22	<i>Trechus aquaticus</i>	Moist places, Battersea	6	Marsh. 461.sp.77.
	<i>discus</i>	Gardens, Lambeth, (Dr. Leach)		Fabr.
30	<i>Agonum sexpunctatum</i>	Moist places, Coombe, & Batt.	6	Page 151.
	<i>vaporariorum</i>	Sandy places	6	Gyll.ii. 161.sp.68.
40	<i>Pœcillus cupreus</i>	Sandy places and pathways	6,7	Marsh.439.sp.18.
47	<i>Brachinus crepitans</i>	U.stones, Gravesend, (Mr. Steph.)		Page 154.
48	<i>Lamprias chlorocephala</i>	Broom	6	— 155.
53	<i>Dryptis emarginata</i>	Ch.places, Hastings & Faversh.	6	— 156.
54	<i>Halipilus elevatus</i>	Running streams, Bexley	6	— 157.
57	<i>Hydroporus flexuosus</i>	Ponds and ditches, Hampst.	6	Marsh.425.sp.31.
60	<i>Colymbetes collaris</i>	Ponds? Norfolk	6	Gyll. i. 485. sp. 19.
	<i>conspersus</i>	— — ?	6	— 482. sp. 16.
	<i>notatus</i>	— — ?	6	— 483. sp. 17.
	<i>maculatus</i>	Running streams		Marsh.418. sp.14.
	<i>abbreviatus</i>	Ponds		Gyll. i. 488. sp.22.
	<i>obscurus</i>	Ponds and ditches		Marsh. 414. sp. 5.
64	<i>Gyrinus marinus</i>	Salt marshes	6	Gyll. i. 143. sp. 4.
	<i>minutus</i>	Bristol	6	Marsh. 100. sp. 2.
	<i>elongatus</i>	Salt marshes	6	— 100. sp. 4.
	<i>villosus</i>	Rivers and running waters		Page 159.
70	<i>Elater tessellatus</i>	Willows	6	Marsh. 386. sp.27.
	<i>balteatus</i>	— — and hedges	6	— 384. sp. 23.
	<i>niger</i>	Hedges		Gyll. i. 406. sp.36.
	<i>æneus</i>	Under stones, in sand-pits		Linn.ii. 655. sp.31.
	<i>holosericeus</i>	Birch-trees, Coombe Wood	6	Marsh.386.sp.28.
	<i>lineatus</i>	Hedges	6	— 387. sp. 5.
	<i>sputator</i>	— — — —	6	— 384. sp. 24.
	<i>minutus</i>	— — — —	6	— 381. sp. 17.
	<i>castanipes</i>	— — — —	6,7	— 381. sp. 15.
	<i>marginatus</i>	— — — —	6	— 379. sp. 9.
	<i>unicolor</i>	— — — —	6	— 379. sp. 8.
	<i>mesomelus</i>	Skirts of woods	6	— 378. sp. 6.
	<i>mesomelus</i> , var.	— — — —	6	— — — 7.
72	<i>Flodes pallida</i>	White thorn & umbel. plants	6	— 227. sp. 20.
	<i>melanura</i>	Hedges	6	Gyll. i. 366. sp. i.
	<i>molle</i>	— — — —	6	Marsh. 225.sp.15.
	<i>nigricans</i>	— — — —	6	— 226. sp. 17.

MAY.

No. of Gen.	Name.	Where found.	Other times of ap.	Reference to description.
77	<i>Telephorus fuscus</i>	Hedges in lanes	6,7,	Page 164.
	obscurus	—————	6,7,	Marsh. 365. sp. 2.
	lateralis	Hedges	6,7,	Linn. ii. 648. sp. 6.
	ruficollis	—————	6,7,	Marsh. 366. sp. 3.
	lividus	—————	6,7,	————— sp. 4.
	rufus	—————	6,7,	Gyll. i. 350. sp. 26.
	melanurus	—————	6,7,	Marsh. 368. sp. 7.
	testaceus	—————	6,7,	————— 367. sp. 5.
	pallidus	Hedges and wood-sides	6,7,	————— 368. sp. 6.
	fulvicollis	—————	6,7,	Payk. i. 266. sp. 12.
78	<i>Malthinus flavus</i>	Hedges and woods	6,7,	Page 164.
	immunis	—————	6,7,	Marsh. 374. sp. 20.
	humeralis	—————	6,7,	————— 374. sp. 19.
79	<i>Dasytes ater</i>	Moss and grass	6,	Page 164.
	æneus	Pales and posts, wood-sides	6,	Marsh. 230. sp. 3.
80	<i>Malachius æneus</i>	Hedges	6,7,	Page 165.
	biguttatus	Hedges and woods	6,	Marsh. 372. sp. 15.
84	<i>Necrobia ruficollis</i>	Dried bones	6,	Page 166.
	violacea	—————	6,12	Marsh. 323. sp. 3.
	<i>Tillus Quadra</i>	—————	6,	————— 323. sp. 4.
85	<i>Necrophagus spinipes</i>	Fungi and dead animals	6,	
	humator	Dead animals, banks of rivers Plaistow Marshes	6,	————— 114. sp. 2.
*	Germanicus	Dead animals and woods	6,	————— 114. sp. 1.
	Anglicanus	—————, marshes	6,	
	vespillo	Fungi and dead animals	6,	————— 114. sp. 3.
86	<i>Neerodes littoralis</i>	Dead animals, river sides	6,	————— 116. sp. 5.
87	<i>Oiceoptoma thoracica</i>	Dead animals, woods	6,	Page 167.
	rugosa	—————	6,	Marsh. 120. sp. 16.
	sinuata	—————	6,	————— 120. sp. 14.
88	<i>Silpha opaea</i>	Under stones in sandy places	6,	————— 120. sp. 15.
	4-punctata	Oaks	6,	————— 118. sp. 9.
	lævigata	Sandy places	6,	————— 119. sp. 12.
90	<i>Scaphidium 4-maculatum</i>	Fungi and rotten wood	6,	Page 168.
97	<i>Engis humeralis</i>	Bark of trees and boleti	6,	Gyll. i. 203. sp. 2.
	rufifrons	—————	6,	————— 204. sp. 4.
99	<i>Nitidula bipustulata</i>	Dry bones on heaths & woods	6,7,	Marsh. 129. sp. 1.
	rufipes	Flowers in hedges & sides of woods	6,7,	————— 130. sp. 4.
	nigrina	Flowers in hedges	6,7,	————— 138. sp. 27.
	ænea	—————	6,7,	————— 131. sp. 8.
	Urticæ	—————, and nettles	6,	
	erythroa	Flowers in hedges	6,	————— 132. sp. 10.
100	<i>Ips 4-maculata</i>	Und. bark, New Forest Hants	6,	————— 130. sp. 2.
	ferruginea	—————	6,	
101	<i>Biturns tomentosus</i>	Blossom of the white-thorn	6,	Page 170.
	fumatus	White thorn hedges	6,	Marsh. 65. sp. 11.
103	<i>Micropeplus Porcatus</i>	Sandy places, Bexley	6,	Page 171.
	staphylinoides	—————	6,	Marsh. 137. sp. 25.

MAY.

No. of Gen.	Name.	Where found.	Other times of ap.	Reference to description.
107*	<i>Stenus cærulescens</i>	Moist banks & sides of rivers	6,	Gyll. ii. 463. sp. 1.
108	<i>Oxyporus rufus</i>	Boleti and other fungi	6, 7,	Page 174.
110	<i>Omalium melanocephalum</i>	Flowers	6,	Marsh. 127. sp. 39.
	<i>striatum</i>	————	6,	Gyll. ii. 231. sp. 28.
	<i>grossum</i>	Sandy places	6,	————
113	<i>Tachinus lunulatus</i>	Fungi	6,	———— 274. sp. 20.
116	<i>Lomechusa emarginata</i>	Dry sandy places und. stones	6,	Page 177.
	<i>dentata</i>	————	6,	Gyll. ii. 441. sp. 4.
117*	<i>Euplectes Reichenbachii</i>	———— ? Norfolk (Mr. Curtis)	————	Page 178.
118*	<i>Bythinus securiger</i>	———— ? Norf. (Mr. J. Hooker)	————	Zool. Misc. iii.
119*	<i>Arcophagus clavicornis</i>	Sandy pl., Swans. (Mr. Millard)	6,	————
	<i>bulbifer</i>	———— ? Norfolk (Mr. Sims)	6,	Page 178.
121*	<i>Bryaxis impressa</i>	———— ? Norfolk (Mr. Wilkin)	6,	———— 179.
	<i>fossulata</i>	———— Bexley	6,	Zool. Misc. iii.
122*	<i>Pselaphus Hiesii</i>	———— ? Norfolk	————	87.
	<i>longicollis</i>	———— ? Norfolk	————	Zool. Misc. iii.
	<i>Dresdensis</i>	———— ? Bristol (Mr. Millar)	————	————
124	<i>Ptinus Musæorum</i>	Edinburgh	6,	————
	<i>Lichenum</i>	Old palings, Wandsworth	6,	Marsh. 89. sp. 26.
	<i>rufipes</i>	Hedges	6,	———— 83. sp. 5.
127	<i>Anobium striatum</i>	Houses	6, 7,	Page 181.
128	<i>Dermestes tessellatus</i>	Dead animals	6,	Marsh. 61. sp. 3.
129	<i>Attagenus Pelliø</i>	Houses	6, 7,	Page 182.
131	<i>Anthrenus Scrophulariæ</i>	Flowers	6,	————
	<i>Verbasci</i>	————	6, 7,	Marsh. 101. sp. 2.
136	<i>Hister unicolor</i>	Dung and dead animals	6,	Gyll. i. 74. sp. 1.
	<i>cadaverinus</i>	————	6,	Payk.
	<i>12-striatus</i>	Dung	5, 6,	———— F.S. i. 39. sp. 6.
	<i>speculifer</i>	————	6,	Latr.
137	<i>Dendrophilus punctatus</i>	Under bark	————	Page 184.
138	<i>Platysoma picipes</i>	————	————	————
139*	<i>Liunius Valckmari</i>	Roots of grass, banks of rivers	6, 7,	———— 185.
143	<i>Hydrochus crenatus</i>	Aquatic plants, Norfolk	————	Fabr.
	<i>brevis</i>	————	6,	Gyll. i. 132. sp. 8.
144	<i>Ochthebius riparius</i>	Ponds and ditches	6,	Page 186.
	<i>pygmaeus</i>	————	6,	Gyll. i. 133. sp. 9.
	<i>marinus</i>	————	6,	———— 134. sp. 10.
145	<i>Hydræna Kugellani</i>	————	6,	Page 186.
155	<i>Oonthophagus Cænobita</i>	Under dung in sandy places	6,	Marsh. 33. sp. 58.
160	<i>Psammodius sulcicollis</i>	Sandy pl. Swansea (Mr. Millard)	————	Page 190.
163	<i>Melolontha vulgaris</i>	Various trees	6,	————
	<i>brunneus</i>	Hedges and dead animals	6,	Marsh. 38. sp. 67.
166	<i>Trichius nobilis</i>	Flowers of the dog-rose	6,	Page 191.
167	<i>Cetonia aurata</i>	Rose-trees and umbell. plants	6,	Marsh. 41. sp. 76.
171	<i>Opatrum sabulosum</i>	Sandy places, Coombe Wood	————	Page 193.
180	<i>Cistela marina</i>	Hedges and woods	6,	Marsh. 222. sp. 7.
183	<i>Melandrya caraboides</i>	Under bark of trees	6,	Page 195.
184	<i>Lagria hirta</i>	Hedges	6,	———— 196.
185	<i>Pyrochroa rubens</i>	————	6,	————

MAY.

No. of Gen.	Name.	Where found.	Other times of ap	Reference to description.
187	<i>Notoxus monoceros</i>	Sandy pl. Chariton & Swansea	6,	Page 196.
188	<i>Anthicus fuscus</i>	Dung near stables		—
	<i>floralis</i>	Flowers in gardens	6,	Marsh. 485. sp. 2.
190	<i>Mordella aculeata</i>	White-thorn hedges	6,	Page 197.
	<i>abdominalis</i>	— and umbellate plants	6,	Marsh. 489. sp. 4.
	<i>bicolor</i>	—	6,	— 490. sp. 8.
	<i>ferruginea</i>	—	6,	— — sp. 6.
191	<i>Anaspis frontalis</i>	White-thorn	6,	Page 197.
	<i>ruticollis</i>	Umbellate plants	6,	Marsh. 491. sp. 11.
	<i>obscurus</i>	—	6,	— 492. sp. 14.
	<i>bifasciatus</i>	White-thorn	6,	— 493. sp. 18.
	<i>biguttatus</i>	—	6,	— 492. sp. 12.
192	<i>Melœ variegatus</i>	Faversham, (Mr. Crowe,) Margate, (Mr. Milne)		Leach Tr. L. Soc. xi.
	<i>cicatricosus</i>	Margate, (Mr. Milne)		— —
193	<i>Anthrabus scabrosus</i>	Elm and horse-chesnut		Page 200.
*	<i>varius</i>	White-thorn		Panz.
200	<i>Bruchus Pisi</i>	Pea-fields & willows, Coombe	6,	Page 200.
201	<i>Attelabus curculionoides</i>	Nut-tree and willow	6, 7,	—
202	<i>Apoderus Coryli</i>	Nut-tree	6, 7,	— 201.
203	<i>Rhynchites Bacchus</i>	Nut, plum tree and hop	6,	Marsh. 240. sp. 6.
	<i>æquatus</i>	White-thorn	6,	— 238. sp. 1.
	<i>cupreus</i>	—	6,	— 239. sp. 4.
	<i>aneo-virens</i>	— hedges	6,	— — sp. 5.
	<i>nanus</i>	White-thorn	6,	— 238. sp. 3.
	<i>Alliaria</i>	—	6,	— — sp. 2.
	<i>pubescens</i>	Nut-tree	6,	— 240. sp. 7.
	<i>Betulae</i>	White-thorn hedges & alder	6,	— 241. sp. 8.
204	<i>Deporaus Betulae</i>	Oak, birch and hazel	6, 7,	Page 201.
205	<i>Apion melanopum</i>	Broom	6,	Kirby Tr. L. Soc. ix.
	<i>Malvae</i>	Mallow	6,	— —
	<i>vernale</i>	The white archangel & nettle	6,	— —
*	<i>vorax</i>	Ash	—	—
	<i>cærulescens</i>	White-thorn	6,	— —
	<i>sulcifrons</i>	Bush vetch	6,	— —
	<i>Malvarum</i>	Mallow	6,	— —
*	<i>nigritarse</i>	Nut-tree	—	—
	<i>flavipes</i>	Trefoil and sandy places	6, 7,	— —
	<i>Sorbi</i>	Mountain ash	—	—
	<i>subsulcatum</i>	Bush vetch	6,	— —
	<i>flavifemoratum</i>	Trefoil	6,	— —
*	<i>Fagi</i>	Beech trees	—	—
	<i>virens</i>	Hedges	—	—
*	<i>marchicum</i>	— ?	—	—
	<i>Spartii</i>	Broom	6,	— —
*	<i>Gyllenhalii</i>	Birch	—	—
*	<i>Meliloti</i>	Trefoil	—	—
*	<i>lævigatum</i>	Sandy places	—	—
	<i>Oxurum</i>	Mallows	6,	— —

MAY.

No. of Gen.	Name.	Where found.	Other times of ap.	Reference to description.
205	<i>Apion æneum</i>	Mallows	6,	Kirby Tr. L. Soc. ix.
*	<i>hæmatoides</i>	Grass near furze & sandy pl.	6,	— —
	<i>frumentarium</i>	Nettles and sandy places	6,	— —
206	<i>Curculio argentatus</i>	Oak	6,	Page 202.
	<i>Mali</i>	Nettles		Marsh. 317. sp. 230.
	<i>euides</i>	—		— 318. sp. 231.
	<i>oblongus</i>	Hedges	6,	— —
	<i>unifasciatus</i>	—	6,	— 316. sp. 226.
	<i>sericeus</i>	—	6,	— —
208	<i>Rhynchæus austriacus</i>	Nettles and sandy places	6,	— 302. sp. 184.
	<i>Equiseti</i>	Marsh horse-tail	6,	— 254. sp. 48.
	<i>ærotor</i>	Corn spurrey	6,	— 266. sp. 87.
	<i>Rumicis</i>	The dock, and sandy places	6,	— — sp. 85.
	<i>stramineus</i>	Sandy places	6,	— 267. sp. 88.
	<i>resinosus</i>	—	6,	— 268. sp. 91.
209	<i>Balaninus Nucum</i>	Nut-tree	6,	Page 203.
	<i>Tremulæ</i>	Aspin	6,	Marsh. 291. sp. 156.
	<i>Tortrix</i>	—	6,	— 291. sp. 157.
	<i>maculatus</i>	Sallows	6,	— 292. sp. 158.
210	<i>Liparus niger</i>	Sandy places near the sea		— 297. sp. 172.
	<i>scabrosus</i>	Sandy places and nettles	6,	— 298. sp. 174.
	<i>Vau</i>	—	6,	— 299. sp. 177.
	<i>raucus</i>	—	6,	— 300. sp. 179.
	<i>subglobosus</i>	—	6,	— 313. sp. 219.
	<i>elevatus</i>	Nettles and hedges	6,	— 306. sp. 197.
	<i>obesus</i>	Hedges, Colney Hatch	6,	— 304. sp. 191.
	<i>Coryli</i>	Nut-trees	6,	— 303. sp. 187.
	<i>sulcatus</i>	Sandy places	6,	— 315. sp. 224.
	<i>Ligustici</i>	— ? Dover and Surrey		— 313. sp. 220.
	<i>ovatus</i>	Copenhagen fields & sandy pl.	6,	— 315. sp. 223.
	<i>punctatus</i>	Roots of grass and sandy pl.	6,	— 291. sp. 155.
	<i>Anglicanus</i>	Chalky and sandy places	6,	— 290. sp. 154.
211	<i>Cryptorhynchus</i>	Lapathi Osier grounds	6,	— 254. sp. 47.
	<i>ptinoides</i>	Hedges	6,7,	— 258. sp. 59.
	<i>phæorhynchus</i>	—	6,7,	— — sp. 58.
	<i>pleurostigma</i>	—	6,7,	— 282. sp. 131.
	<i>leucogaster</i>	—	6,7,	— 253. sp. 45.
	<i>globosus</i>	Sandy places	6,7,	Panz.
	<i>ovalis</i>	Hedges	6,7,	Marsh. 279. sp. 123.
	<i>dentatus</i>	—	6,7,	— 280. sp. 125.
	<i>Quercicola</i>	—	6,7,	— — sp. 126.
	<i>Urticæ</i>	—	6,7,	— 281. sp. 128.
	<i>melanostictus</i>	—	6,7,	— 282. sp. 132.
	<i>obstrictus</i>	—	6,7,	— 255. sp. 50.
	<i>contractus</i>	—	6,7,	— 250. sp. 36.
	<i>Lythri</i>	—	6,7,	— 252. sp. 41.
	<i>sulculus</i>	—	6,7,	— — —
	<i>horridus</i>	—	6,7,	Panz. Faun. Succ.
	<i>viduus</i>	—	6,7,	— — —

MAY.

No. of Gen.	Name.	Where found.	Other times of ap.	Reference to description.
211	<i>Cryptorhynchus assimilis</i>	Hedges	6,7,	Marsh. 257. sp. 55.
	<i>canescens</i>	————	6,7,	— 259. sp. 62.
	<i>ruber</i>	————	6,7,	— 251. sp. 39.
	<i>melanorhynchus</i>	————	6,7,	— 253. sp. 44.
	<i>inflexus</i>	————	6,7,	— — sp. 43.
212	<i>Cionus immunis</i>	Sides of ponds	6,	— 278. sp. 120.
213	<i>Orchestes Alni</i>	Alder	6,	— 260. sp. 67.
	<i>ferrugineus</i>	Elms	6,	— — sp. 68.
	<i>atricapillus</i>	Hedges, skirts of woods	6,	— 261. sp. 71.
	<i>rufus</i>	————	6,	— — sp. 69.
	<i>nigricollis</i>	Hedges	————	— — sp. 70.
	<i>depressus</i>	————, skirts of woods	6,	— 262. sp. 73.
	<i>pilosus</i>	Hedges	6,	— — sp. 72.
	<i>rhododaetylus</i>	————	6,	— — sp. 74.
	<i>Salicis</i>	Sallow, skirts of woods	6,	— 264. sp. 79.
	<i>Avellanæ</i>	Nut-trees	6,	— 263. sp. 78.
218	<i>Platypus cylindricus</i> ?	Bark of trees, New Forest	6,	Page 205.
220	<i>Hylesinus varius</i>	Bark of trees	————	Marsh. 54. sp. 9.
221	<i>Cis Boleti</i>	<i>Boletus versicolor</i>	————	Page 206.
239	<i>Donacia micans</i>	Rushes in ditches	6,	— 211.
	<i>fasciata</i>	————	6,	Marsh. 344. sp. 9.
	<i>Sagittariæ</i>	————	6,	— 345. sp. 11.
	<i>vittata</i>	————	6,	— — sp. 10.
	<i>Nymphææ</i>	————	6,	— 347. sp. 15.
	<i>fusca</i>	Aquatic pl. in ditches, Greenw.	6,	— 349. sp. 20.
	<i>palustris</i>	Plants in ditches	6,	— — sp. 21.
	<i>simplex</i>	Rushes in ditches	6,	— 348. sp. 19.
	<i>linearis</i>	————	6,	— 347. sp. 16.
	<i>Hydrocharis</i>	————	6,	— — sp. 17.
	<i>melanocephala</i>	————	6,	— 348. sp. 18.
240	<i>Crioceris Asparagi</i>	Asparagus	6,	— 214. sp. 3.
241	<i>Cassida equestris</i>	Horse-mint in ditches	6,	Page 211.
	<i>similis</i>	————	6,	Marsh. 144. sp. 2.
	<i>cruentata</i>	Thistles	————	— 145. sp. 4.
	<i>marcida</i>	Broom	————	— 146. sp. 7.
	<i>nobilis</i>	Oaks and hedges	6,	— 147. sp. 8.
	<i>splendidula</i>	Nettles and hedges	6,	— — sp. 8.
242	<i>Galeruca Tanacetii</i>	Chalk-pits	6to9,	Page 212.
	<i>Cratægi</i>	White-thorn bushes	6,	Marsh. 228. sp. 23.
	<i>Caprææ</i>	Aquatic plants	6,	— 225. sp. 14.
	<i>Nymphææ</i>	————	6,	— 224. sp. 12.
	<i>calmariensis</i>	————	6,	— 227. sp. 21.
243	<i>Adimonia nigricornis</i>	Hedges near Bexley	6,	Page 212.
*	<i>Alni</i>	Alder	————	Marsh. 172. sp. 7.
244	<i>Luperus flavipes</i>	Woods, Shooter's Hill	6,	Page 212.
	<i>rufipes</i>	Willows	6,	Marsh. 217. sp. 9.
245	<i>Haltica oleracea</i>	Birch trees	6,	— 202. sp. 80.
	<i>orbiculata</i>	Nettles and hedges	6,	— 200. sp. 72.
	<i>Centaurææ</i>	————	6,	— — —

MAY.

No. of Gen.	Name.	Where found.	Other times of ap.	Reference to description.
245	<i>Haltica testacea</i>	Nettles and hedges	6,	Marsh. 202. sp. 81.
	<i>aurata</i>	Willows	6,	— 195. sp. 59.
	<i>nitidula</i>	—	6,	— — sp. 60.
	<i>Helxines</i>	—	6,	— 194. sp. 58.
	<i>semixænea</i>	Nettles and hedges	6,	— — sp. 57.
	<i>cyanea</i>	—	6,	— 196. sp. 62.
	<i>ruficornis</i>	—	6,	— 199. sp. 70.
	<i>transversa</i>	—	6,	— 203. sp. 83.
	<i>affinis</i>	—	—	— 199. sp. 69.
	<i>fuscipes</i>	—	—	— 193. sp. 55.
	<i>Hyoscyami</i>	—	—	— 206. sp. 91.
	<i>nigricollis</i>	—	—	— 200. sp. 74.
	<i>atricilla</i>	—	—	— 197. sp. 64.
	<i>nigroxænea</i>	—	—	— 205. sp. 92.
	<i>picina</i>	—	—	— 196. sp. 61.
	<i>concinna</i>	—	—	— 194. sp. 56.
	<i>Modeeri</i>	—	—	—
	<i>striata</i>	—	—	—
	<i>æneo-fusca</i>	—	—	—
	<i>rufipes</i>	Mallows and hedges	6,	— 198. sp. 68.
	<i>Pseudacori</i>	Hedges and nettles	—	— 196. sp. 63.
	<i>testacea</i>	Hedges	6,	— 202. sp. 81.
	<i>ærata</i>	White-thorn and nettles	—	— 204. sp. 87.
	<i>nodicornis</i>	—	6,	— — sp. 86.
	<i>Brassicæ</i>	Hedges and gardens	6,	Fabr. Syst. Ent.
	<i>neinorum</i>	Hedges and nettles, Bexley	6,	Marsh. 197. sp. 65.
	<i>flexuosa</i>	—, lanes, Bexley	6,	— 198. sp. 66.
	<i>4-pustulata</i>	Hedges and nettles, Bexley	6,	— — sp. 67.
	<i>ochroleuca</i>	Nettles and hedges	6,	— 202. sp. 80.
	<i>tabida</i>	—	6,	— 203. sp. 82.
	<i>femoralis</i>	—	6,	— 201. sp. 76.
	<i>Verbasci</i>	Hedges	6,	— 202. sp. 78.
	<i>exoleta</i>	Marshy places	6,	— 201. sp. 75.
	<i>suturalis</i>	Hedges and nettles	6,	— — sp. 77.
246	<i>Chrysomela quinquejugis</i>	Plants on sea shore, Hants	6,	— 173. sp. 9.
	<i>Hyperici</i>	Coombe	6,	— — sp. 8.
	<i>hæmoptera</i>	Sandy pl. near the sea, Hants	6,	— 171. sp. 5.
	<i>clavicornis</i>	Birch and willows	6,	—
	<i>Betulæ</i>	Birch	6,	— 178. sp. 20.
	<i>Hypochæridis</i>	Hedges	6,	— 184. sp. 35.
	<i>pallida</i>	—, Coombe	—	— 174. sp. 12.
	<i>Populi</i>	Aspen woods	6,	— 188. sp. 44.
	<i>Tremulæ</i>	—	6,	— 189. sp. 45.
	<i>Banksii</i>	Nettles, lanes, Bexl. & Cray f.	6,	— 187. sp. 42.
247	<i>Helodes Phellandrii</i>	Cow parsnip	6,	— 185. sp. 38.
	<i>violacea</i>	Brook lime	6,	— 186. sp. 39.
256	<i>Endomychus coccineus</i>	Under bark, Coombe	6,	Page 215.
258	<i>Forficula auricularia</i>	Gardens	6 to 12	— 216.
259	<i>Labia minor</i>	Dung-hills, under stones, &c.	6,	— —

MAY.

No. of Gen.	Name.	Where found.	Other times of ap.	Reference to description.
262	<i>Acheta campestris</i>	Gardens and fields	6,	Page 218.
267	<i>Blatta livida</i> ?	Oaks, Chisselhurst, Bexley	6,	Fabr. E. S. ii. 10.
	* ——— ?	Under stones sea shore		[sp.23.]
272*	<i>Coreus marginatus</i>	Hedges	6,7,	Page 222.
275	<i>Capsus ater</i>	Grassy places	6,	— — —
278	<i>Reduvius personatus</i>	Palings	— — —	223.
282	<i>Hydrometra stagnorum</i>	Ponds	4,5,	— — 224.
294	<i>Plata reticulata</i>	Hedges and wood-sides	6,7,	— — 230.
295	<i>Issus coleoptratus</i>	Hedges	6,7,	— — —
296	<i>Cixius nervosus</i>	— — — and wood-sides	6,7,	— — —
297*	<i>Asiraca clavicornis</i>	Grassy places ?	6,7,	— — —
301	<i>Jassus Lanio</i>	— — —	6,	— — 231.
	<i>viridis</i>	— — —	6,7,	Linn.ii. 711.sp.46.
	<i>interruptus</i>	— — —	6,7,	Stew. ii. 96. sp.11.
302	<i>Tettigonia viridis</i>	— — — and hedges	6,7,	Page 231.
	<i>spumaria</i>	Gardens, on various plants	6,7,	Linn.ii. 708. sp.24.
303	<i>Psylla Alni</i>	Alder	6,	Page 231.
305	<i>Thrips Physapus</i>	Flowers in hedges	6,7,	— — 232.
	<i>Aphis urtica</i>	Nettle	6,	Stewart
307	<i>Eriosoma Mali</i>	Apple-trees	6,	Page 232.
308	<i>Aleyrodes Chelodonii</i>	White-thorn hedges	6,	— — 233.
309	<i>Coccus Cacti</i>	Fruit-trees	6,	— — —
311	<i>Papilio Machaon</i> E.	Cowslip mead.? Lymin. Hants	8,	— — 235.
	<i>The Swallow-tail</i>			
314	<i>Pontia Brassicæ</i> M.	Gardens	8,	— — 236.
	<i>The large White</i>			
	<i>Rapæ</i> M.	— — —	8,	— — —
	<i>The green-veined White</i>			
	<i>Napi</i> M.	— — —	7,	— — —
	<i>The green-veined White</i>			
	<i>Cratægi</i> L.	White-thorn		Haw. 6. sp. 3.
	<i>The black-veined White</i>			
	<i>Cardamines</i> E.	Path-ways in woods		Page 236.
	<i>Sinapis</i> M.	Woods	8,	— — 237.
	<i>The wood White</i>			
315	<i>Melitæa Artemis</i> M.	Meadows	— — —	— — —
	<i>The greasy Fritillary</i>			
	<i>Dictynna</i> B.	Heaths and marshes	— — —	— — —
	<i>The pearl-bordered Likeness</i>			
	<i>Lucina</i> E.	Pathways in woods, Kent	6,	— — —
	<i>The Duke of Burgundy Fritillary</i>			
316	<i>Argynnis Lathonia</i> E.	Open parts in woods, &c.	9,	— — —
	<i>The Queen of Spain Fritillary</i>			
	<i>Aglaia</i> L. M.	Violet		Haw. 51.
	<i>The dark-green Fritillary</i>			
	<i>Adippe</i> L. M.	— — —	— — —	32.
	<i>The high-brown Fritillary</i>			
	<i>Paphia</i> L. E.	— — —	— — —	30.
	<i>The silver-washed Fritillary</i>			

MAY.

No. of Gen.	Name.	Where found.	Other times of ap.	Reference to description.
318	<i>Apatura Iris</i> <i>The purple Emperor</i>	t. E. Great round-leaved willow		Haw. 18.
320	<i>Hipparchia Pamphilus</i> <i>The small Heath</i>	l. B. Crested dog's tail grass	8, —	17.
	<i>Megara</i> <i>The Wall</i>	l. B. Grassy banks	8, —	22.
	<i>Egeria</i> <i>The speckled Wood</i>	l. —	3, 6, —	23.
321	<i>Thecla Rubi</i> <i>The green Hair-streak</i>	E. Hedges		Page 241.
322	<i>Lycæna Adonis</i> <i>The Clyden Blue</i>	E. Chalky places	8, —	—
	<i>Dorylas</i> <i>The common Blue</i>	E. Heaths and commons	8, —	242.
	<i>Idas</i> <i>The black-spot Brown</i>	E. Clover fields	7, —	—
	<i>Alsus</i> <i>The Bedford Blue</i>	E. Clover fields	7, —	—
	<i>Argiolus</i> <i>The azure Blue</i>	M. Meadows	8, —	—
	<i>Cymon</i> <i>The Mazarine Blue</i>	M. Chalky places	7, —	—
323	<i>Hesperia Sylvanus</i> <i>The wood Skipper</i>	E. Skirts of woods	7, —	—
	<i>Tages</i> <i>The Dingy Skipper</i>	B. Dry heaths and banks	—	—
	<i>Malvæ</i> <i>The mallow Skipper</i>	E. Dry banks	—	—
	<i>Paniscus</i> <i>The scarce Skipper</i>	E. Open parts in woods, Bedfordsh.	—	243.
324	<i>Smerinthus ocellatus</i> <i>The eyed Hawk Moth</i>	E. Near willows	—	—
	<i>Tiliæ</i> <i>The lime Hawk Moth</i>	M. Lime and elm trees	—	—
325	<i>Sphinx Porcellus</i> <i>The small Elephant</i>	E. Banks of gross weeds	—	—
323	<i>Egeria apiformis</i> <i>The Hurnet</i>	l. Trunks of lime and poplar tr.		Haw. 68.
331	<i>Hepialus fuscus</i> <i>The brown Swift</i>	E. Grassy places	—	141. sp. 4.
	<i>obliquus</i> <i>The silver Swift</i>	E. Meadows	—	142. sp. 6.
	<i>nebulosus</i> <i>The spotted silver Swift</i>	E. —	—	143. sp. 7.
334	<i>Saturnia Pavonia-minor</i> <i>The Emperor</i>	M. Osier beds	8, Page	246.
	<i>Pavonia-minor</i> <i>The Emperor</i>	l. Sallows in woods		Haw. 78. sp. 1.

MAY.

No. of Gen.	Name.	Where found.	Other times of ap.	Reference to description.
336	<i>Laria fascelina</i> <i>l. E.</i> <i>The dark Tussock</i>	Broom		Haw. 102. sp. 31.
337	<i>Gastropacha quercifolia</i> <i>l. E.</i> <i>The lappet Moth</i>	Sloe bushes		— 95. sp. 19.
339	<i>Lasiocampa Trifolii</i> <i>E.</i> <i>The grass Eggar</i>	Grassy commons		Page 247.
	<i>Cratægi</i> <i>l. M.</i> <i>The oak Eggar</i>	White-thorn		Haw. 105. sp. 37.
343	<i>Notodonta Zizac</i> <i>B.</i> <i>The pebble Prominent</i>	Trunks of trees		— 99. sp. 26.
	<i>Camelinus</i> <i>B.</i> <i>The coxcomb Prominent</i>	Oaks in woods	8, —	98. sp. 21.
	<i>palpinus</i> <i>l. E.</i> <i>Pale Prominent</i>	Poplars and willows in hedges	6, — —	sp. 20.
	<i>Camelinus</i> <i>l. M.</i> <i>Coxcomb Prominent</i>	Oaks	— —	sp. 21.
340	<i>Closteva reclusa</i> <i>The small Chocolate-tip</i>	Trunks of poplars?		— 131. sp. 91.
345	<i>Cerura Vinula</i> <i>The Puss</i>	Willows and poplars		Page 243.
346	<i>Arctia villica</i> <i>l.</i> <i>The cream-spot Tiger</i>	Groundsel		Haw. 94. sp. 17.
	<i>Plantaginis</i> <i>l. B.</i> <i>The wood Tiger</i>	Plantain		— — sp. 18.
	<i>mendica</i> <i>M.</i> <i>The Mustin</i>	Marshy places		Page 248.
	<i>Menthrastri</i> <i>B.</i> <i>The Ermine</i>	Gardens		— — [56.
347	<i>Callimorpha Dominula</i> <i>l.</i> <i>The scarlet Tiger</i>	Hound's-tongue and nettles		Stewart ii. 158. sp.
	<i>Bombyx Coryli</i> <i>l. M.</i> <i>Nut-tree Tussock</i>	Nut-trees	9, Haw.	102. sp. 39.
	<i>cæruleocephala</i> <i>l.</i> <i>Figure of 8.</i>	White-thorn		— 105. sp. 39.
	<i>Cassinia</i> <i>l. M.</i> <i>The Sprawler</i>	Oaks		— 106. sp. 40.
349	<i>Yponomenta Cribella</i>	Thistles	8, Haw.	Prodrom.
354	<i>Noctua cytherea</i> <i>The straw Underwing</i>	Skirts of woods	8, —	161. sp. 6.
	<i>Verbasci</i> <i>M.</i> <i>The Mullein</i>	Gardens and pales		— 167. sp. 20.
	<i>exoleta</i> <i>The large Sword-grass</i>	Gardens	10, —	168. sp. 24.
	<i>conspicillaris</i> <i>M.</i> <i>The silver Cleud</i>	Shady pales		— 171. sp. 32.
	<i>megacephala</i> <i>The poplar Grey</i>	—		— 177. sp. 49.

MAY.

No. of Gen.	Name.	Where found.	Other times of ap.	Reference to description.
	<i>Noctua Rumicis</i>	B. Lanes		Haw. 178. sp. 50.
	<i>The Knot-grass</i>			
	leporina	Trunks of trees		— 182. sp. 62.
	<i>The Miller</i>			
	oleracea	E. Gardens		— 193. sp. 93.
	<i>The bright-line Brown-eye</i>			
	Pisi	L. Broom		— — sp. 94.
	<i>The Broom</i>			
	runica	Trunks of trees		— 200. sp. 113.
	<i>The scarce Marrel du Jour</i>			
	præcox	B. Skirts of woods		— 201. sp. 114.
	<i>The Portland Moth</i>			
	ferruginago	Trunks of trees		— 238. sp. 225.
	<i>The heart Moth</i>			
	renago	—		— — sp. 226.
	<i>The heart Moth, var.</i>			
	meticulosa	Pales	6,9	— 244. sp. 251.
	<i>The angle Shades</i>			
	Gamma	Gardens and fields	9	— 256. sp. 6.
	<i>The silver Y.</i>			
	Arbuti	E. Meadows		— 265. sp. 33.
	<i>The minute yellow Underwing</i>			
	<i>Geometra pusaria</i>	Hedges	to 8	— 290. sp. 51.
	<i>The common white Wave</i>			
	arenosaria	Moist woods	6	— 289. sp. 48.
	<i>The sandy Wave</i>			
	striaria	—	6	— 289. sp. 49.
	<i>The common Wave</i>			
	rotundaria	—		— — sp. 50.
	<i>The round winged Wave</i>			
	ferrugaria	E. Hedges		— 308. sp. 102.
	<i>The red Twin-spot</i>			
	Salicaria	E. —		— 309. sp. 103.
	<i>The striped Twin-spot</i>			
	omicromaria	E. Woods in Kent	8	— 312. sp. 110.
	<i>The Mocha</i>			
	ocellaria	E. Woods	8	— — sp. 111.
	<i>The false Mocha</i>			
	pendularia	E. Birch-trees in woods	8	— 311. sp. 108.
	<i>The birch Mocha</i>			
	punetaria	E. Open places in woods	8	— 312. sp. 112.
	<i>The Maiden's Blush</i>			
	putataria	E. —		— 300. sp. 82.
	<i>The little Emerald</i>			
	vernaria	E. Meadows, Peckham		— — sp. 81.
	<i>The small Grass Emerald</i>			
	illustraria	E. Skirts of woods	8	— 291. sp. 56.
	<i>The purple Thorn</i>			

MAY.

No. of Gen.	Name.	Where found.	Other times of ap.	Reference to description.
	<i>Geometra flos-lactata</i>	E. Shady groves		Haw. 351. sp. 111.
	<i>The cream Wave</i>			
	lactata	E. ———		— — sp. 109.
	<i>The pale cream Wave</i>			
	sublactata	E. ———		— — sp. 110.
	<i>The broad-striped cream Wave</i>			
	sylvata	E. Chalky pl. & woods, Kent		— 329. sp. 40.
	<i>The waved Carpet</i>			
	costovata	Hedges	6, —	334. sp. 54.
	<i>The short-barred Carpet</i>			
	fluctuata	Gardens	6,7, —	333. sp. 53.
	<i>The garden Carpet</i>			
	consonaria	Woods	—	277. sp. 17.
	<i>The brindled Grey</i>			
	punctularia	M. Birch-trees	—	278. sp. 18.
	<i>The grey Birch</i>			
	dubitata	E. Hedges and gardens	8, —	318. sp. 7.
	<i>The Tissue</i>			
	centum-notata	E. Open places in woods	8, —	324. sp. 24.
	<i>The common marbled Carpet</i>			
	comma-notata	E. ———	8, —	325. sp. 26.
	<i>The yellow marbled Carpet</i>			
	perfuscata	Woods?	— —	sp. 25.
	<i>The brown marbled Carpet</i>			
	Rhamnata	E. Hedges near chalk-pits	—	339. sp. 69.
	<i>The dark Umber</i>			
	testata	B. Thickets and bushes	—	342. sp. 79.
	<i>The Chevron</i>			
	petrata	E. Fern, Coombe Wood	—	344. sp. 84.
	<i>The brown Silver Line</i>			
	luteata	E. Open places in woods	—	352. sp. 15.
	<i>The small Yellow Wave</i>			
	candidulata	E. ———	— —	sp. 114.
	<i>The small White Wave</i>			
	biniaculata	E. Shady groves	—	356. sp. 124.
	<i>The white Pinion Spotted</i>			
	vitalbata	E. Hedges near chalk	—	340. sp. 72.
	<i>The small waved Umber</i>			
	tersata	E. ———	—	339. sp. 70.
	<i>The Fern</i>			
	maculata	E. Pathways, woods	—	343. sp. 81.
	<i>The speckled Yellow</i>			
	clathrata	E. Clover fields, Kent	8, —	348. sp. 98.
	<i>The latticed Heath</i>			
	prænotata	E. Birch-trees	—	346. sp. 94.
	<i>The sharp-angled Peacock</i>			
	rufata	M. Eroom fields	—	322. sp. 18.
	<i>The broom Tip</i>			

MAY.

No. of Gen.	Name.	Where found.	Other times of ap.	Reference to description.
	<i>Geometra elongata</i>	Coombe		Haw. 358. sp. 132.
	<i>The long-winged Pug</i>			
	subfuscata E.	Woods		— 360. sp. 138.
	<i>The brown-grey Pug</i>			
	insulata E.	—	4, 7,	— 330. sp. 43.
	<i>The insulated Carpet</i>			
	subtristata M.	— and hedges	8,	— 332. sp. 50.
	<i>The common Carpet</i>			
	marginata	Bushy places	7,	— 337. sp. 66.
	<i>The clouded Border</i>			
	Euphorbiata	Shady groves		— 345. sp. 83.
	<i>The drab Looper</i>			
	notata E.	Birch trees		— 346. sp. 93.
	<i>The Peacock Moth</i>			
	retata E.	Clover fields, Kent		— 348. sp. 100.
	<i>The netted Heath</i>			
	trigeminata E.	Hedges, chalky places		— 354. sp. 119.
	<i>The treble Twin-spot</i>			
	illustraria	Skirts of woods		— 291. sp. 56.
	<i>The purple Thorn</i>			
	plumbeolata E.	Woods		— 360. sp. 137.
	<i>The lead-coloured Pug</i>			
	pusillata	Gardens		— 359. sp. 136.
	<i>The small grey Pug</i>			
362	<i>Herminia vittalis</i> M.	Hedges, Chelsea	6,	— 367. sp. 5.
	<i>The cream-edged Snout</i>			
	barbalis M.	Pathways in woods	7,	— 368. sp. 11.
	<i>The common Fan-foot</i>			
363	<i>Platypteryx curvula</i> E.	Birch trees		— 153. sp. 6.
	<i>The bordered Hooktip</i>			
	lacertinaria E.	—		— — sp. 5.
	<i>The scolloped Hooktip</i>			
364	<i>Cilex compressa</i> E.	Hedges	8,	— 110. sp. 46.
	<i>The gosse-egg Moth</i>			
365*	<i>Tortrix urticana</i>	Nettles	6,	— 460. sp. 210.
	<i>The barred Nettle</i>			
	Fagana l.	Oaks	7,	— 395. sp. 2.
	<i>The small green Silver-lines</i>			
	ruficiliana E.	Meadows, Yorkshire		— 402. sp. 24.
	<i>The red Fringe</i>			
*	Baumanniana	Shady groves		— 404. sp. 30.
	<i>The Baumannian</i>			
	Oxyacanthana	Hedges		— 425. sp. 97.
	<i>The White thorn</i>			
*	corticana E.	Open parts in woods		— 432. sp. 118.
	<i>The marbled Long-cloak</i>			
*	sequana B.	Hedges		— 446. sp. 166.
	<i>The silver Blotch-back</i>			

MAY.

No. of Gen.	Name.	Where found.	Other times of ap.	Reference to description.
365*	<i>Tortrix composana</i> E.	Oaks		Haw. 447. sp. 169.
	<i>The triple-striped Blotch-back</i>			
*	<i>nitida</i> E.	Hedges		— 448. sp. 171.
	<i>The dark Silver-striped</i>			
	<i>strobilana</i> B.	—		— — sp. 172.
	<i>The light Silver-striped</i>			
*	<i>pauperana</i>	Fens	6,	— 469. sp. 242.
	<i>The spotted Drab</i>			
*	<i>egestana</i>	—	6,	— 470. sp. 243.
	<i>The lesser Drab</i>			
	<i>Botys strigularis</i> E.	— ? Yorkshire		— 387. sp. 34.
	<i>The least Black Arches</i>			
	<i>pupuralis</i> E.	Hedges		— 388. sp. 37.
	<i>The Crimson and Gold</i>			
	* <i>Crambus sanguinea</i>	Grassy places near chalk	8,	— 484. sp. 11.
	<i>The buff-edged rosy Veneer</i>			
376	<i>Leptocerus interruptus</i>	Marshy places	to 9,	Fa. E.S. ii. 79. sp. 25.
377	<i>Odontocerus grisens</i>	—	to 9,	
378	<i>Phryganea grandis</i>	Woods	6,	Page 257.
379	<i>Limnophilus rhombicus</i>	Marshy places	to 9,	Fa. E.S. ii. 77. sp. 13.
	<i>nervosus</i>	—	to 9,	
	<i>echinatus</i>	—	to 9,	
	<i>griseus</i>	—	to 9,	— ii. 78. sp. 14.
	<i>radiatus</i>	—	to 9,	
	<i>striola</i>	—	to 9,	
380	<i>Libellula depressa</i>	—	6,	Lin.S.N.i. 902. sp. 5.
	<i>conspurcata</i>	Devonshire	6,7,	
	<i>4-maculata</i>	Ponds and woods	6,7,8,	— 901. sp. 1.
465	<i>Vespa Crabro</i>	Trunks of trees	6,7,8,	Page 280.
	<i>vulgaris</i>	Woods and hedges, &c.	6,7,	— —
	<i>Britannica</i>	—	6,7,	— —
468	<i>Andrena albicans</i>	Tansy and flowers		Kirby ii. 94. sp. 45.
392	<i>Panorpa communis</i>	Hedges	to 8,	Page 260.
403	<i>Zaræa fasciata</i>	Coombe Wood		— 263.
412	<i>Allantus viridis</i>	Hedges and woods	6,7,	F.E.S. ii. 113. sp. 33.
468	<i>Andrena helvola</i>	Blossoms of black currant		Kirby ii. 119. sp. 59.
	<i>ovatula</i>	Sandy places		— 149. sp. 89.
	<i>barbilabris</i>	Flowers		— 151. sp. 91.
	<i>fuscata</i> M.	—		— 167. sp. 107.
*	<i>Afzeliella</i>	—		— 170. sp. 108.
470	<i>Sphecodes gibbus</i>	Flowers on sunny banks	6,	— 42. sp. 7.
	<i>Geoffrella</i>	—	6,	— 45. sp. 8.
479*	<i>Megachile circumcincta</i>	Stony banks, Dartford		— 246. sp. 45.
481	<i>Nomada Goodeniana</i>	Sunny banks		— 180. sp. 4.
	<i>alternata</i>	—		— 182. sp. 5.
	<i>Marshamella</i>	Round-rooted crowfoot		— 183. sp. 10.
	<i>Caprea</i>	Blos. of great round-leaved willow		— 193. sp. 13.
	<i>leucophthalma</i>	—		— 197. sp. 16.

MAY.

No. of Gen	Name.	Where found.	Other times of ap.	Reference to description.
487	<i>Bombus pratorum</i>	Blossoms of the currant		Kirby ii.360.sp.103
490	<i>Corethra cuculiformis</i>	Marshy places	6,	Page 290.
491	<i>Tanytus cinctus</i>	————	6,	————
492	<i>Chironomus plumosus</i>	————	6,	————
493	<i>Psychoda phalænoides</i>	Moist places	6,	————
494	<i>Cecidomyia lutea</i>	————	6,	———— 291.
495	<i>Ctenophora atrata</i>	Marshy places	6,	————
496	<i>Pedicia rivosa</i>	Marshes	6,	————
497	<i>Tipula oleracea</i>	Meadows	6,	————
500	<i>Odontomyia tigrina</i>	Marshes, Battersea, (Dr. L.)	6,	F.E.S.iv.267.sp.16.
	<i>microleon</i>	Moist places	6,	———— iv. 265. sp. 9.
502	<i>Nemotelus uliginosus</i>	Flowers in meadows		Page 292.
503	<i>Oxycera Hydroleon</i>	————		————
	<i>trilineata</i>	————		F.E.S.iv.267.sp.19.
521	<i>Aerocera gibbosa</i>	Wimbleton Common		Page 296.
523	<i>Rhlingia rostrata</i>	Flowers in gardens	6,7,	————
527	<i>Helophilus tenax</i>	Hedges	6,7,8,	———— 297.
533	<i>Milesia pipiens</i>	Flowers in hedges & gardens	6,7,	F.E.S.iv.310.sp.119
536	<i>Myopa dorsalis</i>	Hedges	6,	Page 298.
539	<i>Mocillus cellarius</i>	Wine-vaults		———— 299.
550	<i>Musca Cæsar</i>	Hedges and lanes	6,	Li.S.N.i.989.sp.64.
	<i>Meridiana</i>	Trunks of trees	6,	———— i.989. sp. 63.
561	<i>Melophagus ovius</i>	Sheep	6,	Page 303.
562*	<i>Nycteribia Hermannii</i>	Horse-shoe bats	6,	———— 304.

JUNE.

6	<i>Atypus Sulzeri</i>	Darent wood		Page 122.
19	<i>Thomisus citreus</i>	Hedges	7,8,	———— 128.
	<i>lynceus</i>	————	7,8,	————
10	<i>Cicindela sylvatica</i>	Sandy pl., Christ-ch. Hants, Cobham, Surrey	7,	———— 144.
	<i>hybrida</i>	Sandy pl.Yarmouth, Swansea	7,	Linn.
	<i>Germanica</i>	Chalky pl. Isle of W. Dartf.	7,	Marsh. 390. sp. 2.
12	<i>Carabus glabratus</i>	Surrey. Ireland, (Dr. Leach)		Tr.Ent.S.i.93.pl.2.
	<i>arvensis</i>	Near Norwich(Mr. Step.) Sur.		———— 93.
13	<i>Calosoma sycophanta</i>	Near Dartmouth		Page 146.
	<i>Inquisitor</i>	W.thorn,Norw. Dev.Windsor		————
20	<i>Bembidium bipunctatum</i>	Sand-pits, Darent W.	6,	Marsh. 453. sp.55.
25	<i>Harpalus tibialis</i>	Sandy places?	7,	———— 445. sp. 33.
	<i>aulicus</i>	Trees, Coombe	6,	———— sp. 34.
	<i>Germanus</i>	Kingsbridge, Devon	7,	Panzer.
45	<i>Epomis cineta</i>	Fields, Bristol, Plymouth	7,	Page 151.
39	<i>Calathus littoralis</i>	Sea shore		
40	<i>Pœcillus lepidus</i>	Pathways, fields		Gyll ii. 94. sp. 14.
48	<i>Lamprias cyanocephala</i>	Broom? Darent Wood		Page 155.
49	<i>Lebia crux-minor</i>	Under stones	8,	————
52	<i>Odacantha melanura</i>	Moist pl. Norfolk, Swansea		———— 156.

JUNE.

No. of Gen.	Name.	Where found.	Other times of ap.	Reference to description.
57	<i>Hydroporus dorsalis melanocephala flavipes</i>	Ponds, Copenhagen Fields Ponds		Marsh. 421. sp. 21. — 425. sp. 25.
60	<i>Colymbetes vitreus fenestratus colconotus</i>	—, Coombe —, Norfolk Croydon Canal Ponds, Coombe		Tr. Ent. Soc. i. 90. Gyl. i. 489. sp. 23. Marsh. 446. sp. 10. Gyl. i. 504. sp. 36.
*	<i>oblongus</i>	—, Norfolk		— i. 494. sp. 27.
61*	<i>Hydaticus Hybneri stagnalis</i>	—, Ealing —, Wiltshire		Page 159. Gyll. i. 481. sp. 15.
65	<i>Buprestis biguttatus viridis</i>	Woods Birch and nut-trees		Page 58. — 160.
66	<i>Trachys minuta pygmaea</i>	— Birch? Coombe Wood	7,	Marsh. 598. sp. 6. — sp. 7.
67*	<i>Aphanisticus emarginatus</i>	Woods? Devon		Page 160.
70	<i>Elater pectinicornis cupreus ferrugineus ephippium rufipennis sanguineus pomonæ præustus metallicus riparius 4-pustulatus bipustulatus thoracicus ruficollis rufipes cylindricus longicollis vittatus, var.</i>	Woods? Yorkshire —? — —? Kent —? — New Forest Highgate Devon — Bristol — Copenhagen Fields Windsor Hyde Park Woods — Hedges Bristol Hedges		Marsh. 387. sp. 31. — 381. sp. 23. — 382. sp. 19. — 383. sp. 21. — 382. sp. 20. Gyll. i. 417. sp. 46. — i. 392. sp. 19. — i. 402. sp. 31. — i. 424. sp. 54. Marsh. 375. sp. 1. — 376. sp. 3. — sp. 2. — 389. sp. 34. Gyll. i. 394. sp. 22. — i. 412. sp. 41. — i. 410. sp. 39.
71	<i>Dascillus cervinus</i>	Woods and Hedges, Kent		Page 162.
74	<i>Drilus flavescens</i>	Grass, Darent Wood		— 163.
75	<i>Lycus minutus</i>	Oak and hedges	7, 8, 9,	— —
76	<i>Lampyris noctiluca</i>	Hedges, woods and heaths	7,	— —
79	<i>Dasytes flavipes cærnleus viridis</i>	Hedges, Coombe and Darent Thrift, sea-shore, Hants — Devon		Gyll. i. 327. sp. 5. — i. 324. sp. 1.
80	<i>Malachius ruficollis sanguinolentus fasciatus</i>	Grass and hedges — —, Darent and Coombe	7, 7, 7,	Marsh. 371. sp. 12. — 370. sp. 10. — 371. sp. 11.
81	<i>Tillus elongatus</i>	Oaks, Hants, (Mr. Chant)		Page 165.
*	<i>unifasciatus</i>	Oaks?		— —
82	<i>Thanasimus formicarius</i>	Sandy banks, Coombe		— —
83	<i>Opilus mollis</i>	Hedges and woods	7,	— 166.
88	<i>Silpha reticulata nitidiuscula</i>	Corn-fields Yorkshire	6,	Marsh. 119. sp. 11. S. bicolor, Tr. Ent. Soc. 82.
89*	<i>Phosphuga subrotundata</i>	Under stones, Ireland		Zool. Misc. iii. 75.

JUNE.

No. of Gen.	Name.	Where found.	Other times of ap.	Reference to description.
96	<i>Cryptophagus pallens</i>	Umbelliferous plants	7,	Marsh. 477. sp. 9.
98	<i>Thymalus ferrugineus</i>	Under bark of trees, New Forest, Hants	7,	Page 170.
99	<i>Nitidula Boleti</i>	Fungi		
	fulva	—		Marsh. 136. sp. 21.
	obscura	Dead animals		— 130. sp. 3.
	obsoleta	Fungi		— 135. sp. 19.
	10-guttata	Under bark, Coombe		— 135. sp. 20.
	marginata	Dry bones, Coombe		Gyll. i. 216. sp. 3.
	depressa	Dry bun. & un. bark, Coombe		Marsh. 133. sp. 14.
	grisea	— and under bark of tr.		— 134. sp. 15.
114	<i>Tachyporus chrysomelanus</i>	Flowers	7,	Gyll. ii. 236. sp. 1.
118	<i>Bythinus Curtisii</i>	Sand-pits, Bexley		Page 178.
124	<i>Ptinus imperialis</i>	Hedges, Birch Wood		Marsh. 88. sp. 24.
127	<i>Anobium castaneum</i>	Hedges near Crayford, Kent		— 84. sp. 7.
	rufipes	Houses, Coombe Wood		— 83. sp. 5.
	panicium	Houses		Gyll. i. 293. sp. 5.
	molle	—		Marsh. 84. sp. 8.
	ptinoides	Coombe		— 228. sp. 5.
128	<i>Dermestes murinus</i>	Darent Wood		— 61. sp. 2.
129	<i>Attagenus serra</i>	Under bark of trees		— 63. sp. 7.
132	<i>Throscus dermestoides</i>	Houses, Coombe		Page 183.
135	<i>Oonthophilus striatus sulcatus</i>	Under dung		— 184.
136	<i>Hister 2-maculatus</i>	—		Hister s. Payk. M. II.
	virescens	—		Linn.
	renens	—		Payk.
	nitidulus	—		Fabr.
158	<i>Odontenus mobilicornis</i>	Wisbeach, Norfolk	7,	Page 189.
162	<i>Synodendron cylindricum</i>	Old ash-trees, Bexley		— 190.
163*	<i>Melolontha Fullo solstitialis</i>	Near Sandwich and Dover Trees!	7, 7,8,	Marsh. 36. sp. 64. — 33. sp. 65.
164	<i>Anomala Frischii horticola</i>	Near the sea shore, Devon Skirts of woods		— 40. sp. 71. — 41. sp. 78.
*	<i>Agricola Donovanii</i>	Glamorgansh. (Mr. Donovan)		— 43. sp. 76. — 44. sp. 77.
*	<i>Donovani ruricola</i>	Newmarket Heath	7,	— 39. sp. 63.
165	<i>Hoplia pulverulenta</i>	Heaths	7,	Page 191.
166	<i>Trichius variabilis</i>	Brixton, Surrey		Tr. Ent. Soc. i. 81.
168	<i>Lucanus Cervus</i>	Lanes	7,	Page 192.
169	<i>Blaps lethifera</i>	Cellars, Hertfordshire		Marsh. 479. sp. 2.
172	<i>Tenebrio obscurus</i>	Cellars		Turton ii. 478.
174	<i>Phaleria cadaverina</i>	Sandy places		Page 193.
175	<i>Diaperis Boleti ahenea</i>	Boleti of trees Sandy places, Bexley	6,	— 194. Marsh. 176. sp. 17.
176	<i>Tetratoma Fungorum</i>	Fungi in woods	7,	Page 194.
177	<i>Leoides picea humeralis</i>	Sandy places Fungi, Darent Wood	7,	— — Marsh. 67. sp. 13.
*	<i>polita</i>	Sandy places ?		— 75. sp. 45.

JUNE.

No. of Gen.	Name.	Where found.	Other times of ap.	Reference to description.
177	<i>Leoides ruficollis</i>	Sandy places, Darent Wood		Marsh. 68. sp. 19.
178	<i>Boletophagus Agaricola</i>	Boleti and fungi		Page 194.
179	<i>Helops lanipes</i>	Under bark of trees ? Devon		— — —
180	<i>Cistela ceramboides</i>	Hedges		Marsh. 222. sp. 6.
	<i>sulphurea</i>	Umbelliferous plants	7,	— 219. sp. 1.
	<i>fulvipes</i>	Hedges		— 223. sp. 10.
	<i>castanea</i>	Hedges and skirts of woods	7,	— — sp. 9.
	<i>humeralis</i>	Boleti, Coombe W. (Mr. Stone)		Gyll. ii. 545. sp. 5.
	<i>fusca</i>	Hedges and woods, Darent		Marsh. 223. sp. 8.
182*	<i>Orcheſia micans</i>	Boleti		Page 195.
185	<i>Pyrochroa coccinea</i>	Woods, Bexley and Darent		— 196.
186	<i>Scraptia fusca</i>	Boleti		— — —
188	<i>Anthicus antherinus</i>	Flowers, Hertford		Marsh. 485. sp. 3.
190	<i>Mordella fasciata</i>	Flowers, New Forest		Page 197.
192	<i>Melœ tectus</i>	Woods, Hampstead		Leach Tr. L.S. xi.
193	<i>Cantharis vesicatoria</i>	Ash-trees		Page 198.
194	<i>Edemera cœrulea</i>	Umbelliferous plants	7,	— — —
	<i>nigripes</i>	Chatham	6,	Marsh. 372. sp. 14.
	<i>ruficollis</i>	Bristol	6,	Fanz.
	<i>viridissima</i>	Flowers in chalk-pits, Kent		Marsh. 372. sp. 13.
	<i>lurida</i>	— — —		— 360. sp. 6.
	<i>Podagrariæ</i>	Umbelliferous plants		Gyll. ii. 633. sp. 6.
195	<i>Mycterus curculionides</i>	Flow. chalk-pits, South Devon		Page 199.
197	<i>Platyrhinus latirostris</i>	Boleti in woods		— — —
	<i>albinus</i>	Hurdles & dry wood, woods, Eltham		Marsh. 295. sp. 166.
	<i>brevirostris</i>	Hedges, Coombe		Page 200.
199*	<i>Rhinomacer attelaboides</i>	Thistles		Marsh. 236. sp. 3.
200	<i>Bruchus seminarius</i>	Henley		— 241. sp. 9.
203	<i>Rhynchites Populi</i>	Aspen and poplar	7,	— — —
	<i>angustatus</i>	Coombe		— — —
	<i>cylindricus</i>	— — —	6,	— — —
205	<i>Apion vicinum</i>	Bird's-foot trefoil	7,	Kirby Tr. L.S. ix.
	<i>ruficornis</i>	Nut-tree		— — —
	<i>assimile</i>	Sulphur-coloured trefoil		— — —
*	<i>Astragali</i>	Sweet milk-vetch		— — —
	<i>Loti</i>	Bird's-foot trefoil		— — —
*	<i>violacensis</i>	The dock	7,	— — —
*	<i>Hydrolapathi</i>	— — —	7,	— — —
	<i>Rumicis</i>	The broad-leaved dock	7,	— — —
	<i>Carduorum</i>	Thistles	7,	— — —
206	<i>Curculio Pyri</i>	Skirts of woods		Marsh. 317. sp. 229
208	<i>Rhynchæus Pini</i>	Pine woods		— 289. sp. 152.
	<i>Abietis</i>	Fir woods, Scotland		— — —
	<i>ebeneus</i>	Hertford, (Mr. Stephens)		— 270. sp. 100.
	<i>subnebulosus</i>	Norfolk		— — —
	<i>palustris</i>	Battersea		— — —
	<i>interruptus</i>	Banks and sandy places		— 269. sp. 95.
	<i>Plantaginis</i>	— — —		— 265. sp. 84.

JUNE.

No. of Gen.	Name.	Where found.	Other times of ap.	Reference to description.
208	Rhynchænus Nereis	Norfolk		Payk.iii.240.sp.58.
	Sysimbrii	Hedges		Marsh. 253. sp.45.
	atirostris	————		Payk.iii.227.sp.45.
	Alismatis	————		Marsh.273.sp.108
	crassus	————		— 245. sp. 18.
	brevis	————		— 265. sp. 82.
209	Balaninus Glandium	————	7,	— 284. sp. 137.
	Cerasorum	————	7,	— sp. 138.
	tenuirostris	Oaks	7,	— sp. 139.
	fasciatus	Hedges	7,	— 286. sp. 144.
	Ponorum	————	7,	— 285. sp. 142.
	murinus	————	7,	
	longimanus	————	7,	— 293. sp. 161.
	fructuum	————	7,	— 292. sp. 159.
	maculatus	Sallows in hedges	7,	— sp. 158.
	rubellus	Hedges	7,	— 293. sp. 162.
	atramentarius	————	7,	— sp. 163.
	stygius	————	7,	— 294. sp. 165.
	semicylindricus	————	7,	— sp. 164.
210	Liparus Germanus	Dover and Hastings	7,	— 290. sp. 153.
	piceus	Sandy places	7,	— 305. sp. 194.
	maurus	Sandy pl. and nettles, Coombe		— 316. sp. 225.
	pilosulus	————	7,	— 299. sp. 175.
	setosus	————		— 304. sp. 139.
	Æcidii	Coombe		— 307. sp. 201.
	maritimus	Bristol		— 307. sp. 202.
	scabriculus	Coombe		— 304. sp. 192.
	subrotundus	————		— sp. 190.
211	Cryptorhynchus Erysimi	————		— 257. sp. 56.
312	Cionus Scrophulariæ	Water betony	7,	— 276. sp. 117.
	Thapsi	———— ?	7,	— 277. sp. 118.
	Hortulanus	Knotty-rooted figwort? woods Bexley		— 278. sp. 119.
	bipustulatus	————		— 278. sp. 121.
216	Hylurgus Pini perda	Bark of the pine		Page 205.
	niger	————		Marsh. 59. sp. 24.
	ater	————		— sp. 25.
	obscurus	Bark of trees		— 57. sp. 17.
217	Tomicus Typographus	————		Page 205.
	fuscus	————		Marsh. 53. sp. 5.
219	Scolytus multistriatus	————		— 54. sp. 8.
220	Hylesinus crenatus	————		Page 206.
221	Cis concinnus	Boleti		Marsh. 87. sp. 19.
	bidentatus	————		— 86. sp. 17.
222	Cerylon histeroideis	Bark of trees	7,	
	bipunctatum	Under bark of trees	7,	— 108. sp. 7.
	dermestoides	————	7,	
224*	Mycetophagus 4-pustulatus	Fungi		Page 207.
230	Lamia ædilis	Trunks of trees	7,	Page 209.

JUNE.

No. of Gen.	Name.	Where found.	Other times of ap.	Reference to description.
230	<i>Lamia nebulosa</i>	Dry hurdles, faggots, &c.	7,	Page 209.
	<i>Textor</i>	Trunks of willows	—	—
	<i>aculeata</i>	Trunks of trees	—	—
	<i>pilosa</i>	Dry wood in hedges, hurdles	7,8,	Marsh. 327. sp. 4.
	<i>hispida</i>	—	7,8,	— 326. sp. 3.
	<i>scalaris</i>	Willows?	—	— 329. sp. 8.
	<i>populnea</i>	Aspen	7,	— 330. sp. 9.
	<i>nubila</i>	Trunks of trees, Coombe	—	— 352. sp. 13.
	<i>præusta</i>	Hedges, Kent	7,	— 333. sp. 14.
232	<i>Cerambyx moschatus</i>	Willows	7,	Page 209.
233	<i>Clytus Aricis</i>	Trunks of trees	7,	— 210.
	<i>arenatus</i>	—	—	Marsh. 338. sp. 24.
	<i>Alni</i>	Faggots and hurdles in woods	—	— 338. sp. 23.
	<i>mysticus</i>	Trunks of tr. & hedges, Kent	7,	— 337. sp. 22.
234	<i>Callidium violaceum</i>	Palings	—	Page 210.
	<i>bajulum</i>	—	—	Marsh. 334. sp. 17.
235	<i>Molorchus major</i>	Flowers in hedges & woods	—	Page 210.
	<i>dimidiatus</i>	Umbelliferous plants	—	Marsh. 358. sp. 1.
236	<i>Leptura elongata</i>	Flowers in hedges	7,	Page 210.
	<i>rufiventris</i>	—	7,	Marsh. 341. sp. 2.
	<i>meridiana</i>	Umbelliferous plants	7,	— 340. sp. 1.
	<i>attenuata</i>	—	7,	— 354. sp. 32.
	<i>aurulenta</i>	—	7,	— 356. sp. 34.
	<i>melanura</i>	—	7,	— 350. sp. 23.
	<i>nigra</i>	—	7,	— 351. sp. 25.
	<i>sexguttata</i>	— (Darn.)	7,	— 357. sp. 37.
	<i>lævis</i>	—	7,	— 351. sp. 26.
	<i>livida</i>	—	7,	— 352. sp. 27.
	<i>femorata</i>	—	7,	— — sp. 28.
	<i>revestia</i>	—	7,	— 350. sp. 24.
	<i>affinis</i>	—	7,	— 353. sp. 29.
	<i>sanguinolenta</i>	—	7,	—
	<i>collaris</i>	—	7,	— 349. sp. 22.
	<i>6-maculata</i>	—	7,	— 353. sp. 30.
237	<i>Rhagium vulgare</i>	—	7,	Page 210.
	<i>bi'asciatum</i>	—	7,	Marsh. 342. sp. 4.
238	<i>Hargium Inquisitor</i>	—	7,	Page 210.
239	<i>Donacia Zosteri</i>	Aquatic plants, Hull	7,	— 211.
	<i>Equiseti</i>	—	7,	— —
240	<i>Crioceris meridigera</i>	White lily	—	—
*	<i>12-punctata</i>	Asparagus	7,	Marsh. 214. sp. 2.
	<i>cyanella</i>	Willows	7,8,	— 215. sp. 4.
	<i>subspinosa</i>	Skirts of woods and elm	7,	— 216. sp. 7.
	<i>flavicollis</i>	Skirts of woods	7,	— 217. sp. 8.
242	<i>Galleruca Viburni</i>	Sandy places, Bexley	—	— 224. sp. 13.
245	<i>Haltica Mercurialis</i>	Hedges near Darent Wood	7,	—
	<i>Eruca</i>	Henbane	7,	— 193. sp. 53.
246	<i>Chrysomela Graminis</i>	Newmarket Heath	—	— 172. sp. 6.
	<i>fastuosa</i>	Woods, Kent	7,	— 174. sp. 41.

JUNE.

No. of Gen.	Name.	Where found.	Other times of ap.	Reference to description.
246	<i>Chrysomela</i> 10-punctata	Oaks, Bexley	7,	Marsh. 175. sp. 14.
	10-notata	Willows, Bexley	7,	— — sp. 13.
	Vitellinae	Willows	—	180. sp. 23.
	marginata	Heaths, Norfolk	—	190. sp. 47.
*	lurida	Windsor		
	unicolor	Hedges ?		Marsh. 185. sp. 37.
248	<i>Cryptocephalus sericeus</i>	Dandelion		Page 213.
	similis	Flowers in chalk-pits, Kent		N. S.
	Coryli	Hedges, Darent	7,	Marsh. 208. sp. 4.
	lineola	Wood-sides, Kent	—	207. sp. 3.
	nitens	Hedges	—	209. sp. 7.
	6-punctatus	Sallows in moist woods, Kent	—	203. sp. 5.
	Moraei	New Forest	—	212. sp. 14.
	marginellus	Hedges	—	211. sp. 10.
	pusillus	—, Coombe	—	210. sp. 9.
	tilitiratus	Bristol		
*	labiatus	Hedges ?		— 211. sp. 11.
	flavilabris	—, Kent		Kirby MS.
249	<i>Clytra</i> 4-punctata	Oak, Bexley		Marsh. 207. sp. 2.
	tridentata	Sallows, Coombe Wood		— 206. sp. 1.
251	<i>Triplax bicolor</i>	Coombe		— 122. sp. 18.
253	<i>Agathidium nigripenne</i>	Sandy places	7,	Page 215.
	rufipenne	—	7,	Gyll. ii. 565. sp. 8.
	nanum	—	7,	
254	<i>Coccinella</i> 14-guttata	Hedges		Illig. 435. sp. 22.
	bis-6-guttata	Windsor		— 432. sp. 19.
	ocellata	Windsor and Norwich		— 437. sp. 25.
	5-punctata	Hedges and Battersea fields	9,	— 441. sp. 28.
	22-punctata	Hedges	3,9,	— 468. sp. 37.
	conglomerata	Meadows	7,8,9,	Payk. ii. 28. sp. 30.
	14-pustulata	Windsor		Illig. 445. sp. 30.
	lateralis	Devon		
	impustulata	Coombe and Norfolk		— 459. sp. 34.
	conglobata	Cobham, Surrey		— 462. sp. 35.
	11-punctata	Coombe		—
	hieroglyphica	—		— 445. sp. 31.
	18-guttata	Firs		— 431. sp. 18.
255	<i>Chilocorus</i> 4-verrucatus	White-thorn		— 473. sp. 41.
	bipustulatus	Oak	9,	— 475. sp. 43.
260	<i>Labidura gigantea</i>	Und.sto.sea-sh.Christ-ch.Hants		Page 217.
	<i>Scymnus litura</i>	Hedges	7,8,9,	Illig. 419. sp. 10.
	discoideus	—	7,8,9,	— 418. sp. 9.
	nigrinus	—	7,8,9,	— 413. sp. 1.
	fulvifrons	—	7,8,9,	Marsh. 168. sp. 48.
	parvulus	—	7,8,9,	Illig. 414. sp. 4.
	analis	—	7,8,9,	Payk. ii. 7. sp. 3.
	bipustulatus	—	7,8,9,	Marsh. 164. sp. 37.
	bis-bipustulatus	—	7,8,9,	Illig. 415. sp. 6.
	4-pustulatus	—	7,8,9,	Marsh. 164. sp. 38.

JUNE.

No. of Gen.	Name.	Where found.	Other times of ap.	Reference to description.
	<i>Sphærosoma Quercus</i>	Oaks	7,	
268	<i>Tetyra Maura inuncta</i>	Hedges Sandy places, Bexley		Page 220. Stew. ii. 103.
272	<i>Coreus rhomboideus hirticornis</i>	Hedges Sandy places		
273	<i>Berytus tipularius</i>	Grassy places		Page 222.
274	<i>Lygæus nugax</i>	Hedges in woods	7,	
	<i>Hyoseyami micropterus</i>	Stony places, Devon Grassy places, Coombe		Stew. ii. 105. Trans. Ent. Soc. 73.
275	<i>Capsus spissicornis ruficollis</i>	Woody places Sandy places		Stew. ii. 104.
276	<i>Miris vagans</i>	Hedges		Page 222.
277	<i>Myodocha tipuloides</i>	————		— 223.
279*	<i>Ploiaria vagabunda</i>	———— ?		Stew. ii. 107.
280	<i>Cimex lectularius</i>	Houses		Page 223.
281	<i>Tingis Cardui</i>	Thistles		— —
293	<i>Cicada Anglica ?</i>	Pennington Common ? Hants		— 229.
298	<i>Cercopis sanguinolenta</i>	Open places in woods, Kent	7,	— 231.
299	<i>Ledra aurita</i>	Hedges and oaks	7,	— —
300	<i>Membracis cornutus</i>	Hedges and woods	7,	— —
304	<i>Livia Juncorum</i>	Junci	7,	— 232.
	<i>Aphis Ribis</i>	Red currant	7,8,	Stewart.
	Ulm	Elm	7,8,	—
	Pruni	Plum-trees	7,8,	—
	Sambuci	Elder	7,8,	—
	Pruni cerasi	Cherry-tree	7,8,	—
	Rumicis lapathi	The dock	7,8,	—
	Acetosæ	Wild sorrel	7,8,	—
	Ligustici scotici	Lovage	7,8,	—
	Lychuidis	<i>Lychnis dioica</i>	7,8,	—
	Caprea	Willow	7,8,	—
	Padi	Bird-cherry	7,8,	—
	Rosæ	Rose	7,8,	—
	Dauci	Carrot	7,8,	—
	Tiliæ	Lime-trees	7,8,	—
	Juniperi	Juniper	7,	—
	Brassicæ	Cabbage	7,	—
	Craccæ	<i>Vicia cracca</i>	7,	—
	Lactucae	Lettuce	7,	—
	Sonchi	Sow-thistle	7,	—
	Tanaecti	Tansy	7,	—
	Absinthii	Wormwood	7,	—
	Millefolii	Milfoil	7,	—
	Avenæ sativæ	Oats	7,	—
	Fraxini	Ash-tree	7,	—
	Jacæ	<i>Centaurea jacea</i>	7,	—
	Betulæ	Birch-tree	7,	—
	Alni	Alder	7,	—
	Fagi	Beech-tree	7,	—

JUNE.

No. of Gen.	Name.	Where found.	Other times of ap.	Reference to description.
	<i>Aphis Quercus</i>	Oak	7,	Stewart.
	Pini	Scotch fir	7,	_____
	Salicis	Willow	7,	_____
	Populi	The leaves of the aspen	7,	_____
	Tremulæ	Young branches of the aspen	7,	_____
	Viburni	Way-faring tree	7,	_____
	Bursaria	Black poplar	7,	_____
	<i>Aceris platanoides</i>	Maple	7,	_____
	Atriplicis	Orach	7,	_____
	Plantaginis	Plantain	7,	_____
	Leucanthemi	Ox-eye daisy	7,	_____
	Scabiosæ	Seabious	7,	_____
	Fabæ	Bean	7,	_____
	<i>Coccus Quercus</i>	Oak	7,	_____
	Betulæ	Birch	7,	_____
	Carpini	Hornbeam	7,	_____
	Ulmi	Elm	7,	_____
	Coryli	Hazel	7,	_____
	Tiliæ	Lime	7,	_____
	Capreæ	Willow	7,	_____
	Salicis	Salix hermaphrodita	7,	_____
	polonicus	Scleranthus perennis	7,	_____
	Fragariæ	Strawberry	7,	_____
	Pilosellæ	Hieracium Pilosella	7,	_____
	Uva ursi	Arbutus uva ursi	7,	_____
	Phalaridis	Canary grass	7,	_____
	Oxyacanthæ	White-thorn	7,	_____
	Serratulæ	Serratula arvensis	7,	_____
	Persicæ	Peach-trees	7,	_____
	Abietis	Pinus Abies	7,	_____
	Mespili	Medlar	7,	_____
	Aceris	Maple	7,	_____
	Alni	Alder	7,	_____
	fuscus	Oak	7,	_____
	variegatus	_____	7,	_____
	conchiformis	Elm	7,	_____
	catafractus	Mosses	7,	_____
305	<i>Thrips minutissima</i>	Flowers, frequent in carnation	7,8,	_____
	juniperina	Galls of the juniper	7,8,	_____
	fasciata	Compound flowers	7,8,	_____
310	<i>Pulex Talpæ</i>	The mole (Mr. Weatherhead)		N. S.
	Hirundinis	Swallows (Mr. Stephens)	7,	_____
	Sciurus?	Squirrel		_____
312	<i>Gonepteryx Rhamnii</i>	Woods	7,8,	Page 236.
	<i>The Brimstone</i>			
313	<i>Colias Hyale</i>	_____	8,	_____
	<i>The clouded Yellow</i>			
314	<i>Pontia Cratægi</i>	Gardens and woods		_____
	<i>The black-veined White</i>			

JUNE.

No. of Gen.	Name.	Where found.	Other times of ap.	Reference to description.
315	Melitæa Euphrosyne <i>b.</i>	Waste grounds and heaths		Page 237.
	<i>The pearl-bordered Fritillary</i>			
	Cinxia <i>m.</i>	Meadows		— —
	<i>The Gianville Fritillary</i>			
317	Vanessa Polychloros <i>l. c.</i>	Elms		Haw. 27.
	<i>The large Tortoiseshell</i>			
	Urticæ <i>l. b.</i>	Nettles		— 26.
	<i>The small Tortoiseshell</i>			
	Urticæ <i>b.</i>	Lanes, &c.	9,	Page 238.
	<i>The small Tortoiseshell</i>			
	C. album <i>l. m.</i>	Nettle, hop, willow & currant	8,	— —
	<i>The white C.</i>			
319	Limenitis Camilla <i>l.</i>	Honeysuckle		Haw. 34.
	<i>The white Admiral</i>			
320	Hipparchia Hyperanthus <i>e.</i>	Woods and fields		Page 240.
	<i>The Ringlet</i>			
	Pamphilus <i>b.</i>	Grassy Commons	9,	— —
	<i>The small Heath</i>			
*	Blandina	Isles of Bute and Arran	6,	— —
	<i>The Scotch Argus</i>			
	Pilosella <i>l. b.</i>	Mouse-ear Hawkweed, pastures		Haw. 25.
	<i>The large Heath</i>			
	Janira <i>b.</i>	Meadows		Page 240.
	<i>The meadow Brown</i>			
	Ægeria <i>l.</i>	Grassy banks	3,5,	Haw. 23.
	<i>The speckled Wood</i>			
	Davus	Marshes		— 15. sp. 16.
	<i>The small Ringlet</i>			
	Polydama	—		— 16. sp. 17.
	<i>The marsh Ringlet</i>			
	Typhon	—		— — sp. 18.
	<i>The scarce Heath</i>			
	Ægeria <i>b.</i>	Borders of woods and fields	4,8,	Page 241.
	<i>The speckled Wood</i>			
321	Thecla Betulæ <i>l. e.</i>	Birch		Haw. 37.
	<i>The brown Hairstreak</i>			
	Quercus <i>l. b.</i>	Oak		— 39.
	<i>The purple Hairstreak</i>			
322	Lycæna Phœas <i>b.</i>	Grassy commons	4,8,	Page 241.
	<i>The common Copper</i>			
	Idas <i>l. e.</i>	Grassy banks	4,	Haw. 46.
	<i>The black-spot Brown</i>			
324	Smerinthus Populi <i>e.</i>	Trunks of poplars		— 243.
	<i>The poplar Hawk</i>			
325	Sphinx Elpenor <i>e.</i>	Gardens and marshy places		— —
	<i>The elephant Hawkmoth</i>			
	lineata	Gardens		— —
	<i>The silver-line Hawkmoth</i>			

JUNE,

No. of Gen.	Name.	Where found.	Other times of ap.	Reference to description.
325	<i>Sphinx Galii</i> E.	Devonshire		Page 244.
	<i>The scarce Elephant</i>			
	<i>Euphorbiæ</i> B.	————		— —
	<i>The spotted Elephant</i>			
	<i>Pinastri</i>	Trunks of pine-trees		— —
	<i>The pine Hawk Moth</i>			
	<i>Ligustri</i> E.	Gardens		— —
	<i>The privet Hawk</i>			
326	<i>Macroglossa Stellatarum</i> l. E.	Bedstraw		Haw. 66.
	<i>The Humming-bird</i>			
	<i>Stellatarum</i> E.	Gardens	4, 9,	Page 244.
	<i>The Humming-bird</i>			
327	<i>Sesia bombyciiformis</i> M.	Flowers, marshy pl. in woods		— —
	<i>The narrow-bordered Bee</i>			
	<i>fusciformis</i> M.	Borders of woods		— —
	<i>The broad-bordered Bee</i>			
328	<i>Ægeria apiformis</i> E.	Near lime and poplar trees		— 245.
	<i>The Hornet</i>			
	<i>Ægeria Asiliformis</i> M.	Poplars		Haw. 69. sp. 19.
	<i>The clear Underwing</i>			
	<i>Cynipiformis</i> M.	Gardens		— — sp. 20.
	<i>The yellow-legged Clearwing</i>			
	<i>Tipuliformis</i> M.	Currant-bushes		— 70. sp. 21.
	<i>The currant Clearwing</i>			
	<i>Oestriiformis</i> M.	Gardens and woods		— — sp. 22.
	<i>The yellow-tailed Clearwing</i>			
	<i>Vespiiformis</i> E.	Devonshire		— — sp. 23.
	<i>The six-belted Clearwing</i>			
	<i>Spheciiformis</i>	Enfield?		— 71. sp. 25.
	<i>The black and white-bordered Clearwing</i>			
329	<i>Zygæna Filipendulæ</i> B.	Meadows		Page 245.
	<i>The six-spotted Burnet</i>			
	<i>Loti</i> E.	————		Haw. 74. sp. 3.
	<i>The five-spotted Burnet</i>			
330	<i>Ino Statices</i> M.	————		Page 245.
	<i>The Forester</i>			
331	<i>Hepialus Humuli</i> M.	Grassy places		— —
	<i>The Ghost</i>			
	<i>Mappa</i>	Darent Wood, (Mr. Standish)		Haw. 141. sp. 3.
	<i>The beautiful Swift</i>			
	<i>Angulum</i> B.	Open places in woods		— 142. sp. 5.
	<i>The tawny Swift</i>			
	<i>hectus</i> M.	————		— 144. sp. 8.
	<i>The gold Swift</i>			
332	<i>Cossus Ligniperda</i> E.	Trunks of willows		Page 246.
	<i>The goat Moth</i>			
335	<i>Liparis Monacha</i> l. E.	Trunks of oaks		Haw. 87. sp. 11.
	<i>The black Arches</i>			
	<i>Monacha</i> E.	————		8, Page 246.
	<i>The black Arches</i>			

JUNE.

No. of Gen.	Name.	Where found.	Other times of ap.	Reference to description.
336	<i>Laria pudibunda</i> E. <i>The pale Tussock</i>	Woods		Page 247.
338	<i>Odenesis potatoria</i> L. M. <i>The Drinker</i>	† Tall grass in hedges		Haw. 34. sp. 8.
339	<i>Lasiocampa Quercus</i> L. <i>The large Eggar</i>	† Oak, long grass, white thorn		— 81. sp. 5.
	Rubi B. <i>The Fox</i>	Woods		— 83. sp. 7.
	Neustria l. <i>The barr'd tree Lackey</i>	Fruit-trees		— 129. sp. 87.
340	<i>Eriogaster lanestris</i> L. E. <i>The small Eggar</i>	† Sloe bushes		— 124. sp. 84.
341	<i>Endromis versicolor</i> L. M. <i>The Kentish Glory</i>	† Birch		— 80. sp. 3.
342	<i>Stauropus Fagi</i> M. <i>The lobster Moth</i>	Trunks of trees		Page 247.
343	<i>Notodonta palpinus</i> B. <i>The pale Prominent</i>	Willows in hedges		9, Haw. 98. sp. 20.
	perfuscus <i>The dark Prominent</i>	Oaks		— 100. sp. 27.
	dromedarnus <i>The small iron Prominent</i>	Oaks?		— 101. sp. 29.
	Trepida B. <i>The swallow Prominent</i>	Poplars		Donovan B. I. 239. 1.
344	<i>Pygæra bucephala</i> M. <i>The buff Tip</i>	Skirts of woods		Page 247.
345	<i>Cerura minax</i> ? * bifida	Trunks of apple-trees Darent Wood		
346	<i>Arctia villica</i> B. <i>The cream-spot Tyger</i>	Open paths in woods		— 248.
	Caja l. <i>The garden Tyger</i>	Nettles, &c.		Haw. 93. sp. 16.
	Plantaginis B. <i>The wood Tyger</i>	Open places in woods		Page 248.
	Russula M. <i>The clouded Buff</i>	Furze on commons		— —
	papyritia M. <i>The water Ermine</i>	Marshy places		— —
	lubricipeda <i>The buff Ermine</i>	Gardens		— 245.
	Salicis l. <i>The Satin</i>	Poplars		Haw. 107. sp. 42.
	chrysorrhæa l. <i>The Yellow-tail</i>	White-thorn hedges		— 108. sp. 43.
	phæorrhæa l. <i>The Brown-tail</i>	White-thorn		— 109. sp. 45.
347	<i>Callimorpha Dominula</i> <i>The scarlet Tyger</i>	Lanes		Page 248.

JUNE.

No. of Gen.	Name.	Where found.	Other times of ap.	Reference to description.
	<i>Callinorpha rosea</i>	Oaks		Page 248.
	<i>The red Arches</i>			
	<i>Jacobææ</i> E.	Heaths and commons		— —
	<i>The Cinnabar</i>			
	<i>fuliginosa</i>	Skirts of woods		Stew. 159. sp. 57.
	<i>The ruby Tyger</i>			
348	<i>Lithosia quadra</i> B.	Pine-trees		Page 249.
	<i>The four-spotted Footman</i>			
	<i>Lithosia aurantia</i>	Skirts of woods		Haw. 147. sp. 5.
	<i>The orange Footman</i>			
	<i>Bombyx Dodonæa</i> M.	Oaks		— 104. sp. 34.
	<i>Marbled Brown</i>			
	<i>Roboris</i>	Woods		— — sp. 35.
	<i>Lunar marbled Brown</i>			
	<i>Quercea</i>	Oaks		— — sp. 36.
	<i>Dark marbled Brown</i>			
	<i>Nudaria fusca</i>	Pales, Winchmore-hill		— 157. sp. 3.
	<i>The brown Muslin</i>	Wood		
349	<i>Yponomeia Evonymella</i>	Hedges	8,	— 512. sp. 1.
*	<i>Echiella</i>	Dover	6,	
	<i>irrorella</i>	Coonibe		— — sp. 2.
	<i>Padella</i>	Hedges		
350	<i>Ecophora Flavella</i>	Pales		
353	<i>Adela Degeerella</i>	Thick woods		
354	<i>Noctua Scrophulariæ l.</i>	Water betony		— 167.
	<i>The water Betony</i>			
	<i>tetra</i>	Gardens	4,	— 162.
	<i>The Mahogany</i>			
	<i>Promuba</i>	—	7,	— 160.
	<i>The large yellow Underwing</i>			
	<i>fimbria</i> B.	Oaks	8,	— 161.
	<i>The Broad Border</i>			
	<i>interjecta</i>	Open parts in woods		— 162.
	<i>The least Broad Border</i>			
	<i>Myrtilli</i> M.	Heaths near Erith	7,	— —
	<i>The beautiful yellow Underwing</i>			
	<i>albirena</i>	Heaths, Norfolk		— 163.
	<i>The small yellow Underwing</i>			
	<i>combusta</i> E.	Trunks of trees		— 170.
	<i>The dark Tawny</i>			
	<i>Pinastris</i> M.	Trunks of pines & shady pales		— 172.
	<i>The Bird-wing</i>			
	<i>putris</i> M.	Weedy banks and gardens		— —
	<i>The Flame</i>			
	<i>crassicornis</i>	Marshy places ?		— 173.
	<i>The large Wainscot</i>			
	<i>comma</i> B.	Lanes, Hampsh. (Mr. Bentley)		— 174.
	<i>The shoulder-stripe Wainscot</i>			

JUNE.

No. of Gen.	Name.	Where found.	Other times of ap.	Reference to description.
	<i>Noctua atomina</i> M.	Marshy places		Haw. 175.
	<i>The powdered Wainscot</i>			
	<i>Aceris</i> E.	Shady pales		— 176.
	<i>The Sycamore</i>			
	<i>infusata</i> E.	—		— 177.
	<i>The Sycamore, var.</i>			
	<i>Euphorbiæ</i>	Woods		— 178.
	<i>The Spurge</i>			
	<i>Ligustri</i> E.	Trunks of trees		— —
	<i>The Coronet</i>			
	<i>coronula</i> E.	—		— 179.
	<i>The Coronet, var.</i>			
	<i>compta</i> E.	Pales		— —
	<i>The marbled Coronet</i>			
	<i>Alni</i> M.	Trunks of alders		— 180.
	<i>The Alder</i>			
	<i>Menyanthidis</i> B.	Trunks of trees		— —
	<i>The light Knot-grass</i>			
	<i>similis</i> B.	—		— —
	<i>The scarce Knot-grass</i>			
	<i>auricoma</i> M.	Coombe	6,	— —
	<i>The scarce Dagger</i>			
	<i>Psi</i> E.	Shady pales		— 181.
	<i>The dark Dagger</i>			
	<i>tridens</i> E.	—		— —
	<i>The light Dagger</i>			
	<i>serena</i> M.	—		— 184.
	<i>The broad barred White</i>			
	<i>grandis</i> E.	Trunks of trees		— 185.
	<i>The grey Arches</i>			
	<i>polyodon</i> E.	Pales and gardens		— 186.
	<i>The dark Arches</i>			
*	<i>satura</i>	Trunks of trees ?		— 187.
	<i>The barred Arches</i>			
	<i>advena</i> B.	Gardens		— —
	<i>The pale shining Brown</i>			
	<i>rectilinea</i> M.	Skirts of woods		— 189.
	<i>The light Brocade</i>			
	<i>dives</i> M.	Trunks of trees		— —
	<i>The beautiful Brocade</i>			
	<i>duplex</i> M.	—		— 190.
	<i>The dark Brocade</i>			
	<i>Achates (Hub.)</i>	—		— —
	<i>The pale shouldered Brocade</i>			
	<i>Brassicæ</i>	Pales	7,8,	— 191.
	<i>The cabbage Moth</i>			
	<i>Persicariæ</i> E.	—		— —
	<i>The Dot</i>			

JUNE.

No. of Gen.	Name.	Where found.	Other times of ap.	Reference to description.
	<i>Noctua nigra</i>	Pales? Devon		Haw. 192.
	<i>The black Rustic</i>			
	Chenopodii	Gardens	—	—
	<i>The Nutmeg</i>			
	contigua	— and pales	—	—
	<i>The large Nutmeg</i>			
	Pisi	M. Commons and pales	—	193.
	<i>The Broom</i>			
	basilinea	B. Woods	—	194.
	<i>The rustic Shoulder-knot</i>			
	typica	E. Weedy banks	—	—
	<i>The Gothic</i>			
	capsincola	B. — and gardens	—	196.
	<i>The Lychnis</i>			
	Atriplicis	E. Gardens and hedges	9, —	197.
	<i>The Arrach Moth</i>			
	glaucæ	E. Shady pales	—	—
	<i>The glaucous Sheers</i>			
	plebeia	E. —	—	198.
	<i>The glaucous Sheers, var.</i>			
	dentina	E. —	—	—
	<i>The glaucous Sheers, var.</i>			
	leucostigma	E. — near Coombe Wood	—	—
	<i>The pale Sheers</i>			
	ochracea	E. —	—	199.
	<i>The tawny Sheers</i>			
	Oxyacanthæ	L. White-thorn	—	201.
	<i>The green-brindled Crescent</i>			
	ridens	L. E. Oaks	—	202.
	<i>The frosted Green</i>			
	Lichenis	E. Old walls, Chelsea	—	203.
	<i>The marbled Green</i>			
	denticulata	B. Clover-fields	—	205.
	<i>The light-feathered Rustic</i>			
	cubicularis	M. Willows and gardens	—	208.
	<i>The pale mottled Willow</i>			
	lucipara	E. Skirts of woods	—	210.
	<i>The small Angle-shade</i>			
	secalina	E. Marshy places	—	—
	<i>The small clouded Brindle</i>			
	scripta	Woods	—	213.
	<i>The minor Shoulder-knot</i>			
	æthiops	E. Hedges	—	215.
	<i>The Blackamoor</i>			
	spinifera	E. Weedy banks	—	217.
	<i>The small Sword-grass</i>			
	suffusa	—	—	—
	<i>The small Sword-grass, var.</i>			

JUNE.

No. of Gen.	Name.	Where found.	Other times of ap.	Reference to description.
	<i>Noctua connexa</i>	Gardens		Haw. 218.
	<i>The chain-shot Dart</i>			
	<i>venosa</i> M.	Weedy banks		— —
	<i>The broad-veined Dart</i>			
	<i>spinula</i> M.	Hedges		— —
	<i>The brindled Dart</i>			
	<i>nigricornuta</i> M.	Skirts of woods		— 219.
	<i>The black Dart</i>			
	<i>subatrata</i> M.	Weedy banks		— —
	<i>The dark Dart</i>			
	<i>pectinata</i> E.	— — —		— —
	<i>The pectinated Dart</i>			
	<i>catænata</i> M.	— — —		— —
	<i>The brindled Heart and Club</i>			
	<i>clavigera</i> E.	— — —		— —
	<i>The Heart and Club</i>			
	<i>subfusca</i> E.	— — —		— —
	<i>The brown Heart and Club</i>			
	<i>exclamationis</i> E.	— — —		— —
	<i>The Heart and Dart</i>			
	<i>C nigrum</i> B.	— — —		— 226.
	<i>The setaceous Hebrew</i> Character			
	<i>plecta</i> E.	— — —		— —
	<i>The flame Shoulder</i>			
	<i>ochraceago</i> L.	Burdock		— 254.
	<i>The frosted Orange</i>			
	<i>centrago</i> M.	Marshes		— 236.
	<i>The centre-barred Sallow</i>			
	<i>croceago</i> E.	Hedges	2,4,	— 238.
	<i>The orange Upperwing</i>			
	<i>meticulosa</i>	Pales	5,9,	— 244.
	<i>The angle Shades</i>			
	<i>batis</i> M.	Skirts of woods	7,	— 245.
	<i>The Peach-blossom</i>			
	<i>Delphinii</i>	Gardens, Windsor	7,	— 246.
	<i>The Pease-blossom</i>			
	<i>trilinea</i> E.	Thickets	9,	— 249.
	<i>The equal Treble-lines</i>			
	<i>bilinea</i> E.	Coombe		— —
	<i>The dark Treble-lines</i>			
	<i>retusa</i> L. E.	Great round-leaved willow		— 251.
	<i>The double Kidney</i>			
	<i>diluta</i>	Trunks of trees		— 252.
	<i>The lesser Lutestring</i>			
	<i>flavicornis</i> B.	Trunks of poplars		— —
	<i>The Poplar Lutestring</i>			
	<i>fluctuosa</i> M.	Skirts of woods		— —
	<i>The satin Carpet</i>			

JUNE.

No. of Gen.	Name.	Where found.	Other times of ap.	Reference to description.
	<i>Noctua duplaris</i>	B. Skirts of woods		Haw. 253,
	<i>The lesser satin Carpet</i>			
	<i>chrysitis</i>	E. Weedy banks		— 254. sp. 2.
	<i>The burnished Brass</i>			
	<i>orichalcea</i>	Gardens, Crayford		— — sp. 3.
	<i>The scarce burnished Brass</i>			
	<i>bractea</i>	Yorkshire and Scotland		— 255. sp. 4.
	<i>The gold Spangle</i>			
	<i>Iota</i>	E. Gardens		— 256. sp. 5.
	<i>The gold Y.</i>			
	<i>interrogationis</i>	Mountains and heaths, Yorks.		— 257. sp. 7.
	<i>The Yorkshire Y.</i>			
	<i>circumflexa</i>	Essex		— — sp. 8.
	<i>The Essex Y.</i>			
	<i>illustris</i>	Salisbury plain		— 258. sp. 9.
*	<i>The purple Shades</i>			
	<i>arcuosa</i>	E. Meadows		— 260. sp. 17.
	<i>The small-dotted Buff</i>			
	<i>fusca</i>	E. Woods		— 261. sp. 18.
	<i>The marbled White-spot</i>			
	<i>albilinea</i>	—		— — sp. 19.
	<i>The marbled White-line</i>			
	<i>unca</i>	Marshy places, Norfolk		— 263. sp. 23.
	<i>The Silver-hook</i>			
	<i>snlphurea</i>	E. Clover-fields		— — sp. 24.
	<i>The spotted Sulphur</i>			
	<i>luctuosa</i>	—		— 264. sp. 29.
	<i>The Four-spotted</i>			
	<i>glyphica</i>	B. —		— 265. sp. 31.
	<i>The Burnet</i>			
	<i>Mi</i>	B. —		— — sp. 32.
	<i>The Shipton</i>			
	<i>maura</i>	Out-houses and palings	7,8,	— 269. sp. 6.
	<i>The great Brown Bar</i>			
360	<i>Biston Betularius</i>	M. Pales		— 272. sp. 2.
	<i>The Peppered</i>			
	<i>Geometra Prunaria</i>	E. Shady groves		— 283. sp. 34.
	<i>The orange Moth</i>			
	<i>Roboraria</i>	E. Trunks of trees		— 275. sp. 8.
	<i>The great Oak Beauty</i>			
	<i>consortaria</i>	B. Woods		— — sp. 9.
	<i>The pale Oak Beauty</i>			
	<i>repandaria</i>	E. —		— — sp. 10.
	<i>The mottled Beauty</i>			
	<i>consobrinaria</i>	—		— 276. sp. 13.
	<i>The tawny Beauty</i>			
	<i>suberaria</i>	B. Open parts in woods		— 284. sp. 35.
	<i>The large-waved Umber</i>			
	<i>dolabraria</i>	E. Bushes		— 295. sp. 67.
	<i>The scorched Wing</i>			

JUNE.

No. of Gen.	Name.	Where found.	Other times of ap.	Reference to description.
	<i>Geometra Pinaris</i>	Pines, Scotland		Haw. 278. sp. 21.
	<i>The bordered White unidentaria</i> B.	Skirts of woods	8, —	308. sp. 101.
	<i>The dark red Twin-spot viridaria</i> E.	Open parts in woods		— 304. sp. 92.
	<i>The green Carpet orbicularia</i> M.	Near Brockenhurst, Hants,		— 311. sp. 109.
	<i>The dingy Mocha lincaria</i>	Woods, Kent		— 314. sp. 114.
	<i>The clay Triple-line respersaria</i>	Heaths		— 289. sp. 46.
	<i>The lesser Grass-wave plumbaria</i> E.	—		— 287. sp. 41.
	<i>The Belle Chenopodaria</i> E.	Bushy places		— 302. sp. 83.
	<i>The small Mallow fasciaria</i>	Westerham, Kent		— 301. sp. 83.
	<i>The barred Red lunaria</i> M.	Paths in woods		— 292. sp. 57.
	<i>The lunar Thorn advenaria</i> M.	Colney-hatch Wood		— 296. sp. 69.
	<i>The little Thorn bidentaria</i> B.	Skirts of woods	4, —	291. sp. 55.
	<i>The scalloped Hazel pulveraria</i> B.	Paths in woods		— 301. sp. 85.
	<i>The barred Umber Thymiaria</i> E.	Open places, skirts of woods		— 300. sp. 80.
	<i>Common Emerald implicaria</i>	Open places in woods		— 303. sp. 90.
	<i>The silver Ground Vauaria</i>	Gardens	7, —	283. sp. 33.
	<i>The V Moth fuliginaria</i> M.	—		— 281. sp. 20.
	<i>The waved Black trepidaria</i> E.	Mountains, Scotland		— — sp. 31.
	<i>The black-mountain Moth ulmata</i> M.	Elms		— 317. sp. 3.
	<i>The scarce Magpie dealbata</i> B.	Chalky places		— — sp. 5.
	<i>The Black-veined hastata</i> B.	Open places, Coombe Wood		— 336. sp. 62.
	<i>The Argent and Sable albicillata</i> E.	Paths in woods		— 337. sp. 64.
	<i>The beautiful Carpet adustata</i> E.	Hedges	8, —	— sp. 65.
	<i>The scorched Carpet rubiginata</i> E.	Pathways, woods		— 338. sp. 67.
	<i>The blue-bordered Carpet</i>			

JUNE.

No. of Gen.	Name.	Where found.	Other times of ap.	Reference to description.
	<i>Geometra ocellata</i>	B. Open paths in woods		Haw. 331 sp. 46.
	<i>The purple bar</i>			
	<i>Galiata</i>	Devonshire	6, —	332. sp. 47.
	<i>Galium Carpet</i>			
	<i>unilobata</i>	Yorkshire	6, —	331. sp. 44.
	<i>The blunt-angled Carpet</i>			
	<i>impluviata</i>	Skirts of woods	—	321. sp. 17.
	<i>The May Highflyer</i>			
	<i>berberata</i>	Hedges, Norfolk		Fab. E. S. iv. 182. sp. 189
	<i>derivata</i>	B. Woods		Haw. 326. sp. 30.
	<i>The Streamer</i>			
	<i>spinaciata</i>	E. Gardens	—	341. sp. 76.
	<i>The Spinach</i>			
	<i>Pyraliata</i>	Hedges		Trans. Ent. Soc.
	<i>bilineata</i>	E. Hedges and skirts of woods		Haw. 343. sp. 82.
	<i>The yellow Shell</i>			
	<i>munitata</i>	B. Pine-trees	—	328. sp. 34.
	<i>The rufous Carpet</i>			
	<i>duplicata</i>	Chalky places	—	318. sp. 8.
	<i>The slender Treble-bar</i>			
	<i>nassata</i>	M. Open parts in woods	—	335. sp. 60.
	<i>The small Rivulet</i>			
	<i>rivulata</i>	E. Copenhagen F. and Norfolk	7, —	— sp. 59.
	<i>The middle Rivulet</i>			
	<i>Alchemillata</i>	M. Bushy places and thickets	—	— sp. 58.
	<i>The Fivulet</i>			
	<i>osseata</i>	E. Hedges	—	353. sp. 116.
	<i>The dwarf Cream-wave</i>			
	<i>lividata</i>	B. —	—	— sp. 118.
	<i>The small dotted Wave</i>			
	<i>punctata</i>	Chalky hedges	6,	
	<i>lineolata</i>	Chalky pl. near Lewes, Suss.	6, —	341. sp. 75.
	<i>The Oblique-striped</i>			
	<i>heparata</i>	M. Shady groves	—	343. sp. 83.
	<i>The dingy Shell</i>			
	<i>abbreviata</i>	Woods		Hübner.
	<i>venosata</i>	E. Gardens		Haw. 357. sp. 127.
	<i>The netted Pug</i>			
	<i>Centaureata</i>	E. —	—	358. sp. 131.
	<i>The Lime-speck</i>			
	<i>Absinthiata</i>	E. —	—	359. sp. 133.
	<i>The wormwood Pug</i>			
	<i>vulgata</i>	—	7, —	— sp. 134.
	<i>The common Pug</i>			
	<i>simpliciata</i>	—	—	— sp. 135.
	<i>The plain Pug</i>			
	<i>favillaciaria</i>	B. Near Ringw. Hants, (Mr. Bentley)	—	278. sp. 19.
	<i>The grey Scallop</i>			
	<i>Atomaria</i>	B. Heaths	—	280. sp. 26.
	<i>The common Heath</i>			

JUNE.

No. of Gen.	Name.	Where found.	Other times of ap.	Reference to description.
	<i>Geometra glarearia</i> B.	Heaths		Haw. 280. sp. 27.
	<i>The yellow Heath</i>			
	<i>roseidaria</i> B.	————		———— sp. 28.
	<i>The light Heath</i>			
	<i>carbonaria</i> M.	————		———— 281. sp. 29.
	<i>The black Heath</i>			
	<i>inæquaria</i> B.	Open parts in woods		———— 288. sp. 45.
	<i>The larger Grass-wave</i>			
	<i>Cratægaria</i> B.	Hedges and woods	4, 8,	———— 298. sp. 74.
	<i>The Brimstone</i>			
	<i>undulata</i> E.	Pathways, woods		———— 320. sp. 13.
	<i>The Scollop-shell</i>			
	<i>vetulata</i> E.	Chalky places in woods		———— sp. 14.
	<i>The brown Scollop</i>			
	<i>biangulata</i>	Pathways, woods		———— 326. sp. 31.
	<i>The cloaked Carpet</i>			
	<i>ruptata</i>	————		———— 327. sp. 32.
	<i>The broken-barred Carpet</i>			
	<i>decolorata</i>	————		———— 328. sp. 36.
	<i>The sandy Carpet</i>			
	<i>Chærophyllata</i> B.	Open places in woods		———— 344. sp. 85.
	<i>The looping Chimney-sweeper</i>			
	<i>hexapterata</i> B.	Birch-trees, Kent		———— 356. sp. 125.
	<i>The Seraphim</i>			
	<i>illustraria</i>	Skirts of woods	5,	———— 291. sp. 56.
	<i>The purple Thorn</i>			
	<i>trimaculata</i> B.	Hedges		———— 362. sp. 147.
	<i>The mottled Pug</i>			
	<i>singulariata</i>	Open parts in woods		———— 360. sp. 139.
	<i>The grey Pug</i>			
	<i>rectangulata</i> M.	Gardens		———— 363. sp. 151.
	<i>The green Pug</i>			
	<i>linariata</i> B.	Open parts in woods		———— 364. sp. 153.
	<i>The beautiful Pug</i>			
	<i>rusticata</i>	Thick woods		———— sp. 154.
	<i>The least Carpet</i>			
562	<i>Herminea flamealis</i> E.	Broom-fields, Coombe Wood		———— 375. sp. 26.
	<i>The rosy Flounced</i>			
	<i>vittalis</i> E.	Hedges, Chelsea	5,	———— 366. sp. 5.
	<i>The cream-edge Snout</i>			
	<i>proboscidalis</i> E.	Hedges,		———— 365. sp. 1.
	<i>The Snout</i>			
	<i>rostralis</i> E.	————		———— 366. sp. 4.
	<i>The buttoned Snout</i>			
	<i>crassalis</i>	————		———— sp. 3.
	<i>The pinton Snout</i>			
	<i>achatalis</i> B.	Shady groves, Kent		———— 367. sp. 6.
	<i>The beautiful Snout</i>			

JUNE.

No. of Gen.	Name.	Where found.	Other times of ap.	Reference to description.
362	<i>Herminia salicalis</i> B.	Birch-trees, woods		Haw. 370. sp. 16.
	<i>The lesser Belle derivialis</i>	Skirts of woods, Kent		— 369. sp. 12.
	<i>The clay Fan-foot tarsicrinalis</i>	Woods		— — sp. 14.
	<i>The Fanfoot nemoralis</i>	Open parts in woods		— 370. sp. 15.
	<i>The small Fanfoot obscuralis</i>	Darent Wood		— 367. sp. 7.
	<i>The dingy Snout colonalis</i> B.	Gardens		— 374. sp. 21.
	<i>The green Shaded socia</i>	Darent Wood		— 151. sp. 13.
	<i>The pale Shoulder</i>			— 152. sp. 1.
363	<i>Platypteryx falcataria</i> M.	Woods		— 397. sp. 4.
	<i>The pebble Hooktip</i>			— 399. sp. 13.
365	<i>Tortrix chlorana</i> M.	Willows		— 427. sp. 105.
	<i>The bordered Green Christiernana</i>	Hedges in chalky places	7,	— 423. sp. 89.
	<i>The Christiernian oporana</i> M.	Hedges		— 425. sp. 99.
	<i>The great Hook-tipped Ribearia</i>	Gardens and hedges		— 433. sp. 122.
	<i>The common Oblique Bar Acerana</i>	Hedges		— 449. sp. 176.
	<i>The Maple pruniana</i>	Woods		— 434. sp. 127.
	<i>The lesser Long-cloak Udmanniana</i>	Pathways, woods		— 463. sp. 220.
	<i>The Udmannian comitana</i>	Pales		— 403. sp. 27.
	<i>The cream Short-cloak Mitterbachina</i>	—		— 456. sp. 199.
	<i>The Mitterbachian Lecheana</i> E.	Open places in woods		— 437. sp. 135.
	<i>The Lechean Absinthiana</i>	Wormwood		— 452. sp. 187.
	<i>The wormwood Tortrix harpana</i>	Hedges		— 460. sp. 209.
	<i>The hooked Marble Lundiana</i>	Paths in woods		— 464. sp. 224.
*	<i>The Lundian fasciana</i>	Hedges		— 421. sp. 84.
	<i>The Straight-barred Logiana</i>	Elms		
	<i>The Logian Forsterana</i> M.	Hedges and woods		
	<i>The Forsterian</i>			

JUNE.

No. of Gen.	Name.		Where found.	Other times of ap.	Reference to description.
365	<i>Tortrix Rosana</i>	M.	Gardens		Haw. 424. sp. 96.
	<i>The Rose</i>				
	<i>rugosana</i>	B.	Hedges		— 431. sp. 114.
	<i>The Rough-wing</i>				
	<i>nubiferana</i>	M.	—		— — sp. 117.
	<i>The cloudy White</i>				
	<i>tripunctana</i>		—	7,	— 432. sp. 120.
	<i>The common Long-cloak</i>				
	<i>aurana</i>		Flowers		— 446. sp. 163.
	<i>The double Orange-spot</i>				
	<i>atromargana</i>	B.	Oaks		— — sp. 165.
	<i>The black Bordered</i>				
	<i>cana</i>		Pastures	7,	— 456. sp. 197.
	<i>The hoary Scaled</i>				
	<i>Wæberiana</i>		Pales	7,	— 457. sp. 201.
	<i>The Wæberian</i>				
	<i>nubilana</i>		Hedges	7,	— 467. sp. 230.
	<i>The smoky Grey</i>				
368	<i>Botys cineralis</i>		—		— 380. sp. 12.
	<i>The cinereous Pearl</i>				
	<i>nivealis</i>	E.	Woods		— 385. sp. 29.
	<i>The white Brindled</i>				
371	<i>Crambus Pratorum</i>	M.	Meadows	8,	— 488. sp. 26.
	<i>The dark inlaid Veneer</i>				
	<i>arborum</i>		Grassy banks		— 486. sp. 18.
	<i>The yellow satin Veneer</i>				
	<i>hortorum</i>		Epping Forest		— 490. sp. 31.
	<i>The garden Veneer</i>				
	<i>cespitis</i>		—		— — sp. 32.
	<i>The straw coloured Veneer</i>				
	<i>pineti</i>		—	7,	— 487. sp. 23.
	<i>The pearl Veneer</i>				
	<i>Rosea</i>		—		— 489. sp. 28.
	<i>The barred Veneer</i>				
	<i>geniculea</i>		—		— — sp. 29.
	<i>The elbowed-striped Veneer</i>				
	<i>petrificia</i>		—		— 485. sp. 13.
	<i>The common Veneer</i>				
	<i>culmorum</i>		Meadows	7,	— 485. sp. 14.
	<i>The large brown-edged Veneer</i>				
	<i>carnea</i>		—	7,	— 484. sp. 10.
	<i>The rosy Veneer</i>				
	<i>Cardui</i>		Thistles	7,	— — sp. 9.
	<i>The thistle Ermine</i>				
	<i>consorta</i>		Marshy places	7,	— 483. sp. 8.
	<i>The aquatic Veneer</i>				
	<i>gigantea</i>		—	7,	— 482. sp. 4.
	<i>The gigantic Veneer</i>				

JUNE.

No. of Gen.	Name.	Where found.	Other times of ap.	Reference to description.
371	<i>Crambus caudea</i>	Woods	7,	Haw. 482. sp. 1.
	<i>The hooktip Vener</i> <i>cultrea</i>	Marshy places	7,	— — sp. 3.
	<i>The pale hooktip Veneer</i> <i>acinacidea</i>	————	7,	— — sp. 2.
	<i>The narrow-winged Veneer</i>		—	475. sp. 1.
373	<i>Pterophorus pentadactylus</i> M.	Nettles		
	<i>The large white Plume</i> <i>fuscodactylus</i>	Woods	7,	— 476. sp. 4.
	<i>The brown wood Plume</i> <i>bipunctidactylus</i>	————	7,	— — sp. 5.
	<i>The grey wood Plume</i> <i>monodactylus</i>	Weedy banks	7,	— — sp. 6.
	<i>The hoary Plume</i> <i>tetradaactylus</i>	————	7,	— 477. sp. 7.
	<i>The white-shafted Plume</i> <i>leucadaactylus</i>	————	7,	— — sp. 9.
	<i>The lemon Plume</i> <i>lunædaactylus</i>	————	7,	— — sp. 10.
	<i>The crescent Plume</i> <i>megadaactylus</i>	Chalk-pits	—	478. sp. 12.
	<i>The chalk-pit Plume</i> <i>trigonodactylus</i> E.	Skirts of woods, chalky-places	7,	— 478. sp. 13.
	<i>The triangle Plume</i> <i>galactodactylus</i>	Lanes and hedges	7,	— 475. sp. 2.
	<i>The spotted-white Plume</i> <i>punctidactylus</i>	Heuges	7,	— 479. sp. 16.
	<i>The brindled Plume</i> <i>calodactylus</i>	Skirts of woods	7,	— 478. sp. 15.
	<i>The beautiful Plume</i> <i>rhododactylus</i>	Roses in gardens	7,	— — sp. 14.
	<i>The rose Plume</i> <i>tesseradactylus</i>	Hedges and woods	7,	— 479. sp. 17.
	<i>The marbled Plume</i> <i>pallidactylus</i>	————	7,	— 478. sp. 11.
	<i>The pale Plume</i> <i>didactylus</i>	————? Norfolk	7,	— 479. sp. 18.
	<i>The spotted rusty Plume</i> <i>heterodactylus</i>	Hedges and woods	7,	— — sp. 19.
	<i>The spotted black Plume</i> <i>tridactylus</i>	————	7,	— 477. sp. 8.
	<i>The dingy white Plume</i> <i>microdactylus</i>	Chalk-pits, Kent	7,	— 480. sp. 20.
	<i>The small Plume</i>			
	<i>Eumaria plumistrea</i> M.	Grassy pl. & furze on comm.	—	474. sp. 3.
	<i>The Chimney-sweeper's Boy</i>			
	* <i>Tinea spissicornis</i>	Dry chalky fields	—	492. sp. 2.
	<i>The dotted Knot-horn</i>			

JUNE.

No. of Gen.	Name.	Where found.	Other times of ap.	Reference to description.
	<i>Tinea contubernea</i>	Dry chalky fields		Haw. 493. sp. 4.
	<i>The mealy Knot-horn</i>			
380	<i>Libellula cancellata</i>	Croydon Canal	7,	Fa.E.S.ii.383.sp.18.
	vulgata	Ponds and ditches	7,	— ii. 382. sp.16.
	scotica	Ponds, Devon and Scotland	7,	Donovan.
385	<i>Anax Imperator</i>	Ponds and woods, Hants	7,	Page 258.
381	<i>Cordulia ænea</i>	Ponds, New Forest & Epp. For.	—	—
382	<i>Cordulegaster annulatus</i>	Ponds and woods, Hants	7,	—
383	<i>Gomphus vulgatissimus</i>	Woods	7,	—
384	<i>Æshua grandis</i>	Marshy places	7,	—
	viatica	—	7,	Fab.E.S.ii.388.sp.1.
	Juncea	—	7,	Sowerby Brit. Misc.
	anglicana	—	7,	—
	teriuscula	Woods, Kent	—	—
386	<i>Agrion rufescens</i>	Marshy places	7,	—
	corea	—	7,	—
	sanguineum	—	7,	Page 259.
	puella	—	7,	Fab.E.S.ii.367.sp.2.
	albicans	—	—	—
	annulare	—	7,	—
	zonatus	—	7,	—
387	<i>Lestes sponsa</i>	—	—	—
388	<i>Calepteryx Virgo</i>	Banks of rivers	7,	—
	Indovicia	—	7,	—
389	<i>Baëtis bioculata</i>	Marshy places	—	Fab.E.S.ii.70.sp.9.
390	<i>Cleon pallida</i>	—	—	—
391	<i>Ephemera vulgata</i>	—	—	— ii. 68. sp. 1.
392	<i>Panorpa affinis</i>	Hedges	7,	—
	* germanica	Cumberlând	—	— ii. 97. sp. 2.
393	<i>Chrysopa Perla</i>	Hedges and woods	7,8,	Page 260.
	capitata	—	7,8,	Fab.E.S. ii.82.sp.5.
	fulvocephala	—	7,8,	—
	reticulata	—	7,8,	—
	alba	—	7,8,	Panz. 87. 14.
	perla	—	7,8,	— — 13.
394	<i>Hemerobius variegatus</i>	—	7,8,	Fab.E.S.ii.85.sp.18.
	Beckwithii	Woods, &c.	7,8,	—
	Pini	Hedges and woods	7,8,	—
	nemoralis	—	7,8,	—
	decussatus	—	7,8,	—
	lutescens	—	7,8,	— ii. 84. sp. 12.
	punctatus	—	7,8,	—
	affinis	—	7,8,	—
	obscurus	—	6,8,	—
	irroratus	—	7,	—
	nervosus	—	7,	— ii. 85. sp. 19.
395	<i>Osmylus maculatus</i>	Running brooks, skirts of woods	—	Page 260.
396	<i>Sialis niger</i>	Banks of rivers	—	Fa.E.S.ii.79.sp.20.
397	<i>Raphidia ophiopsis</i>	Hedges near streams	—	Page 261.

JUNE.

No. of Gen.	Name.	Where found.	Other times of ap.	Reference to description.
397	<i>Raphidia Londinensis</i>	Hedges near streams		
	<i>affinis</i>	————		
	<i>maculicollis</i>	————		
	<i>megacephala</i>	————		
402	<i>Clavellaria marginata</i>	Windsor		Page 263.
	<i>Amerinæ</i>	————		Zool. Misc. iii. 112.
404	<i>Abia nigricornis</i>	Woods, Coombe	7,	Page 263.
	<i>sericea</i>	Woods	7,	Zool. Misc. iii. 113.
405	<i>Amasis læta</i>	Bristol		Page 263.
406	<i>Hylotoma pilicornis</i>	Coombe, (Mr. Stephens)		Page 264.
	<i>cærulescens</i>	Woods		Klug. sp. 13.
	<i>femoralis</i>	————		— sp. 14.
	<i>ustulata</i>	————		— sp. 8.
	<i>segmentaria</i>	————		— sp. 9.
	<i>Rosæ</i>	————		— sp. 10.
	<i>Stephensii</i>	Darent Wood (Mr. Stephens)		Zool. Misc. iii. 123.
	<i>Berberidis</i>	Woods		Klug. sp. 3.
	<i>violacea</i>	————		— sp. 6.
	<i>pagana</i>	————		— sp. 11.
	<i>Anglica</i>	————, (Mr. Stephens)		Zool. Misc. iii. 122.
	<i>enodis</i>	————		Klug. sp. 1.
	<i>cærulea</i>	————		— sp. 7.
	<i>Klugii</i>	Woods, (Mr. Standish)		Zool. Misc. iii. 122.
407*	<i>Cryptus Villersii</i>	Bristol		Page 264.
	* <i>pallipes</i>	Coombe Wood, (Mr. J. King)	7, 8,	Zool. Misc. iii. 125.
408	<i>Messa hortulana</i>	Hedges and woods	7, 8,	Page 264.
409	<i>Athalia annulata</i>	————	7, 8,	Klug. sp. 2.
	<i>Rosæ</i>	————	7, 8,	Zool. Misc. iii. 126.
	<i>centifolia</i>	————	7, 8,	————
	<i>spinarum</i>	————	7, 8,	Klug. sp. 1.
410	<i>Selandria serva</i>	————	7, 8,	— sp. 7.
	<i>fuliginosa</i>	————	7, 8,	— sp. 37.
	<i>luteiventris</i>	————	7, 8,	— sp. 23.
411	<i>Fenusa pumila</i>	————	7, 8,	Page 265.
412	<i>Allantus bicinctus</i>	————	7, 8,	
	<i>notha</i>	————	7, 8,	
	<i>hæmatopus</i>	————	7, 8,	Klug. sp. 84.
	<i>neglectus</i>	————	7, 8,	— sp. 77.
	<i>blandus</i>	————	7, 8,	— sp. 76.
	<i>albocinctus</i>	————	7, 8,	— sp. 94.
	<i>punctum</i>	————	7, 8,	— sp. 85.
	<i>12-punctatus</i>	————	7, 8,	— sp. 91.
	<i>zonatus</i>	————	7, 8,	Panz. 64. 9.
	<i>lividus</i>	————	7, 8,	Fabr. E. S. ii. 116.
	<i>conspicuus</i>	————	7, 8,	[sp. 46.
	<i>rufiventris</i>	————	7, 8,	
	<i>lateralis</i>	————	7, 8,	— ii. 118. sp. 53.
	<i>ater</i>	————	7, 8,	— ii. 117. sp. 49.

JUNE.

No. of Gen.	Name.	Where found.	Other times of ap.	Reference to description.
412	<i>Allantus punctomaculatus</i>	Hedges and woods	7,8,	
413	<i>Tenthredo Rapæ</i> <i>nassata</i>	————	7,8,	Klug. sp. 96.
414	<i>Dosytheus Eglanteriæ</i> <i>Junci</i>	————	7,8,	Fa.E.S.ii.114.sp.37.
415	<i>Dolerus opacus</i> <i>Gonagra</i>	————	7,8,	— ii. 120. sp. 62.
416	<i>Emphytus succinctus</i> <i>cinctus</i> <i>ceria</i> <i>tibialis</i>	————	7,8,	— ii. 117. sp. 48.
417	<i>Cræsus septentrionalis</i>	Woods, Darent	7,8,	Panz. 62. 11.
418	<i>Nematus niger</i> <i>luteus</i> <i>lucidus</i>	Hedges and woods	7,8,	Page 266.
419	<i>Cladius difformis</i>	Coombe Wood	7,8,	Fa.E.S.ii.120.sp.64
420	<i>Tarpa Panzerii</i> <i>Klugii</i>	Hedges and woods	7,8,	Panz. 90. 10.
421	<i>Lyda Betulæ</i> <i>nemorum</i> <i>erythrocephala</i>	————	7,8,	Page 266.
422	<i>Lophyrus Pini</i> <i>rufus</i>	Pine woods	7,8,	Zool. Misc. iii. 131.
423	<i>Cephus pygmæus</i>	Flowers in fields and hedges	7,8,	— iii. 132.
424	<i>Xiphydria Camelus</i> <i>dromedarius</i>	Willows Hedges	7,8,	Klug. sp. 13.
426	<i>Urocerus Gigas</i> <i>psyllus</i>	Pines	7,8,	— sp. 8.
427*	<i>Evania appendigaster</i>	Hedges?	7,8,	— sp. 16.
428	<i>Fœnus Jaculator</i>	Hedges and woods	7,8,	— sp. 2.
430	<i>Bracon Desertor</i>	Woods	7,8,	— sp. 3.
431*	<i>Sigalphus Irrorator</i>	Hedges	7,	Page 267.
432	<i>Diplolepis Quercus-folii</i>	Oaks	7,	Fa.E.S.ii.128.sp.16
434	<i>Chalcis clavipes</i>	Battersca fields	7,	Page 268.
435	<i>Cynips Caprææ</i>	Willows	7,	— 270.
436	<i>Cleptes semi-aurata</i> <i>aurata</i>	Sandy places	7,	Fa.E.S.ii.152.sp.79
437*	<i>Elampus Panzeri</i>	Walls, Exeter, (Dr. Leach)	7,	Page 270.
438	<i>Chrysis ignita</i> <i>affinis</i> <i>effulgens</i> <i>fulgida</i> <i>bidentata</i> <i>cyanea</i> <i>Stroudera</i>	Sandy banks	7,	— ii. 192. sp. 1.
439	<i>Hedychrum auratum</i> <i>regium</i>	Sandy places Sand and sunny banks	7,	Page 268.
441	<i>Mutilla Europæa</i>	Sandy places	7,	— 270.
442*	<i>Myrmosa melanoccephala</i>	———— ? Norfolk	7,	Fa.E.S.ii.102.sp.13.
			7,	Panz. 51. 2.
			7,	Fa.E.S.ii.242.sp.18.
			7,	Page 272.
			7,	Fa.E.S.ii.241.sp.10.
			7,	
			7,	
			7,	— ii. 240. sp. 8.
			7,8,	— ii.241. sp.11.
			7,8,	— ii.243. sp. 20.
			7,8,	Panz. 107. 12.
			7,8,	Page 272.
			7,8,	Fa.E.S.ii.243.sp.19
			7,8,	Page 273.
			7,8,	Fa.E.S.ii.372.sp.27

JUNE.

No. of Gen.	Name.	Where found.	Other times of ap.	Reference to description.
443	<i>Tiphia femorata</i>	Flowers and sandy places	7,	Page 274.
	<i>morio</i>	Woods	7,	Fa.E.S.ii.227.sp.17
444	<i>Sapyga 6-punctata</i>	Palings	7,	
445	<i>Pompilus viaticus</i> ?	Sandy places	7,	Fabr. Piez.
	<i>gibbus</i> ?	————	7,	————
	<i>fuscus</i> ?	————	7,	————
	<i>exaltatus</i> ?	————	7,	————
	<i>hurcanus</i> ?	————	7,	————
448	<i>Amophila sabulosa</i>	Sand banks	7,	Page 274.
449	<i>Sphex flavipennis</i>	Sandy places	7,8,	Page 275.
452	<i>Psen ater</i>	Posts and sandy places	7,	———— 276.
454*	<i>Larra ichneumoniformis</i>	Bristol		Fa.E.S. ii. 221.sp.4.
455	<i>Lyrops tricolor</i>		7,	Page 277.
456	<i>Dinetus pictus</i>	Windsor	7,	————
457	<i>Trypoxylon Figulus</i>	Flowers?	7,	————
458	<i>Oxybelus uniglutinis</i>	Bristol	7,	————
459	<i>Crabro cribarius</i>	Sandy places	7,	———— 278.
460	<i>Stigmus ater</i>	————	7,	————
461	<i>Pemphredon unicolor</i>	————	7,	————
462	<i>Mellinus mystaceus</i>	————	7,	————
463	<i>Cerceris quadricinctus</i>	————	7,	———— 279.
464	<i>Odynerus parietinus</i>	Walls	7,	————
468*	<i>Andrena affinis</i>	Stumps of trees		Kirby ii. 92. sp. 43.
	<i>fulvago</i>	Flowers		———— 93. sp. 44.
	<i>pilipes</i>	Sandy banks		———— 96. sp. 46.
	<i>hæmorrhoidalis</i>	Darent Wood		———— 141. sp. 81.
	<i>Collinsonana</i>	Flowers		———— 153. sp. 93.
	<i>albicus</i>	Gardens		———— 156. sp. 95.
	<i>chrysuræ</i>	Round-leaved bell-flower		———— 172. sp. 110.
470*	<i>Sphecodes monilicornis</i>	Flowers on sunny banks?	7,	———— 47. sp. 10.
*	<i>picea</i>	————	7,	———— 48. sp. 11.
*	<i>divisa</i>	————	7,	———— 49. sp. 12.
*	<i>Sphecoidea</i>	————	7,	———— 46. sp. 9.
473	<i>Ceratina cærulea</i>	Flowers of the rag-wort	7,8,	Page 283.
474	<i>Chelostoma florissomne</i>	Flowers in hedges	7,	———— 284.
481	<i>Nomada cornigera</i>	Sunny and sandy banks	7,	Kirby ii. 190.sp.11.
*	<i>sex-cincta</i>	Banks?		———— 198. sp. 17.
*	<i>Schæfferella</i>	————		———— 199. sp. 18.
*	<i>connexa</i>	————		———— — sp. 19.
*	<i>Fabriciella</i>	Sunny banks?	7,	———— 218. sp. 29.
	<i>flavo-gutta</i>	————	7,	———— 215. sp. 31.
	<i>rufo-cincta</i>	————	7,	———— 216. sp. 32.
	<i>Sheppardana</i>	————	7,	———— 217. sp. 33.
*	<i>ferruginata</i>	————	7,	———— 218. sp. 34.
484	<i>Eucera longicornis</i>	Sandy banks	7,	Page 287.
487	<i>Bombus Muscorum</i>	Meadows and fields	7,	Kirby ii. 517. sp. 74
	<i>Francillonana</i>	Flowers	7,	———— 319. sp. 75.
	<i>floralis</i>	————	7,	———— 321. sp. 76.
	<i>Beckwithella</i>	————	7,	———— 325. sp. 78.

JUNE.

No. of Gen.	Name.	Where found.	Other times of ap.	Reference to description.
487	<i>Bombus Curtisella</i>	Flowers	7,	Kirby ii. 324. sp. 79.
	<i>Fosterella</i>	————	7,	— 325. sp. 80.
	<i>agrorum</i>	————	7,	— 326. sp. 81.
	<i>Rossiella</i>	————	7,	— 321. sp. 85.
	<i>Leeana</i>	————	7,	— 333. sp. 86.
	<i>Francisana</i>	————	7,	— 334. sp. 87.
	<i>Jonella</i>	————	7,	— 338. sp. 90.
	<i>hortorum</i>	Flowers in gardens	7,	— 339. sp. 91.
	<i>Scrimshirana</i>	Flowers	7,	— 342. sp. 92.
	<i>Barbutella</i>	————	7,	— 343. sp. 93.
	<i>Tunstallana</i>	————	7,	— — sp. 94.
	<i>vestalis</i>	Corn fields	7,	— 347. sp. 95.
	<i>Sorensis</i>	Flowers	7,	— 355. sp. 98.
	<i>Donovanella</i>	————	7,	— 357. sp. 100.
	<i>Burrellana</i>	Flowers in gardens	7,	— 358. sp. 101.
	<i>Cullumana</i>	Flowers	7,	— 359. sp. 102.
	<i>Derhamella</i>	————	7,	— 363. sp. 105.
	<i>lapidaria</i>	————	7,	— — sp. 106.
	<i>Raiella</i>	————	7,	— 367. sp. 107.
	<i>rupestris</i>	————	7,	— 369. sp. 108.
	<i>subterranea</i>	————	7,	— 371. sp. 109.
	<i>Harrisella</i>	————	7,	— 373. sp. 110.
499	<i>Stratiomys Chamæleon</i>	Marshes	7,	Page 292.
500	<i>Odontomyia furcata</i>	————	7,	— [sp. 17.
	<i>hydroleon</i>	————		Fabr. E. S. iv. 267.
	<i>vulpina</i>	————		Panz. 58. 4.
501	<i>Clitellarium Ehippium</i>	Skirts of woods		Fa. E. S. iv. 264. sp. 6.
505	<i>Sargus cupreus</i>	Flowers in meadows		Page 292.
506	<i>Tabanus bovinus</i>	Meadows		Stewart ii. 267.
	<i>Paganus</i>	New Forest, Hants		————
507	<i>Hæmatopota pluvialis</i>	Hedges		Page 293.
508	<i>Chrysops cæcutiens</i>	Hedges and commons	7,	————
509	<i>Rhagio scolopaceus</i>	Trunks of trees		————
510	<i>Atherix maculata</i>	Darent Wd. (Mr. Stephens)		— 294.
511	<i>Dolychopus nobilitatus</i>	Moist places in woods		————
512	<i>Thereva plebeia</i>	Woods and commons	7,	————
514	<i>Asilus crabroniformis</i>	Commons and heaths		————
515	<i>Dasyopogon punctatus</i>	Sandy commons		— 295. [sp. 55.
516	<i>Dioctria œlandica</i>	Skirts of woods	7,	Fab. E. S. iv. 388.
518	<i>Empis pennipes borealis</i>	Hedges		— iv. 404. sp. 5.
519	<i>Anthrax Hottentotta</i>	Borders of woods, Devon		— iv. 403. sp. 1.
	<i>Abbadon</i>	Devon		Page 295. [sp. 23.
522	<i>Ogcodes gibbosus</i>	Coombe		Fab. E. S. iv. 262.
524*	<i>Sericomyia Laponum</i>	Marshes, Dartmoor		— iv. 311. sp. 121
525	<i>Volucella pellucens</i>	Woods	7,	Page 296.
	<i>mystaceus</i>	————	7,	— [sp. 5.
	<i>bombylans</i>	————	7,	Fab. E. S. iv. 279.
	<i>inanis</i>	Skirts of woods	7,	— iv. 279. sp. 4.
			7,	— iv. 278. sp. 1.

JUNE.

No. of Gen.	Name.	Where found.	Other times of ap.	Reference to description.
526	<i>Eristalis Narcissi</i>	Flowers in marshes		Page 297. [sp. 17.
527	<i>Helophilus pendulus</i>	Hedges	7,	Fabr. E.S. iv. 282.
528	<i>Syrphus Pyrastrii</i>	Hedges and flowers		—iv.305.sp.102
529	<i>Doros conopseus</i>	Fields, Colney Hatch	6,	—iv.297.sp.69.
530	<i>Chrysotoxum arcuatum</i>	Hedges		Page 297.
532	<i>Apbritis auro-pubescentis</i>	New Forest, (Messrs. Bentley and Chant)		— —
533	<i>Milesia annulata</i>	Borders of woods		— 298.
534	<i>Conops aculeata</i>	Hedges		— —
536	<i>Myopa picta</i>	—	7,	Panz. 54. 22.
540	<i>Tephritis pulchella</i>	Flowers in hedges		F.E.S.iv.352.sp.167
	<i>Cardui</i>	Thistles		Page 299. [158.
	<i>vibrans</i>	Flowers		Fa. E.S. iv. 350. sp.
	<i>onopordiis</i>	—		—iv.360.sp.198.
	<i>grossificationis</i>	Gardens		—iv.351.sp.162.
542	<i>Sepedon palustris</i>	Marshes		Panz. 60. 23.
543	<i>Loxocera Ichneumonea</i>	Flowers in marshes		— 73. 24.
545	<i>Anthomyia pluvialis</i>	Woods		Page 300.
547	<i>Scenopinus niger</i>	Houses near woods		— —
548	<i>Ochthera Mantis</i>	Devonshire, (Dr. Leach)		— —
549	<i>Phasia variabilis</i>	—, (Dr. Leach)		— —
551	<i>Ocypteryx lateralis</i>	Woods and pales		— 301. [sp. 63.
	<i>Brassicaria</i>	Trunks of trees		Fabr. E.S. iv. 327.
	<i>puparum</i>	Hedges		— iv.326.sp.58.
	<i>larvarum</i>	—		— iv. — sp. 59.
555	<i>Cæstrus ovis</i>	Sheep in pastures	7,	Clark 59.
557	<i>Hippobosca equina</i>	Horses, New Forest, Hants		Page 302.
559	<i>Craterina Hirundinis</i>	Swallows	7,	— 303.

JULY.

10*	<i>Clubiona Nutrix</i>		8,	Page 124.
19	<i>Thomisus oblongus</i>	Hedges	8,	— 128.
20	<i>Lycosa saccata</i>	Gardens		— 129.
16	<i>Panagæus crux-major</i>	Sand-pits, Bexley	3,	— 147.
22	<i>Trechus humeralis</i>	Meadows, Battersea		— —
24	<i>Aëpus flavescens</i>	Und. stones S. coast of Devon	5,	— 149.
60	<i>Colymbetes fontinalis</i>	Ponds, Devon (Dr. Leach)		— —
68*	<i>Melasis flabellicornis</i>	Woods, Norwich, Windsor		— 160.
73	<i>Scirtes hemisphærica</i>	Aquatic plants	8,9,	— 163.
166*	<i>Trichius fasciatus</i>	Umbelliferous plants		— 191.
181	<i>Serropalpus</i> — ?	Rotten oaks, New. F. Hants.		— 195.
196	<i>Salpingus 4-pustulatus</i>	Palings, Camberwell Grove	8,	Marsh.297.sp.171.
205	<i>Apion Viciaæ</i>	Tufted Vetch		Kirby T.L.S. ix.
	<i>Ervi</i>	Yellow Lathyrus		— —
	<i>Lathyri</i>	—		— —
	<i>Ononis</i>	Restharrow		— —
	<i>subulatum</i>	Yellow Lathyrus		— —

JULY.

No. of Gen.	Name.	Where found.	Other times of ap.	Reference to description.
205	Apion Craccae	Tufted Vetch	8,	Kirby T. L.S. ix.
207	Lixus paraplecticus	Water Hemlock	8,	Marsh. 272. sp. 106.
208	Rhynchænus Lathburii	Sandy places, Hants		
215	Cossonus hypoleucus	Herts		— 274. sp. 109.
224	Mycetophagus multipunctatus	Dry Boleti	8,	— 159. sp. 3.
229	Prionus coriarius	Lanes near woods & old trees		Page 208.
230	Lamia sutor	Trunks of trees	8,	Marsh. 329. sp. 7.
231	Saperda lineato-collis	—		Page 209.
236	Leptura 4-fasciata apicalis	Umbelliferous plants	8,	Marsh. 354. sp. 31.
		—	8,	Haworth's MSS.
240	Crioceris puncticollis melanopa	Sand-pits, Bexley Skirts of woods	8,9,	Marsh. 215. sp. 5.
241	Cassida Spergulae	Corn-spurrey, sandy fields	8,	— 144. sp. 3.
246	Chrysomela varians fulgida	St. John's-wort, Coombe Wood Whittlesea Mere		— 173. sp. 10. Fa. S. E. i. 432. sp. 59.
263	Conocephalus varius griseus	Hedges and woods	8,9,	— ii. 42. sp. 35.
		—	8,	— ii. 41. sp. 31.
266	Acrydium sabulatum bipunctatum	Sandy places Grassy banks, Battersea	8,	Page 219. Fa. S. E. ii. 26. sp. 2.
274	Lygæus apterus	Woods and hedges	8,9,	— 222.
311	Papilio Machaon l. <i>The Swallow-tail.</i>	Umbelliferous plants	9,	— 235.
314	Pontia Napi B. <i>The green-veined White.</i>	Gardens and woods	5,	— 236.
	Daphidice E. <i>The green-chequered White</i>	Dover (Mr. Stephens)		— —
315	Melitæa Silene B. <i>The small Pearl-bordered Fritillary.</i>	Woods and waste ground		— 237.
316	Argynnis Lathonia B. <i>The Queen of Spain Fritillary.</i>	Open parts in woods, &c.	5,	— —
	Aglaia B. <i>The dark-green Fritillary.</i>	—		— —
	Adippe B. <i>The high-brown Fritillary.</i>	—		— —
	Paphia B. <i>The silver-washed Fritillary.</i>	Borders of woods		— —
317	Vanessa Atalanta l. B. <i>The red Admiral.</i>	Nettles		Haw. 28.
	Cardui l. M. <i>The painted Lady.</i>	Spear thistle		— 21.
	Cardui E. <i>The painted Lady.</i>	Meadows		Page 238.
	Antiopa l. n. <i>The White-bordered.</i>	Birch and willow		Haw. 27.
	Io l. B. <i>The Peacock.</i>	Nettles		— 18.
	Io M. <i>The Peacock.</i>	Lanes, woods, &c.		Page 238.
	polychloros M. <i>The large Tortoiseshell.</i>	Near elms		— —

JULY.

No. of Gen.	Name.	Where found.	Other times of ap.	Reference to description.
317	<i>Vanessa C. album</i> B. <i>The white C.</i>	Skirts of woods	9,	Page 238.
318	<i>Apatura Iris</i> M. <i>The purple Emperor</i>	Oaks, Coombe; woods, Kent	—	239.
319	<i>Limenitis Camilla</i> B. <i>The white Admiral</i>	Woods	—	240.
320	<i>Hipparchia Galatea</i> B. <i>The marbled White</i>	Moist woods	—	—
	<i>Pilosellæ</i> M. <i>The large Heath</i>	Grassy commons	—	—
	<i>Megara</i> B. <i>The Wall</i>	Moist places and lanes	8,	—
	<i>Semele</i> M. <i>The Grayling</i>	Heaths, commons, &c.	—	241.
321	<i>Thecla Pruni</i> L. B. <i>The black Hair-streak</i>	Plum-trees		Haw. 28.
	<i>Pruni</i> E. <i>The black Hair streak</i>	Borders of woods		Page 241.
	<i>Quercus</i> M. <i>The purple Hair-streak</i>	Oak-woods	—	—
	<i>Rubi</i> L. B. <i>The green Hair-streak</i>	Bramble		Haw. 39.
322	<i>Lycæna dispar</i> E. <i>The large Copper</i>	Fens near Cambridge		Page 241.
	<i>Arion</i> <i>The large Blue</i>	Chalky places		Haw. 43. sp. 55.
	<i>Corydon</i> B. <i>The chalk-hill Blue</i>	—, Darn, Dover	8,	Page 241.
	<i>Dorylas</i> L. E. <i>The common Blue</i>	Grassy banks	4,	Haw. 45.
	<i>Argus</i> M. <i>The studded Blue</i>	Grassy commons		Page 242.
	<i>Idas</i> M. <i>The black-spot Brown</i>	Clover-fields	5,	—
	<i>Artaxerxes</i> E. <i>The white-spot Brown</i>	Meadows, Scotland	—	—
	<i>Alsus</i> B. <i>The Bedford Blue</i>	Clover-fields	5,	—
	<i>Cymon</i> E. <i>The marine Blue</i>	Chalky places	5,	—
323	<i>Hesperia Sylvanus</i> E. <i>The wood Skipper</i>	Skirts of woods	5,	—
	<i>Linea</i> M. <i>The small Skipper</i>	—	—	—
328	<i>Egeria Crabroniformis</i> M. <i>The Lunar Hornet</i>	Willows	—	245.
	<i>Culciformis</i> B. <i>The red belted Clearwing</i>	Gardens		Haw. 71. sp. 26.

JULY.

No. of Gen.	Name.	Where found.	Other times of ap.	Reference to description.
328	<i>Egeria Formiciformis</i> b. <i>The flame-tipped Red-belt</i>	Gardens		Haw. 71. sp. 27.
333	<i>Zeuzera Æsculi</i> b. <i>The wood Leopard</i>	Trunks of trees		Page 246.
336	<i>Laria fascelina</i> m. <i>The dark Tussock</i>	Woods		— 247.
337	<i>Gastropacha quercifolia</i> b. <i>The lappet Moth</i> Pini <i>The Pine Lappet</i>	Skirts of woods Pine-trees, Norfolk		— — Haw. 80. sp. 4.
338	<i>Odencis potatoria</i> e. <i>The Drinker</i>	Grassy banks		Page 247.
339	<i>Lasiocampa Quercus</i> e. <i>The large Eggar</i>	Skirts of woods		— —
343	<i>Notodonta tritopha</i> b. <i>The great Prominent</i> Ziczac <i>The pebble Prominent</i> cuculla <i>The Maple Prominent</i>	Trunks of trees — — e. Oaks		— — Haw. 99. sp. 26. — — sp. 22.
345	<i>Cerura Furcula</i> e. <i>The Kitten</i>	Palings		Page 248.
346	<i>Arctia Caja</i> e. <i>The Garden Tyger</i> Salicis <i>The Satin</i> chrysoorrhœa <i>The yellow Tail</i>	— Willows, sallows e. Hedges		— — — — — —
347	<i>Callimorpha Rosea</i> m. <i>The red Arches</i>	Oaks		— —
348	<i>Lithosia rubricollis</i> m. <i>The black Footman</i> eborina <i>The four-spot small Footman</i> irrorea <i>The dew Moth</i> <i>Bombyx Coryli</i> <i>The nut-tree Tussock</i> gonostigmata <i>The scarce Vapourer</i> * <i>Nudaria rotunda</i> <i>The round-winged Muslin</i> <i>Apoda Testudo</i> <i>The Festoon</i>	— Open places in woods Grassy commons Skirts of woods Woods Hedges? Battersea Woods, Kent		Haw. 149. sp. 9. — 147. sp. 6. — 148. sp. 8. 4, — 102. sp. 32. 8, — 132. sp. 93. — 156. sp. 2. — 137. sp. 1.
354	<i>Noctua Myrtilli</i> e. <i>The beautiful yellow Underwing</i> umbratica <i>The large Pale Shark</i>	Heaths near Erith Shady pales and rails		6, — 162. — 164.

JULY.

No. of Gen.	Name.	Where found.	Other times of ap.	Reference to description.
554	<i>Noctua Chamomillæ</i>	M. Shady pales and rails		Haw. 165.
	<i>The Chamomile Shark</i>			
	Tanaceti	————	————	————
	<i>The Tansy Shark</i>			
	Lactucæ	————	————	166.
	<i>The Lettuce Shark</i>			
	Lucifuga	————	————	————
	<i>The large dark Shark</i>			
	Verbasci	l. The Mullein	————	167.
	<i>The Mullein</i>			
	Asteris	Gardens	————	168.
	<i>The Starwort</i>			
	Absinthii	B. Places where wormwood grows	————	————
	<i>The Wormwood</i>			
	exoleta	l. The yellow Iris, marshes	————	————
	<i>The large Sword-grass</i>			
	lithoxylea	B. Shady pales and rails	————	169.
	<i>The light Arches</i>			
	hepatica	M. Skirts of woods	————	————
	<i>The clouded-bordered Brindle</i>			
	epomidion	B. —————	————	170.
	<i>The clouded Brindle</i>			
	Scolopacina	E. ————— Yorksh. (Mr. J. Chant)	————	— sp. 28.
	<i>The slender-clouded Brindle</i>			
	semi-brunnea	B. Shady pales	————	171.
	<i>The tawny Pinion</i>			
	fuliginosa	E. —————	————	174.
	<i>The smoky Wainscot</i>			
	punctina	————	————	————
	<i>The dotted-bordered Wainscot</i>			
	rufescens	E. Garden pales	————	175.
	<i>The red Wainscot</i>			
	pallens	M. —————	————	————
	<i>The common Wainscot</i>			
	atomina	l. E. Carex	————	————
	<i>The powdered Wainscot</i>			
	Ranunculina	E. Gardens and pales	————	183.
	<i>The small Ranunculus</i>			
	oculata	Trunks of trees	————	186.
	<i>The great Brocade</i>			
	argentina	B. —————, Coombe, Darn	————	————
	<i>The silvery Arches</i>			
	advena	B. Gardens	————	187.
	<i>The pale shining Brown</i>			
	Dens-canis	Trunks of trees, Kent	————	190.
	<i>The Dog's-tooth</i>			
	Brassicæ	Pales	6,8, ————	191.
	<i>The Cabbage Moth</i>			

JULY.

No. of Gen.	Name.	Where found.	Other times of ap.	Reference to description.
354	<i>Noctua popularis</i>	Woods		Haw. 195.
	<i>The feathered Gothic marginosa</i> M.	Norfolk	—	—
	<i>The bordered Gothic Cucubali</i>	Woods	—	196.
	<i>The Champion Upsilon</i>	Trunks of willows	—	197. sp. 105.
	<i>The Dismal fusca</i>	Coombe	—	204.
	<i>The barred-feathered Rustic phæa</i>	Skirts of woods	—	205.
	<i>The feathered Rustic xanthographa</i>	—	—	206.
	<i>The dotted Rustic redacta</i>	Gardens	—	—
	<i>The lesser-dotted Rustic egens</i>	—	—	—
	<i>The garden Rustic Sepii</i>	—	—	—
	<i>The mottled Rustic obsoletissima</i>	—	—	207.
	<i>The brown Rustic lævis</i>	Skirts of woods	—	—
	<i>The grey Rustic sordida</i>	Gardens	—	—
	<i>The sordid Rustic blanda</i>	—	—	208.
	<i>The powdered Rustic lunina</i>	Hedges	—	209.
	<i>The Crescent biloba</i> M.	—	—	—
	<i>The Double-lobed literosa</i> E.	Gardens, Norfolk	—	210.
	<i>The rosy Minor præduncula</i>	Woods	S,	—
	<i>The marbled Minor strigilis</i>	Hedges	—	214.
	<i>The minor Beauty latruncula</i>	—	—	—
	<i>The tawny-marbled Minor humeralis</i>	—	—	215.
	<i>The cloaked Minor terminalis</i>	—	S,	—
	<i>The slounced Minor fasciuncula</i>	—	—	—
	<i>The middle-barred Minor monilex</i> E.	Weedy banks	—	219.
	<i>The necklace Dart</i>			

JULY.

No. of Gen.	Name.	Where found.	Other times of ap.	Reference to description.
354*	<i>Noctua picea</i>	Weedy banks, Surrey		Haw. 220.
	<i>The pitchy Dart</i>			
	<i>augur</i> B.	————		— —
	<i>The double Dart</i>			
	<i>fumosa</i>	Gardens		— 221.
	<i>The dark Rustic</i>			
	<i>nigricans</i> B.	————		— —
	<i>The garden Dart</i>			
	<i>ruris</i>	————		— —
	<i>The rufous Dart</i>			
	<i>obeliscata</i>	Woods		— 222.
	<i>The square-spot Dart</i>			
*	<i>sordida</i>	Woods, Kent		— —
	<i>The striped-square Spot</i>			
	<i>valligera</i> B.	Gardens		— —
	<i>The wedge-bar'd Dart</i>			
	<i>albilinea</i> B.	————		— 223.
	<i>The white-line Dart.</i>			
*	<i>lineolata</i>	———— ?		— —
	<i>The lineolated Dart</i>			
	<i>pupillata</i> E.	Grassy places ?		— —
	<i>The pupilled Dart</i>			
	<i>sagittifera</i>	Grassy commons		— 224.
	<i>The Archer's Dart</i>			
	<i>graminis</i>	Grassy banks		— —
	<i>The Antler</i>			
	<i>Ericæ</i> E.	Heaths, Kent		— —
	<i>The Lover's Knot</i>			
	<i>festiva</i> B.	Skirts of woods		— 226.
	<i>The ingrailed Clay</i>			
	<i>subrufa</i> B.	————		— 227.
	<i>The rufous Clay</i>			
	<i>erythrocephala</i>	————		— —
	<i>The barred Chesnut</i>			
	<i>cyprica</i>	Weedy banks and houses		— —
	<i>The rosy Rustic</i>			
	<i>punicea</i>	Weedy banks		— 228.
	<i>The small Square-spot</i>			
	<i>grisea</i> B.	Skirts of woods		— 229.
	<i>The bright eyed Clay</i>			
	<i>marginago</i>	Woods		— 235.
	<i>The bordered Sallow</i>			
	<i>citrina</i>	Heaths		— 237.
	<i>The dusky Sallow</i>			
	<i>angulago</i> E.	Paths in woods		— 239.
	<i>The angle-striped Sallow</i>			
	<i>conigera</i> E.	Skirts of woods		— —
	<i>The brown-line Bright-eye</i>			

JULY.

No. of Gen.	Name.	Where found.	Other times of ap.	Reference to description.
354	<i>Noctua batis</i> M.	Skirts of woods	6, Haw.	245.
	<i>The peach Blossom triplacea</i>	Gardens	—	245.
	<i>The dark Spectacle Asclepiades</i> E.	Weedy banks	—	246.
	<i>The light Spectacle affinis</i> E.	Skirts of woods	—	247.
	<i>The lesser-spotted Pinion Delphinii</i>	Gardens, Windsor	6, —	248.
	<i>The pease Blossom turca</i>	Woods	—	250.
	<i>The double Line subtusa</i>	Trunks of trees	—	—
	<i>The Olive gracilis</i> M.	—	—	251.
	<i>The Slender-bodied retusa</i> E.	Trunks of willows	—	—
	<i>The double Kidney Festucae l. et p.</i> E.	Meadow reed-grass, ditches	—	254. sp. 1.
	<i>The gold Spot straminea</i> E.	Clover fields	—	263. sp. 25.
	<i>The bordered Straw Dipsacea</i> E.	—	8, —	— sp. 26.
	<i>The marbled Clover Fraxini</i>	Trunks of trees	—	267. sp. 1.
	<i>The Nonpareil sponsa</i> E.	Oaks	—	268. sp. 3.
	<i>The dark crimson Underwing promissa</i>	Tr. of trees, Richmond Park	—	— sp. 4.
	<i>The light crimson Underwing conjuga</i>	Trunks of trees	—	269. sp. 5.
	<i>The lesser crimson Underwing</i>		8, —	299. sp. 77.
	<i>Geometra margaritaria</i> M.	Bushy places		
	<i>The light Emerald Papilionaria</i> E.	Woods	—	298. sp. 75.
	<i>The large Emerald rhomboidaria</i> M.	Open places in woods	—	276. sp. 12.
	<i>The willow Beauty varieta</i>	Skirts of woods, (Mr. Hatchett)	—	327. sp. 53.
	<i>The grey Carpet rubiadata</i> B.	Woods	—	325. sp. 28.
	<i>The Flame sinuata</i> B.	—, near Dartford	—	326. sp. 29.
	<i>The royal Mantle fulvata</i>	Thickets and bushes	—	328. sp. 35.
	<i>The barred Yellow Populata</i> E.	Weedy banks	—	341. sp. 77.
	<i>The barred Straw</i>			

JULY.

No. of Gen.	Name.	Where found.	Other times of ap.	Reference to description.
	<i>Geometra comitata</i> E.	Weedy banks		Haw. 342. sp. 78.
	<i>The dark Spinach</i>			
	aversata M.	Shady groves	9, —	349. sp. 101.
	<i>The ribband Wave</i>			
	strigilata B.	Skirts of woods, chalky places	—	350. sp. 107.
	<i>The subangled Wave</i>			
	subroseata E.	Grassy pl. near the sea, Norf.	—	351. sp. 108.
	<i>The rosy Wave</i>			
	immutata	Marshy places, Norfolk	—	352. sp. 112.
	<i>The lesser Cream-wave</i>			
	subsericeata	Open places in woods	—	— sp. 113.
	<i>The satiny Wave</i>			
	emarginata E.	Open parts, Coombe Wood	—	347. sp. 96.
	<i>The scalloped Double-line</i>			
	consignata	Woods	—	357. sp. 128.
	<i>The Pinion spotted Pug</i>			
	succenturiata	Coombe Wood	—	358. sp. 130.
	<i>The bordered Lime-speck</i>			
	destrigaria E.	Pathways, woods	—	276. sp. 11.
	<i>The light-mottled Beauty</i>			
	apiciaria E.	Bushes and thickets	—	295. sp. 68.
	<i>The bordered Beauty</i>			
	costastrigata	T. of trees, Westerham, Kent	—	319. sp. 10.
	<i>The twin-striped Pinion</i>			
	fusco-undata	Skirts of woods	—	321. sp. 16.
	<i>The yellow-striped Highflyer</i>			
	sylvaticata E.	Hedges, chalky places	—	332. sp. 49.
	<i>The wood Carpet</i>			
	marginata	Bushes and thickets	5, —	337. sp. 66.
	<i>The clouded Border</i>			
	inornata E.	Open places in woods	—	349. sp. 103.
	<i>The plain Wave</i>			
	virgulata	Hedges	—	354. sp. 120.
	<i>The small Dusty Wave</i>			
	clathrata M.	Clover-fields, Kent	5, —	348. sp. 98.
	<i>The latticed Heath</i>			
	V. ata E.	Gardens	—	364. sp. 152.
	<i>The V. Pug</i>			
	limbaria	Broom-fields	—	286. sp. 40.
	<i>The frosted Yellow</i>			
	ditaria B.	Open parts in woods	—	299. sp. 79.
	<i>The blotched Emerald</i>			
	quadrifasciaria E.	Hedges, Hertford	—	307. sp. 100.
	<i>The large Twin-spot</i>			
	didymaria E.	Scotland and Yorkshire	—	306. sp. 99.
	<i>The twin-spot Carpet</i>			
	amataria	Skirts of woods	—	296. sp. 71.
	<i>The large Blood-vein</i>			

JULY.

No. of Gen.	Name.	Where found.	Other times of ap.	References to description.
	<i>Geometra volutaria</i> E.	Chalky places		Haw. 298. sp. 76.
	<i>The small Emerald</i>			
	<i>citraria</i>	Clover-fields		— 288. sp. 45.
	<i>The yellow Belle</i>			
	<i>bipunctaria</i> M.	Chalky places		— 303. sp. 89.
	<i>The Chalk Carpet</i>			
	<i>Lichenaria</i> E.	Open parts in woods and pales		— 280. sp. 25.
	<i>The Brusse's Lace</i>			
	<i>pasinaria</i> E.	Grassy places		— 299. sp. 78.
	<i>The grass Emerald</i>			
	<i>Syringaria</i> B.	Paths in woods		— 293. sp. 60.
	<i>The lilac Beauty</i>			
	<i>Juliana</i>	—		— — sp. 59.
	<i>The July Thorn</i>			
	<i>imitaria</i> E.	Bushy places		— 297. sp. 72.
	<i>The small Blood-vein</i>			
	<i>paludata</i>	Chalky places		— 355. sp. 122.
	<i>The lace Bo der</i>			
	<i>propugnata</i> M.	Thick woods		— 334. sp. 55.
	<i>The flame Carpet</i>			
	<i>Crepuscularia</i>	Skirts of woods		— 277. sp. 15.
	<i>The small Ingrailed</i>			
	<i>extersaria</i> B.	Woods		— — sp. 16.
	<i>The brindled White-spot</i>			
	<i>V. nigraria</i>	Pales ?		— 282. sp. 32.
	<i>The sooty V</i>			
	<i>sambucaria</i> B.	Hedges		— 297. sp. 73.
	<i>The Swallow-tail</i>			
	<i>Grossulariata</i> E.	Hedges and gardens		— 316. sp. 1.
	<i>The common Magpie</i>			
	<i>pantaria</i>	Devonshire		— 317. sp. 4.
	<i>The Panther</i>			
	<i>unangulata</i> B.	Thickets and bushes		— 332. sp. 48.
	<i>The sharp-angled Carpet</i>			
	<i>procellata</i> E.	Hedges in chalky places		— 356. sp. 63.
	<i>The chalk Carpet</i>			
	<i>elatata</i>	Skirts of woods		— 321. sp. 15.
	<i>The July Highflyer</i>			
	<i>linmanata</i> B.	Open paths in woods, Kent		— 323. sp. 22.
	<i>The dark-marbled Carpet</i>			
	<i>marmorata</i>	Hedges, Westerham, Kent	8,	— 324. sp. 23.
	<i>The marbled Carpet</i>			
362	<i>Hermia albistrigalis</i>	Hedges	7,	— 368. sp. 10.
	<i>The white line Snout</i>			
	<i>angustalis</i> M.	Coombe Wood		— 368. sp. 8.
	<i>The small Snout</i>			
	<i>pinguinalis</i> E.	Houses		— 371. sp. 17.
	<i>The large Tabby</i>			

JULY.

No. of Gen.	Name.	Where found.	Other times of ap.	Reference to description.
362	<i>Hecynia barbalis</i> B.	Pathways in woods	5,	Haw. 368. sp. 14.
	<i>The common F. infect</i>			
*	<i>Bombycalis</i>	Skirts of woods?	—	— sp. 9.
	<i>The long-tailed Snout</i>			
363	<i>Platypteryx hamula</i> M.	Oak woods		— 153. sp. 2.
	<i>The oak Hocktip</i>			
365	<i>Tortrix viridana</i>	Oaks		— 396. sp. 3.
	<i>The Pea-green</i>			
	<i>Degenerana</i>	Pathways in woods		— 406. sp. 33.
	<i>The large Marbled</i>			
	<i>ecrusana</i> F.	Elm-trees		— 416. sp. 72.
	<i>The white Tieble-spot</i>			
	<i>plumbeolana</i>	Open places in woods		— 420. sp. 81.
	<i>The clouded Straw</i>			
	<i>Xylosteana</i>	Oaks		— 428. sp. 107.
	<i>The forked Red-bar</i>			
	<i>Avellana</i> B.	Hedges and pathways, woods		— 421. sp. 85.
	<i>The hazel Tortrix</i>			
	<i>Carpiniana</i>	Hedges		— 422. sp. 83.
	<i>The dark oblique Bar</i>			
	<i>Pomona</i>	Apple-trees and garden pales		— 457. sp. 200.
	<i>The Cudling</i>			
	<i>Fagana</i>	Paths in woods	5,	— 395. sp. 2.
	<i>The small green Silver-lins</i>			
	<i>Smeathmanniana</i> E.	Burdock, Battersea-fields		— 400. sp. 17.
	<i>The Smeathmannian</i>			
	<i>borana</i> E.	Hedges		— 415. sp. 68.
	<i>The crested Buff</i>			
	<i>subocellana</i> B.	—		— 437. sp. 136.
	<i>The retuse Marble</i>			
	<i>angustana</i> B.	—		— 438. sp. 140.
	<i>The barred Marble</i>			
*	<i>nana</i>	Broom-fields		— 439. sp. 142.
	<i>The barred Dwarf</i>			
	<i>nebulana</i> *	— ? Kent		— 461. sp. 215.
	<i>The clouded Iron</i>			
368	<i>Botys stratiotalis</i> B.	Ponds		— 383. sp. 24.
	<i>The ringed China-mark</i>			
	<i>hybridalis</i>	Coombe Woods		— 386. sp. 32.
	<i>The rush Veneer</i>			
	<i>encullatalis</i> B.	Hedges		— 387. sp. 35.
	<i>The Short-cloaked</i>			
	<i>Lemnata</i>	Moist places		— 384. sp. 25.
	<i>Small China-mark</i>			
	<i>litalis</i>	—		— — sp. 26.
	<i>The lettered China-mark</i>			

JULY.

No. of Gen.	Name.	Where found.	Other times of ap.	Reference to description.
368	<i>Botys Sambucata</i>	Moist places		Haw. 383. sp. 23.
	<i>The garden China-mark</i>			
	<i>nymphæata</i>	————		— 333. sp. 22.
	<i>The beautiful China-mark</i>			
	<i>Potamogata</i>	————		— 382. sp. 21.
	<i>The large China-mark</i>			
	<i>Urticata</i>	Hedges		— — sp. 20.
	<i>The small Magpie</i>			
	<i>verticalis</i>	————		— 376. sp. 1.
	<i>The Mother-of-pearl</i>			
	<i>hyalinalis</i>	————		— 377. sp. 2.
	<i>The scarce Pearl</i>			
	<i>limbalis</i>	————		— 378. sp. 5.
	<i>The lesser Pearl</i>			
	<i>angustalis</i>	————		— 379. sp. 8.
	<i>The narrow-winged Pearl</i>			
	<i>terminalis</i>	————		— — sp. 9.
	<i>The bordered Pearl</i>			
	<i>glabralis</i>	————		— 380. sp. 13.
	<i>The dingy Pearl</i>			
	<i>palealis</i>	————, Norfolk		— 373. sp. 4.
	<i>The Sulphur</i>			
	<i>longalis</i>	————, Charlton		— 379. sp. 7.
	<i>The long-winged Pearl</i>			
	<i>verbascalis</i>	————		— 381. sp. 16.
	<i>The straw China-mark</i>			
	<i>ochrealis</i>	————		— — sp. 17.
	<i>The small straw China-mark</i>			
	<i>arcualis</i>	————		— 380. sp. 14.
	<i>The rusty China-mark</i>			
	<i>lutealis</i>	————		— — sp. 11.
	<i>The pale Straw</i>			
	<i>forficalis</i>	Gardens		— 377. sp. 3.
	<i>The garden Pebble</i>			
	<i>elutalis</i>	Hedges		— 378. sp. 6.
	<i>The chequered Straw</i>			
	<i>flavalis</i>	————		— 381. sp. 15.
	<i>The gold China-mark</i>			
	<i>sericealis</i>	———— ^{E.}		— — sp. 18.
	<i>The straw Dot</i>			
	<i>ferrugalis</i>	————		— 382. sp. 19.
	<i>The rusty Dot</i>			
	<i>nebulalis</i>	————		— 386. sp. 31.
	<i>The dusky Brindled</i>			
	<i>atralis</i>	————		5, — 388. sp. 36.
	<i>The White-spotted</i>			
	<i>punicealis</i>	————		5, — 389. sp. 38.
	<i>The Purple and Gold</i>			

JULY.

No. of Gen.	Name.	Where found.	Other times of ap.	Reference to description.
363	<i>Botys ostrinalis</i>	Hedges	5,	Haw. — sp. 39.
	<i>The scarce Purple and Gold</i>			
	<i>Porphyrialis</i>	————	5,	———— 389. sp. 40
	<i>The Porphyry</i>			
	<i>cespitalis</i>	Chalky places	5,	———— 390. sp. 42.
	<i>The Straw-barred</i>			
	<i>sordidalis</i>	————	5,	———— 391. sp. 43.
	<i>The dingy Straw-barred</i>			
	<i>anguinalis</i>	————	5,	———— — sp. 45.
	<i>The wavy-barred Sable</i>			
	<i>cingulalis</i>	————, Devon	5,	———— — sp. 44.
	<i>The never-barred Sable</i>			
369	<i>Pyralis capreolalis</i>	Stables, &c.	————	372. sp. 20.
	<i>The small Tabby</i>			
	<i>pinguinalis</i>	————	————	— sp. 18.
	<i>The Tabby</i>			
	<i>glaucinalis</i>	Gardens	————	374. sp. 24.
	<i>The Double-striped</i>			
	<i>farinalis</i>	Houses	————	374. sp. 22.
	<i>The meal Moth</i>			
	<i>costalis</i>	Hedges	————	375. sp. 25.
	<i>The gold Fringe</i>			
	<i>Tinea bistriga</i>	Skirts of woods	————	496. sp. 16.
	<i>The double-striped red Knot-horn</i>			
380	<i>Libellula Donovanii</i>	Ponds, New Forest, Hants		N. S.
399	<i>Atropos lignaria</i>	Houses	8,9,	Page 261.
400	<i>Cimbex Europæa</i>	Darent Wood and Windsor		———— 262.
	<i>varians</i>	Coombe and Darent Wood		Zool. Misc. iii. 105.
	<i>10-maculata</i>	Windsor		———— 106.
	<i>maculata</i>	Darent Wood		———— —
	<i>annulata</i>	Windsor		———— 107.
	<i>Griffinii</i>	Norwich		———— —
	<i>* humeralis</i>	Salisbury		———— —
401	<i>Trichiosoma sylvaticum</i>	Woods		Page 265.
	<i>Scalesii</i>	Coombe Wood		Zool. Misc. iii. 111.
	<i>* unidentatum</i>	Darent Wood		———— —
419	<i>Cladius difformis</i>	E. Copenhagen Fields		Page 266.
425	<i>Oryssus coronatus</i>	Darent Wood, (Dr. Leach)		———— 268.
432	<i>Diptolepis</i> ——— ?	Pales, Camberwell Grove		N. S. ?
466	<i>Colletes fodiens</i>	Flowers of the ragwort	8,	Kirby ii. 34. sp. 2.
468	<i>Andrena tibialis</i>	Tansy	8,	———— 107. sp. 52.
	<i>Mouffetella</i>	————	8,	———— 108. sp. 53.
	<i>Listerella</i>	Thistles, &c.	8,	———— 137. sp. 76.
	<i>fulvicrus</i>	Ragwort, &c.	8,	———— 138. sp. 77.
471	<i>Hylæus annulatus</i>	Dyers weed, &c.	8,	———— 36. sp. 3.
	<i>annularis</i>	————	8,	———— 38. sp. 4.
	<i>dilatatus</i>	————	8,	———— 39. sp. 5.
	<i>signatus</i>	————	8,	———— 41. sp. 6.

JULY.

No. of Gen.	Name.	Where found.	Other times of ap.	Reference to description.
475	<i>Heriades Campanularum</i>	Bell-flowers	8,	Kirby ii. 256. sp. 50.
477	<i>Anthidium manicatum</i>	Gardens		Page 284.
473*	<i>Osmia leucomelana</i>	Trunks of trees ?		Kirby i. 260. sp. 52.
	<i>caerulescens</i>	Chalky and sandy places		— 264. sp. 55.
*	<i>Tunensis</i>	Clayey banks		— 269. sp. 56.
	<i>bicolor</i>	Gardens		— 277. sp. 58.
479	<i>Megachile Willughbiella</i>	Trunks of willows		— 233. sp. 41.
*	<i>maritima</i>	Near the sea shore, Suffolk		— 242. sp. 43.
480	<i>Cœlioxys conica</i>	Flowers		Page 285.
481*	<i>Nomada Lathburiana</i>	Sunny banks ?	8,	Kirby ii. 183. sp. 6.
*	<i>flava</i>	— ?	8,	— 186. sp. 8.
*	<i>rufiventris</i>	— ?	8,	— 187. sp. 9.
*	<i>rufo-picta</i>	Flowers and banks		— 207. sp. 24.
*	<i>Illiana</i>	—		— 208. sp. 25.
*	<i>schrostoma</i>	—		— 209. sp. 26.
*	<i>ruficornis</i>	—		— 210. sp. 27.
*	<i>Xanthosticta quadrinotata</i>	Coombe Wood		— 213. sp. 28.
482	<i>Epeolus variegatus</i>	Sandy places, Kent	8,	— 215. sp. 30.
486	<i>Saropoda rotundata</i>	Flowers, sandy pl. Coombe Wood	8,	Page 286.
487*	<i>Bombus flavicollis</i>	Thistles? Sheffield, (Mr. Salt)	8,	Kirby ii. 291. sp. 66.
	<i>virginalis</i>	Various flowers	8,	Sow. B. M. i. pl 19.
	<i>terrestris</i>	—	8,	Kirby ii. 349. sp. 96.
	<i>Stylops tenuicornis</i>	Spiders webs, (Mr. Sowerby)		— 350. sp. 97.
504	<i>Vappo ater</i>	Hedges, Darent and Greenhithe		— L. T. xi. 233.
506	<i>Tabanus tropicus</i>	Palings, meadows		Page 292.
507	<i>Hæmatopota pluvialis</i>	var. Palings, New Forest		Stewart ii. 267.
515	<i>Dasypogon punctatus</i>	Sandy commons		— — sp. 5.
517	<i>Gonypes tipuloides</i>	Woods		Page 295.
520*	<i>Bombylius minor</i>	— ? Devonshire		Stewart ii. 294.
525	<i>Zodion conopsoides</i>	Umbelliferous plants		— ii. 274.
551	<i>Ocypteryx Mortuorum</i>	Skirts of woods		Page 298.
552	<i>Gymnosoma rotundatum</i>	Umbelliferous plants		Lin. S. N. ii. 989.
553	<i>Echinomyia grossa</i>	Coombe Wood		Page 301.
556	<i>Gasterophilus veterinus</i>	Horses, on commons	8,	— —
558	<i>Ornithomyia viridis</i>	Crows, &c.	8,	Clark 53.
			8,	Leach Wern. Tran.

AUGUST.

8	<i>Geophilus carpophagus</i>	Garden fruit	9,	Page 117.
4	<i>Phalangium Opilio</i>	Walls and rocks	9,	— 120.
12	<i>Agelena labyrinthica</i>	Fields	9,	— 125.
18	<i>Epeira Diadema</i>	Gardens	9,	— 127.
2	<i>Ocyptete rubra</i>	Insects		— 131.
20	<i>Bembidium flavipes</i>	Roots of grass, sandy places	4,6,	Marsh. 394. sp. 2.
25	<i>Zabius gibbus</i>	Corn-fields	9,	Page 149.

AUGUST.

No. of Gen.	Name.	Where found.	Other times of ap.	Reference to description.
49	<i>Lebia crux-minor</i>	Trees, Coomb (Mr. J. Standish)	9,	Page 155.
60	<i>Colymbetes agilis</i>	Ponds? Norfolk		
69*	<i>Ceratophytum Latreillii</i>	New Forest, Hants, (Mr. Millard)		Page 161.
96	<i>Cryptophagus cellaris</i>	Under bark	9, 10,	Gyll. i. 163. sp. 4.
	Populi	————	9, 10,	———— 165. sp. 1.
	Typhæ	————	9, 10,	———— — sp. 12.
	denticulatus	————	9, 10,	Marsh. 111. sp. 18.
	serratus	————	9, 10,	———— 109. sp. 9.
	hirtus	————	9, 10,	Gyll. i. 184. sp. 23.
113	<i>Tachinus subterraneus</i>	Fungi	9, 10,	———— ii. 252. sp. 2.
	trimaculatus	————	9, 10,	———— 275. sp. 21.
114	<i>Aleochara lanuginosa</i>	————	9, 10,	———— 432. sp. 54.
	fuscipes	————	9,	———— 428. sp. 50.
	rivularis	————	10,	———— 382. sp. 5.
189	<i>Rhipiphorus paradoxus</i>	Hornets nests		Page 197.
	humeralis?	Wasps nests		————
207	<i>Lixus productus</i>	Drills in marshes		Marsh. MSS.
224	<i>Mycetophagus atomarius</i>	Boleti		Marsh. 141. sp. 7.
	similis	————		———— 140. sp. 4.
	rufus	————		———— 139. sp. 2.
225	<i>Latridius transversus</i>	Hedges	3to5,	———— 109. sp. 10.
	ruficollis	Sandy places	4,	———— 111. sp. 17.
	rugicollis	————	4,	———— 113. sp. 23.
	impressus	————	4,	———— 110. sp. 11.
226	<i>Silvanus frumentarius</i>	Damp cellars	10, 11,	Page 208.
241	<i>Cassida maculata</i>	Elecampane, sides of ditches,		
		Plaistow		Marsh. 147. sp. 9.
	nebulosa	Elecampane, Plaistow marsh		———— 145. sp. 6.
251*	<i>Triplax russica</i>	Dead trees and fungi		Page 214.
	rufipes	Dead trees		Gyll. i. 207. sp. 4.
252	<i>Phalacrus bicolor</i>	Flowers	9,	Ill. K. P. i. 30. sp. 13.
	corticalis	————	9,	———— 79. sp. 11.
	millefolii	————	9,	
	caricis	————	9,	
	æneus	————	9,	
	coruscus	————	9,	———— 79. sp. 10.
	consimilis	————	9,	Marsh. 75. sp. 46.
	geminus	————	9,	
254	<i>Coccinella mutabilis</i>	Hedges	9,	Ill. K. P. i. 426. sp. 15.
258	<i>Forficula borealis</i>	Scotland		
264	<i>Locusta flavipes</i>	Marshes, Hackney & Bermonds.	9,	Don. Brit. Ins.
311	<i>Papilio Machaon</i> n.	Meadows	5,	Page 235.
	<i>The Swallow-tail</i>			
312	<i>Gonepteryx Rhamni</i>	Woods	6, 7,	———— 236.
	<i>The Brimstone</i>			
313	<i>Colias Hyale</i> m.	Meadows	6,	———— —
	<i>The clouded Yellow</i>			
	<i>Edusa</i> m.	————		———— —
	<i>The pale clouded Yellow</i>			

AUGUST.

No. of Gen.	Name.	Where found.	Other times of ap.	Reference to description.
314	Pontia Brassica	M. Gardens	5,	Page 236.
	<i>The large White</i>			
	Rapa	M. Gardens	5,	— —
	<i>The green-veined White</i>			
	Sinapis	B. Woods	5,	— 237
	<i>The wood White</i>			
317	Vanessa Atalanta	B. Lanes in woods and open pl.	—	238.
	<i>The red Admiral</i>			
	Antiopa	B. Woods	—	—
	<i>The white Bordered</i>			
	Urticæ	L. M. Nettles		Haw. 26.
	<i>The small Tortoiseshell</i>			
	C. album	L. M. Nettle, hop, willow & currant	6,	Page 238.
	<i>The white C</i>			
320	Hipparchia Pamphilus	L. B. Crested dog's-tail grass	5,	Haw. 17.
	<i>The small Heath</i>			
	Megara	L. B. Grassy banks	5,	Haw. 22.
	<i>The Wall</i>			
	Megara	B. Moist places and lanes	7,	Page 240.
	<i>The Wall</i>			
	Egeria	B. Borders of woods and fields	4,6,	— 241.
	<i>The speckled Wood</i>			
321	Thecla Betula	M. Birch woods	—	—
	<i>The brown Hair-streak</i>			
322	Lycæna Chryseis	— Marshy places	—	—
	<i>The purple edged Copper</i>			
	Virgaureæ	E. ———	—	—
	<i>The middle Copper</i>			
	Adonis	B. Chalky places	5,	— —
	<i>The Clifden Blue</i>			
	Phlæas	B. Grassy commons	4,6,	— —
	<i>The common Copper</i>			
	Argiolus	E. Meadows	5,	— 242.
	<i>The Azure Blue</i>			
	Dorylas	E. Heaths and commons	5,	— —
	<i>The common Blue</i>			
323	Hesperia Comma	E. Chalky places near Lewes	—	—
	<i>The pearl Skipper</i>			
324	Smerinthus ocellatus	L. E. † Sallow, apple-trees		Haw. 64.
	<i>The eyed Hawkmoth</i>			
	Tiliæ	L. M. Lime and elm-trees		— —
	<i>The lime Hawkmoth</i>			
	Populi	L. E. Trunks of poplars		Page 242.
	<i>The poplar Hawk</i>			
325	Sphinx Elpenor	L. M. † Ladies bed-straw, marshes		Haw. 62.
	<i>The elephant Hawkmoth</i>			
	Celerio	B. Gardens, & Wisb. (Dr. Skrimshire)	—	61.
	<i>The sharp winged Hawk</i>			

AUGUST.

No. of Gen	Name.	Where found.	Other times of ap.	Reference to description.
325	<i>Sphinx Ligustri</i> <i>l.</i> <i>The privet Hawk</i>	Privet hedges		Haw. 59.
326	<i>Macroglossa Stellatarum</i> <i>l.</i> <i>The Humming-bird</i>	Bedstraw		— 66.
331	<i>Hepialus lupulinus</i> <i>The orange Swift</i>	Banks of gross weeds		— 141. sp. 2.
334	<i>Saturnia Pavonia-minor</i> <i>B.</i> <i>The Emperor</i>	Osier beds		5, Page 246.
335	<i>Liparis Monacha</i> <i>E.</i> <i>The black Arches</i>	Trunks of oaks		6, — —
	<i>dispar</i> <i>B.</i> <i>The Gypsy</i>	Willows		— —
339	<i>Lasiocampa Neustria</i> <i>M.</i> <i>The barred-tree Lackey</i>	Gardens		Haw. 129. sp. 87.
	<i>castrensa</i> <i>B.</i> <i>The ground Lackey</i>			— — —
342	<i>Stauropus Fagi</i> <i>l.</i> <i>The Lobster Moth</i>	*Oak, birchwood, Darent		9, — 85. sp. 9.
343	<i>Notodonta Ziczac</i> <i>l. B.</i> <i>The pebble Prominent</i>	Willows and poplars		— 99. sp. 26.
	<i>camelina</i> <i>B.</i> <i>The coxcomb Prominent</i>	Oaks in woods		5, — 98. sp. 21.
	<i>trepida</i> <i>B.</i> <i>The swallow Prominent</i>	Poplars		Donov. B. I. 239.
345	<i>Cernra Vinula</i> <i>l.</i> <i>The Puss</i>	†Willows and poplars		9, Haw. 86. sp. 10.
346	<i>Arctia papyritia</i> <i>l.</i> <i>The water Ermine</i>	*Water plants		— 111. sp. 48.
	<i>lubricipeda</i> <i>l.</i> <i>The buff Ermine</i>	Various plants		— 110. sp. 47.
	<i>phaeorrhæa</i> <i>B.</i> <i>The brown Tail</i>	Hedges		Page 248.
	<i>V nigra</i> <i>M.</i> <i>The black V</i>	Lime-trees, Darent		Haw. 107. sp. 41.
347	<i>Callimorpha Jacobæa</i> <i>l.</i> <i>The Cinnabar</i>	Ragwort		— 150. sp. 12.
348	<i>Lithosia lutarella</i> <i>The four-spot Yellow-footman</i>	Woods		— 148. sp. 7.
	<i>complana</i> <i>B.</i> <i>The common Footman</i>	Skirts of woods		— 147. sp. 3.
	<i>griseola</i> <i>The dun Footman</i>	—		— — sp. 2.
	<i>flava</i> <i>E.</i> <i>The straw-coloured Footman</i>	Woods		— — sp. 4.
	<i>Bombyx cæruleocephala</i> <i>M.</i> <i>The figure of 8</i>	Bushy places		— 104. sp. 39.
	<i>antiqua</i> <i>l.</i> <i>The Vapourer</i>	Oaks		— 132. sp. 92.

AUGUST.

No. of Gen.	Name.	Where found.	Other times of ap.	Reference to description.
	<i>Bombus gonostigmata</i>	B. Woods	7,	Haw. 132. sp. 91.
	<i>The scarce Vapourer</i>			
	<i>Nudaria munda</i>	B. Hedges in lanes, Gravesend	—	156* sp. 1.
	<i>The Mulin</i>			
	<i>Apoda Festudo</i>	L. Oaks	—	137. sp. 1.
	<i>The Festoon</i>			
349	<i>Yponomeuta Evonymella</i>	Hedges	6,	— 512. sp. 1.
	<i>sequella</i>	M. ———	—	— Prodr.
	<i>plumbella</i>	—————		
354	<i>Noctua fimbria</i>	M. Oaks	6,	— 161.
	<i>The broad Border</i>			
	<i>orbona</i>	B. Gardens	—	—
	<i>The lesser yellow</i>	<i>Underwing</i>		
	<i>subsequa</i>	B. ———	—	—
	<i>The lunar yellow</i>	<i>Underwing</i>		
	<i>cytherea</i>	Skirts of woods	5,	— —
	<i>The straw</i>	<i>Underwing</i>		
	<i>Janthina</i>	M. Woods	—	162.
	<i>The lesser Broad border</i>			
	<i>pyramidea</i>	B. Oaks	—	163.
	<i>The copper</i>	<i>Underwing</i>		
	<i>Typhæ</i>	M. Near bullrushes	—	173.
	<i>The Bullrush</i>			
	<i>nervosa</i>	F. Weedy banks	—	176.
	<i>The lawry-veined</i>	<i>Wainscot</i>		
	<i>pygmina</i>	Skirts of woods	—	—
	<i>The small</i>	<i>Wainscot</i>		
	<i>Chi</i>	E. Old walls, Derbysh. (Mr. J. Chant)	—	183.
	<i>The Chi M th</i>			
	<i>Brassicæ</i>	Pales	6,7,	— 191.
	<i>The cabbage Moth</i>			
	<i>unca</i>	—————	—	194.
	<i>The flounced</i>	<i>Rustic</i>		
	<i>lunato-strigata</i>	Hedges	—	—
	<i>The lesser flounced</i>	<i>Rustic</i>		
	<i>X notata</i>	—————	—	—
	<i>The tawny</i>	<i>X</i>		
	<i>præcox</i>	F. Skirts of woods	—	201.
	<i>The Portland Moth</i>			
	<i>perla</i>	Old walls, Greenwich	—	203.
	<i>The marbled Beauty</i>			
	<i>tetragona</i>	Hedges	—	205.
	<i>The square-spot</i>	<i>Rustic</i>		
	<i>furca</i>	B. Weedy banks	—	209.
	<i>The flame</i>	<i>Fur-below</i>		
	<i>rava</i>	B. ———	—	—
	<i>The Russet</i>			
	<i>I. niger</i>	—————	—	211.
	<i>The letter I.</i>			

AUGUST.

No. of Gen.	Name.	Where found.	Other times of ap.	Reference to description.
354	<i>Noctua oculea</i> B.	Gardens and banks		Haw. 211.
	<i>The common Rustic lugens</i> B.	Weedy banks		— 212.
	<i>The rustic Mourner minima</i> M.	Open parts in woods		— 216.
	<i>The least Minor crassa</i> M.	Gardens		— 220.
	<i>The stout Dart radia</i> B.	Grassy places and tr. of trees		— 223.
	<i>The shuttle-shaped Dart baja</i> B.	Skirts of woods		— 224.
	<i>The dotted Clay brunnea</i> B.	—		— 225.
	<i>The purple Clay Sigma</i> B.	—		— —
	<i>The double Square-spot umbrosa</i> M.	—		— 228. sp. 198.
	<i>The 6-striped Rustic aurago</i> E.	Open places in woods		— 235.
	<i>The barred Sallow citrigo</i> B.	Trunks of limes		— 238.
	<i>The orange Sallow auricula</i> B.	Skirts of woods		— 240.
	<i>The golden Ear libatrix</i> E.	Poplars and pales	4,	— 244.
	<i>The Herald derasa</i> B.	Skirts of woods		— —
	<i>The buff Arches trapetzina</i>	—		— 246.
	<i>The Dunbar Pylalina</i> M.	CoombeWood, (Mr. J. Chant)		— 247.
	<i>The lunar-spotted Pinion diffinis</i> M.	Trunks of trees		— —
	<i>The white-spotted Pinion Festucæ</i> E.	Meadows		— 254. sp. 1.
	<i>The gold Spot lusoria</i> M.	Moist woods		— 259. sp. 11.
	<i>The black Neck ænea</i> E.	Heaths		— 266. sp. 34.
	<i>The small Purple-barred nupta</i> B.	Trunks of willows		— 268. sp. 2.
	<i>The red Underwing Geometra conversaria</i>	WarleyWood, Devon, (Dr. Leach)		— 302. sp. 87.
	<i>The large Carpet unidentaria</i> B.	Skirts of woods	6,	— 308. sp. 101.
	<i>The dark-barred Usher gilvaria</i>	Clover-fi., Dover, (Mr. Steph.)		— 287. sp. 42.
	<i>The straw Belle</i>			

AUGUST.

No. of Gen.	Name.	Where found.	Other times of ap.	Reference to description.
	<i>Geometra elinguaris</i> M.	Skirts of woods		Haw. 291. sp. 54.
	<i>The scolloped Oak</i>			
	<i>Alniaria</i> E.	Lime-trees		— 294. sp. 62.
	<i>The canary shouldered Thorn</i>			
	<i>Quercinaria</i>	—		— — sp. 64.
	<i>The plain August Thorn</i>			
	<i>Tiliaria</i>	—		— — sp. 63.
	<i>The freckle August Thorn</i>			
	<i>angularis</i>	—		— — sp. 65.
	<i>The clouded August Thorn</i>			
	<i>olivaria</i> E.	Birch-trees, Kent		— 304. sp. 91.
	<i>The beech green Carpet</i>			
	<i>pullaria</i>	Heaths, Wales and Devonsh.		— 314. sp. 115.
	<i>The brown Annulet</i>			
	<i>prunata</i> B.	Skirts of woods and gardens		— 322. sp. 19.
	<i>The Phœnix</i>			
	<i>degenerata</i> B.	Kent		— 333. sp. 51.
	<i>The degenerate Carpet</i>			
	<i>unifasciata</i> B.	Open places in woods		— 335. sp. 57.
	<i>The single-barred Rivulet</i>			
	<i>albulata</i> B.	Pastures		— 336. sp. 61.
	<i>The grass Rivulet</i>			
	<i>dilutata</i> E.	Hedges		— 353. sp. 117.
	<i>The small fanfoot Wave</i>			
*	<i>incanata</i>	Mullein		— 350. sp. 104.
	<i>The mullein Wave</i>			
	<i>lignata</i> E.	Marshy places		— 340. sp. 73.
	<i>The oblique Carpet</i>			
	<i>dimidiata</i> E.	Hedges		— 347. sp. 97.
	<i>The small Scolop</i>			
	<i>liturata</i>	Shady groves near Westerhøm,		— 346. sp. 92.
	<i>The tawny-barred Angle</i>	Kent		
	<i>subfulvata</i> M.	Skirts of woods		— 357. sp. 129.
	<i>The tawny Speck</i>			
	<i>Cratægaria</i> B.	Hedges and woods	4, 6,	— 298. sp. 74.
	<i>The Brimstone</i>			
*	<i>finbriata</i>	Trunks of trees		— 320. sp. 12.
	<i>The bordered November</i>			
	<i>subtristata</i> B.	Woods and hedges	5,	— 332. sp. 50.
	<i>The common Carpet</i>			
	<i>trigonata</i> B.	Hedges, Kent		— 338. sp. 68.
	<i>The small blue Border</i>			
	<i>sexalisata</i> B.	Open places in woods, Kent		— 356. sp. 126.
361	<i>The small Seraphim</i>			
	<i>rubiginata</i> E.	Pathways in woods	6,	— 338. sp. 67.
	<i>The blue bordered Carpet</i>			
	<i>adustata</i> E.	Hedges	6,	— 337. sp. 65.
	<i>The scorched Carpet</i>			
	<i>ocellata</i> E.	Open paths in woods	6,	— 331. sp. 46.
	<i>The purple Bar</i>			

AUGUST.

No. of Gen.	Name.	Where found.	Other times of ap.	Reference to description.
	<i>Geometra centum-notata</i>	Open paths in woods	5, Haw.	324. sp. 24.
	<i>The marbled Carpet</i> <i>comma notata</i>	————	5, —	325. sp. 26.
	<i>The yellow-marbled Carpet</i> <i>omicronaria</i> E.	Woods, Kent	5, —	312. sp. 110.
	<i>The Mocha</i> <i>ocellaria</i> E.	Woods	5, —	— sp. 111.
	<i>The false Mocha</i> <i>pendularia</i> E.	Birch-trees, Coombe	5, —	311. sp. 108.
	<i>The birch Mocha</i> <i>punctaria</i>	Open places in woods	5, —	312. sp. 112.
	<i>The maiden's Blush</i> <i>Chenopodaria</i> E.	Bushy places	6, —	302. sp. 88.
	<i>The small Mallow</i> <i>dubitata</i> M.	Hedges and gardens	5, —	318. sp. 7.
	<i>The Tissue</i> <i>angustata</i> B.	Hedges, Kent	—	362. sp. 145.
	<i>The narrow-winged Pug</i> <i>laevigata</i> B.	Juniper trees & gardens, Norf.	—	— sp. 148.
	<i>The Juniper Pug</i> <i>Herminia dimidiata</i> B.	Tea warehouses, E. I. House	—	372. sp. 19.
	<i>The tea Tabby</i> <i>proboscidalis</i> E.	Hedges	6, —	365. sp. 1.
362	<i>The Snout</i> <i>Platypteryx flexula</i> B.	Pathways in woods	—	154. sp. 7.
	<i>The beautiful Hooktip</i> <i>Cilex compressa</i> B.	Hedges	5, —	110. sp. 46.
364	<i>The goose-egg Moth</i> <i>Tortrix diversana</i> B.	Grassy banks	—	397. sp. 7.
	<i>The crossed Straw</i> <i>Zoëgana</i> B.	————	—	398. sp. 8.
	<i>The Zogian</i> <i>hamana</i> B.	————	—	397. sp. 6.
365	<i>The hook-marked Straw</i> <i>caudana</i>	Pathways in woods	—	409. sp. 46.
	<i>The shallow Notchwing</i> <i>affractana</i>	————	—	408. sp. 45.
	<i>The common Notchwing</i> <i>excavana</i>	————	—	— sp. 44.
	<i>The iron Notchwing</i> <i>emargana</i>	————	—	408. sp. 43.
	<i>The chequered Notchwing</i> <i>literana</i>	Oaks	9, —	411. sp. 53.
	<i>The black-sprigged Green</i> <i>squamana</i>	————	—	410. sp. 52.
	<i>The scaly Green</i> * <i>Desfontiana</i>	Pathways in woods	—	413. sp. 62.
	* <i>The Desfontianian</i> <i>umbrana</i>	————	—	411. sp. 55.
	<i>The dark-streaked Button</i>			

AUGUST.

No. of Gen.	Name.	Where found.	Other times of ap.	Reference to description.
365	<i>Tortrix rufana</i>	E. Hedges, Yorkshire		Haw. 417. sp. 74.
	<i>The red Triangle</i>			
	<i>Forskäliana</i>	E. Hedges		— 420. sp. 83.
	<i>The Forskälilian</i>			
	<i>Bergmanniana</i>	Gardens		— 404. sp. 32.
	<i>The Bergmannian</i>			
	<i>Holmiana</i>	E. Hedges in chalky places		— 427. sp. 103.
	<i>The Holmian</i>			
	<i>costana</i>	Open places in woods		— 423. sp. 91.
	<i>The straw oblique Bar</i>			
	<i>Solandriana</i>	—		— 449. sp. 175.
	<i>The Solandrian</i>			
	<i>Salicana</i>	M. Willows		— 430. sp. 111.
	<i>The White-backed</i>			
	<i>Quercana</i>	E. Paths in woods and gardens		— 399. sp. 12.
	<i>The Long-horned</i>			
	<i>straminea</i>	E. Pastures		— 401. sp. 18.
	<i>The short-barred Straw</i>			
	<i>illicana</i>	B. Thick woods		— 407. sp. 40.
	<i>The large Holly</i>			
	<i>asperana</i>	B. Hedges		— 414. sp. 66.
	<i>The White-shouldered</i>			
	<i>Schalleriana</i>	E. Woods		— 416. sp. 73.
	<i>The Schallerian</i>			
	<i>semifasciana</i>	E. Hedges, Kent		— 431. sp. 115.
	<i>The short-barred Grey</i>			
	<i>Betuletana</i>	M. Birch-trees, Coombe Wood		— 432. sp. 119.
	<i>The birch Long-cloak</i>			
	<i>trapezana</i>	Birch		— 441. sp. 150.
	<i>The testaceous Diamond-back</i>			
	<i>rusticana</i>	E. Hedges		— 442. sp. 154.
	<i>The tawny Blotch-back</i>			
*	<i>sticticana</i>	—		— — sp. 155.
	<i>The brown Blotch-back</i>			
	<i>Rubiana</i>	Open parts in woods		— 450. sp. 178.
	<i>The blotch-backed Grey</i>			
	<i>cinereana</i>	E. Moss on trees		— 451. sp. 183.
	<i>The mottled Grey</i>			
	<i>nigricana</i>	Hedges		— 458. sp. 202.
	<i>The black-striped Edge</i>			
	<i>Botys hybridalis</i>	Chelsea		— 386. sp. 32.
	<i>The rush Veneer</i>			
	<i>tetragonalis</i>	Hedges, Dover, Coombe		— 385. sp. 30.
	<i>The diamond Spot</i>			
370	<i>Galeria alvearia</i>	Bee-hives		— 392. sp. 2.
	<i>The Honey-moth</i>			
	<i>cerea</i>	—		— — sp. 1.
	<i>The honey-comb Moth</i>			

AUGUST.

No. of Gen.	Name.	Where found.	Other times of ap.	Reference to description.
371	<i>Crambus pascuea</i>	Pastures		Haw. 488. sp. 25.
	<i>The inland Veneer</i>			
	<i>falsa</i>	Meadows		— 488. sp. 27.
	<i>The chequered Veneer</i>			
	<i>striga</i>	Epping Forest		— 490. sp. 33.
	<i>The small straw-coloured Veneer</i>			
	<i>sanguinea</i>	Grassy places near chalk	5,	— 484. sp. 11.
	<i>The buff-edged rosy Veneer</i>			
	<i>Tinea applana</i> E.	Hedges, Kent	11,	— 510. sp. 17.
	<i>The common Flat body</i>			Page 259.
387	<i>Lestes autumnalis</i>	Marshy places		Kirby ii. 32. sp. 1
466	<i>Colletes succincta</i>	Gardens		Page 280.
467	<i>Dasygaster plumipes</i>	Sandy banks		Kirby ii. 88. sp. 41.
468	<i>Andrena cingulata</i> ♂	Flowers of the Ranunculi		— 90. sp. 42.
	<i>Schrankella</i>	Flowers	9,	— 116. sp. 57
	<i>Trimmerana</i> M.	— ?		— 132. sp. 71.
	<i>tridentata</i>	— ?		— 232. sp. 40.
476	<i>Stelis phæoptera</i>	— ?		— 261. sp. 53.
478	<i>Osmia spinulosa</i>	Sandy and chalky places		— 263. sp. 54.
	<i>Leaiana</i>	Thistles		— 237. sp. 42.
479	<i>Megachile centuncularis</i>	—		— 194. sp. 14.
481	<i>Nomada lineola</i>	Umbelliferous plants		9, — 201. sp. 20.
	<i>Jacobææ</i>	Ragwort	9,	— 326. sp. 82.
487	<i>Bombus sylvorum</i>	Flowers	9,	— 329. sp. 83.
	<i>fragrans</i>	—	9,	— 330. sp. 84.
	<i>Latreillilla</i>	Thistles	9,	— 327. sp. 89.
	<i>lucorum</i>	Flowers in gardens	9,	— 361. sp. 104.
	<i>Albinella</i>	Flowers	9,	Page 290.
490	<i>Corethra culiciformis</i>	Marshy places	9,	—
491	<i>Tanyptus cinctus</i>	—	9,	—
492	<i>Chironomus plumosus</i>	—	9,	—
493	<i>Psychoda phalænoidea</i>	Moist places	9,	—
494	<i>Cecidomyia lutea</i>	—	9,	— 291,
495	<i>Ctenophora atrata</i>	Marshy places	9,	—
496	<i>Pedicia rivoza</i>	Marshes	9,	—
497	<i>Tipula oleracea</i>	Meadows	9,	—
506	<i>Tabanus autumnalis</i>	—		Stewart ii. 267.
555	<i>Æstrus Bovis</i> M.	Cattle on commons		Clark 44.
556	<i>Gasterophilus Equi</i>	Horses on commons		— 20.
	<i>Hemorrhoidalis</i>	Cattle on commons		— 29.
558	<i>Ornithomyia avicularia</i>	Black grouse and tit-pippit		Page 303.

SEPTEMBER.

No. of Gen.	Name.	Where found.	Other times of ap.	Reference to description.
15	<i>Leistus Raulinsii</i>	River side, Battersea, (Mr. Stephens)	5, N. S.	
	<i>cæruleus</i>	Under stones	5,6, Page 147.	
37	<i>Amara ærata</i>	Corn-fields, Hertford, (Mr. Stephens)		
55	<i>Pælobius Hermanni</i>	Ponds	10,11,12, Page 157.	
96	<i>Cryptophagus phæorrhæus</i>	Under bark and damp wood	10,11,12,	
	<i>ruficollis</i>	————	10,11,12,	
100	<i>Ips 4-pustulatus</i>	———— of the stumps of trees, Bexley		Page 170.
115	<i>Aleochara cinnamonea</i>	Fungi and dead trees	10,11, Gyll.ii.412.sp.54.	
192	<i>Melöe autumnalis</i>	Margate, (Mr. Milne)		Leach T. L. S. xi.
	<i>glabratus</i>	———— ? (Rev. W. Kirby)		————
254	<i>Coccinella 12-punctata</i>	Banks		Illig.K.P.i.466.sp.36
	<i>16-guttata</i>	Bristol		———— 435. sp. 23.
	<i>globosa</i>	Banks	10,	
	<i>5-punctata</i>	Hedges and Battersea-fields	6,	———— 469. sp. 39.
	<i>22-punctata</i>	Hedges		———— 441. sp. 28.
	<i>13-punctata</i>	————		———— 468. sp. 37.
	<i>19-punctata</i>	————		———— 473. sp. 41.
155	<i>Chilocorus 4-verrucatus</i>	Fir	6,	———— 475. sp. 43.
	<i>bipustulatus</i>	Oaks	6,	———— 475. sp. 43.
	<i>Cacti</i>	White-thorn		Page 215.
263	<i>Conocephalus viridissimus</i>	Marshes		———— 218. [32.
	<i>verrucivorus</i>	————, Rochester		Fabr. E.S.ii.62. sp. Page 219.
265	<i>Gomphocerus rufus</i>	Sloping banks, Battersea		Fabr.E.S.ii.126. sp.
269	<i>Ælia acuminata</i>	Grassy places		Page 221. [179.
	<i>melanocephala</i>	————		———— 222.
273	<i>Berytus tipularius</i>	————	6,	———— 223.
277	<i>Myodocha tipuloides</i>	————	6,	———— 223.
300	<i>Membracis Genistæ</i>	———— ? Commons		Stewart ii. 96.
311	<i>Papilio Machaon</i>	<i>l.</i> Umbelliferous plants	7,	———— 235.
	<i>The Swallow-tail</i>			
317	<i>Vanessa Urticæ</i>	<i>b.</i> Lanes, &c.	6,	———— 238.
	<i>The small Tortoiseshell</i>			
	<i>C. album</i>	Skirts of woods	7,	————
	<i>The white C</i>			
320	<i>Hipparchia Pamphilus</i>	<i>b.</i> Grassy commons	6,	———— 240.
	<i>The small Heath</i>			
324	<i>Smerinthus Populi</i>	<i>l. m.</i> Poplars		Haw. 64.
	<i>The poplar Hawk</i>			
325	<i>Sphinx Convolvuli</i>	<i>e.</i> Gardens and palings		Page 244.
	<i>The convolvulus Hawkmoth</i>			
	<i>Atropis</i>	<i>l. e.</i> Potato blossoms		Haw. 56.
	<i>The Death's Head</i>			
326	<i>Macroglossum Stellatarum</i>	<i>e.</i> Gardens	4.6,	Page 244.
	<i>The Humming-bird</i>			
339	<i>Lasiocampa Cratægi</i>	<i>b.</i> Woods, Bedfordshire		Haw. 105. sp. 37.
	<i>The oak Eggar</i>			

SEPTEMBER.

No. of Gen.	Name.	Where found.	Other times of ap.	Reference to description.
343	<i>Notodonta tritopha</i> l.	Oaks		Haw. 98. sp. 24.
	<i>The great Prominent</i>			
	<i>dromedaria</i> l.	————		— 100. sp. 28.
	<i>The iron Prominent</i>			
	<i>palpina</i> l. E.	Poplars	5, —	98. sp. 20.
	<i>The pale Prominent</i>			
	<i>palpina</i> B.	Willows in hedges	6, — — —	— — —
	<i>The pale Prominent</i>			
	<i>Camelina</i> l. E.	Oaks	5, — — —	sp. 21.
	<i>The coxcomb Prominent</i>			
	<i>Trepida</i> l.	Poplar		Don. B. I. 239. 1.
	<i>The swallow Prominent</i>			
344	<i>Pygæra bucephala</i> l. M.	†Lime, oak, sallows		Haw. 93. sp. 15.
	<i>The buff Tip</i>			
	<i>Clostera curtula</i> l. E.	Poplar		— 130. sp. 89.
	<i>The chocolate Tip</i>			
	<i>reclusa</i> l. E.	————		— 131. sp. 91.
	<i>The small chocolate Tip</i>			
345	<i>Cernra Furcula</i> l.	———— ?		— 103.
	<i>The Kitten</i>			
348	<i>Lithosia pulchella</i> E.	Near Christ-ch. Hants, (Mr. Dale)		— 150. sp. 11.
	<i>The crimson Speckled</i>			
	<i>Bombyx Roboris</i> l. M.	Birch and nut-tree		— 104. sp. 35.
	<i>The lunar marbled Brown</i>			
	<i>Cassinea</i> M.	Pales and trunks of trees		— 106. sp. 40.
	<i>The Sprawler</i>			
	<i>Coryli</i> l. M.	Nut-trees	5, —	102. sp. 52.
	<i>The nut-tree Tussock</i>			
	<i>antiqua</i>	Gardens		— 132. sp. 92.
	<i>The Vapourer</i>			
	<i>Noctua Tragopoginis</i> M.	Gardens		— 164.
	<i>The Mouse</i>			
	<i>geminipuncta</i>	Marshy places		— 176.
	<i>The twin-spot Wainscot</i>			
	<i>leporina</i> l.	Birch		— 182.
	<i>The Miller</i>			
	<i>flavocincta</i> E.	Garden pales		— 183.
	<i>The large Ranunculus</i>			
	<i>catæna</i> M.	Trunks of trees ?		Sow. B.M.29. t.14.
	<i>The Brixton Beauty</i>			
	<i>Atriplicis</i>	Gardens and hedges	6, Haw.	197.
	<i>The arrach Moth</i>			
	<i>Oxyacanthæ</i> E.	Hedges		— 201.
	<i>The green-brindled Crescent</i>			
	<i>rufuncula</i>	————		— 216.
	<i>The plain red Minor</i>			
	<i>margaritosa</i> E.	Weedy banks		— 28.
	<i>The pearly Underwing</i>			

SEPTEMBER.

No. of Gen.	Name.	Where found.	Other times of ap.	Reference to description.
354	<i>Noctua majuscula</i>	Weedy banks		Haw. 218.
	<i>The pearly Underwing</i> , var.	_____		
	<i>pecta</i> B.	_____	6,	— 226.
	<i>The flame Shoulder</i>			
	<i>satellitica</i> E.	Skirts of woods	—	229.
	<i>The Satellite</i>			
	<i>helvola</i> M.	_____	—	—
	<i>The fawned Chesnut</i>			
	<i>lunosa</i>	Woods, Coombe	—	230.
	<i>The lunar Underwing</i>			
	<i>sphærolatina</i> E.	Skirts of woods	—	—
	<i>The bearded Chesnut</i>			
	<i>pistacina</i>	_____	—	231.
	<i>The pale bearded Chesnut</i>			
	<i>lineola</i>	_____	—	—
	<i>The dark bearded Chesnut</i>			
	<i>ferrea</i>	_____	—	—
	<i>The iron Chesnut</i>			
	<i>venosa</i>	_____	—	232.
	<i>The veiny Chesnut</i>			
	<i>litura</i> E.	_____	—	—
	<i>The brown-spot Pinion</i>			
	<i>Vaccinii</i> M.	_____	—	233.
	<i>The Chesnut</i>			
	<i>polita</i>	_____	—	—
	<i>The netted Chesnut</i>			
	<i>spadicea</i> M.	_____	—	—
	<i>The dark Chesnut</i>			
	<i>subnigra</i>	_____	—	234.
	<i>The black Chesnut</i>			
	<i>flavago</i> E.	Open places in woods	—	236.
	<i>The pink-barred Sallow</i>			
	<i>fulvago</i> E.	_____	—	—
	<i>The common Sallow</i>			
	<i>gilvago</i> E.	_____	—	237.
	<i>The lemon Sallow</i>			
	<i>macilenta</i>	Elms	—	239.
	<i>The brick Moth</i>			
	<i>erythro stigma</i>	Margate	—	240.
	<i>The red Dot</i>			
	<i>ochraceago</i> M.	Pl. where burdock abounds	—	234.
	<i>The frosted Orange</i>			
	<i>Lota</i>	Trunks of trees	—	242.
	<i>The red line Quaker</i>			
	<i>meticulosa</i>	Pales	5,6,	— 244.
	<i>The angle Shades</i>			
	<i>trilinea</i> B.	Thickets	6,	— 249.
	<i>The equal Treble-lines</i>			

SEPTEMBER.

No. of Gen.	Name.	Where found.	Other times of ap.	Reference to description.
354	<i>Noctua approximans</i>	Thickets		Haw. 249.
	<i>The equal Treble-lines</i> , var.			— —
	<i>semifuscans</i>	—		— —
	<i>The equal Treble-lines</i> , var.			— —
	<i>Geometra erosaria</i> B.	Lime-trees		— 293. sp. 61.
	<i>The September Thorn</i>			— —
	<i>Carpinaria</i>	Thickets		— 295. sp. 66.
	<i>The founced Thorn</i>			— —
	<i>miatu</i> E.	Pales		— 328. sp. 37.
	<i>The autumn Green Carpet</i>			— —
	<i>Juniperata</i>	Fir woods		Linn. S. N. ii. 871.
	<i>simulata</i>	—		— —
	<i>ericetaria</i>	Cebham and Hants		Haw. 278. sp. 20.
	<i>The bordered Grey</i>			— —
	<i>plagiata</i> B.	Bushy places		6, — 318. sp. 8.
	<i>The slender Treble-bar</i>			— —
	<i>remutata</i> B.	Shady groves		— 349. sp. 102.
	<i>The false Ribband-wave</i>			— —
	<i>aversata</i> B.	—		7, — — sp. 101.
	<i>The Ribband-wave</i>			— —
363	<i>Platypteryx lacertianaria</i> L. E.	Birch		— 153. sp. 5.
	<i>The scalloped Hooktip</i>			— —
365	<i>Tortrix tripunctana</i>	Pathways in woods		— 417. sp. 75.
	<i>The rusty Treble-spot</i>			— —
	<i>contaminana</i> B.	Hedges		— 419. sp. 80.
	<i>The chequered Pebble</i>			— —
	<i>ciliana</i>	Woods		10, — — sp. 79.
	<i>The White-fringed</i>			— —
	<i>rombana</i>	—		19, — 418. sp. 78.
	<i>The dark Chequered</i>			— —
	<i>literana</i>	Oaks		8, — 411. sp. 53.
	<i>The black-sprigged Green</i>			— —
	<i>Mylleri</i>	Nettles and thistles		— 472. sp. 5.
	<i>Millers Nettle-tap</i>			— —
	<i>tricolorana</i> E.	Oaks		— 411. sp. 54.
	<i>The tri-coloured Green</i>			— —
	<i>latifasciana</i>	Hedges, Yorkshire		— 414. sp. 65.
	<i>The broad-barred</i>			— —
	<i>gnomana</i>	Open places in woods		10, — 417. sp. 76.
	<i>The Dial</i>			— —
	<i>bifidana</i>	—		10, — 418. sp. 77.
	<i>The Fork-barred</i>			— —
	<i>incarnana</i> M.	Heaths		— 435. sp. 128.
	<i>The marbled Short-cloak</i>			— —
	<i>maculana</i> E.	Skirts of woods		— 440. sp. 145.
	<i>The black Double-blotched</i>			— —
	<i>piceana</i>	Heaths, Surry		— — sp. 147.
	<i>The shining Pitch</i>			— —
	<i>populana</i>	Nettles		— 447. sp. 167.
	<i>The pigmy Y</i>			— —

SEPTEMBER.

No. of Gen.	Name.	Where found.	Other times of ap.	Reference to description.
	<i>Tortrix Oxyacanthæ</i>	Flowers	10,	Haw. 471. sp. 2.
	<i>The Autumn Nettle-tap</i>			
468	<i>Andrena Shawella</i>	_____ ?		Kirby ii. 160. sp. 100
*	<i>minutula</i>	_____		— 161. sp. 101.
472	<i>Panurgus ursina</i>	Heaths		— 178. sp. 1.
	<i>Linneella</i>	_____		— 179. sp. 2.
476	<i>Stelis punctatissima</i>	Flowers ?		— 231. sp. 39.
479	<i>Megachile ligniseca</i>	Oaks, &c.		— 242. sp. 44.
481	<i>Nomada varia</i>	Sunny banks ?		— 185. sp. 7.
	<i>flavopicta</i>	Ragwort		— 202. sp. 21.
	<i>Solidaginis</i>	Heaths		— 204. sp. 22.
	<i>picta</i>	Flowers and banks		— 206. sp. 23.
538	<i>Stomoxys calcitrans</i>	Cattle on commons		Page 298.
	<i>irritans</i>	_____		Stewart ii. 271.
544	<i>Scatophaga merdaria</i>	Cow dung		Page 300.

OCTOBER.

20	<i>Bembidium Spencii</i>	Grassy banks	10, 12,	N. S.
36	<i>Sphodrus collaris</i>	Roots of trees, Epping Forest	1 to 4,	Marsh. 443. sp. 29.
91	<i>Scaphisoma Agaricinum</i>	Boletus versicolor and fungi	10,	Page 168.
104	<i>Staphylinus olens</i>	Roots of trees	4,	Gyll. ii. 285. sp. 6.
114	<i>Aleochara impressa</i>	Fungi and decayed trees in woods	11, 12,	— 381. sp. 4.
224	<i>Mycetophagus undulatus</i>	Boleti		Marsh. 140. sp. 6.
325	<i>Sphinx Atropos</i>	E. Gardens		Page 244.
	<i>The Death's Head</i>			
328	<i>Aegeria crabroniformis</i>	l. Trunks of willows		Haw. 69.
	<i>The lunar Hornet</i>			
*	<i>Lithosia grammicus</i>	M. Wales, (Mr. Donovan)		— 134. sp. 97.
	<i>The feathered Footman</i>			
354	<i>Noctua exoleta</i>	M. Gardens	5,	— 168.
	<i>The large Sword-grass</i>			
	<i>Lambda</i>	E. Shady pales		— 181.
	<i>The grey Shoulder-knot</i>			
	<i>seladonia</i>	M. Skirts of woods	4,	— 199.
	<i>The Brindled Green</i>			
	<i>aprilina</i>	M. _____	4,	— 200.
	<i>The Marvel du Jour</i>			
	<i>Geometra connectaria</i>	M. Palings and trunks of trees		— 285. sp. 38.
	<i>The connecting Umber</i>			
	<i>prosapiaria</i>	E. Trunks of trees		— — sp. 37.
	<i>The scarce Umber</i>			
	<i>defoliaria</i>	E. _____		— 284. sp. 36.
	<i>The mottled Umber</i>			
	<i>clavaria</i>	Mallows		— 302. sp. 86.
	<i>The Mallow Moth</i>			

NOVEMBER.

No. of Gen.	Name.	Where found.	Other times of ap.	Reference to description.
	<i>Geometra pennaria</i> B.	Woods		Haw. 290. sp. 52.
	<i>The feathered Thorn</i>			
	<i>psittacata</i> M.	Trunks of trees		— 329. sp. 38.
	<i>The red Green Carpet</i>			
	<i>Spartata</i> E.	Broom-fields		— 339. sp. 71.
	<i>The Streak</i>			
373	<i>Pterophorus pterodactylus</i>	Gardens, bushes, woods		— 475. sp. 3.
	<i>The common Plume</i>			
	<i>Tortrix examiana</i>	Coombe Wood		— 415. sp. 63.
	<i>The marbled Chesnut</i>			
	<i>Tinea gelatella</i>	Trunks of trees		— 502. sp. 3.
	<i>The autumnal Dagger</i>			

NOVEMBER.

84	<i>Necrobia rufipes</i>	Copenhagen Fields, (Mr. Gray)	12,	N. S.
	<i>Geometra dilutata</i> B.	Palings		Haw. 319. sp. 9.
	<i>The November</i>			
	<i>brumaria</i> E.	Gardens and palings	1,	— 305. sp. 93.
	<i>The Winter Moth</i>			
	<i>Tinea Novembris</i>	Trunks of trees, Kensington		
	<i>The November Dagger</i>	Gardens		— 502. sp. 2.
	<i>Phryganea</i>	Coombe Wood		— 503. sp. 4.
	<i>The drab Day-moth</i>			
	<i>applanata</i> E.	Gardens	8,	— 510. sp. 17.
	<i>The common Flat-body</i>			

DECEMBER.

12	<i>Carabus morbillosus</i>	Under bark and wood of willows	1,2,	Page 145.
20	<i>Bembidium properans</i>	Grassy banks?		Marsh. 457. sp. 34.
	<i>pöecillum</i>	— ?		Ill. K. P. i. 232. sp. 17
60	<i>Colymbetes fuliginosus</i>	Ponds, Copenhagen Fields		Gyll. i. 495. sp. 28.
83	<i>Opilus mollis</i>	Dry rotten willows	1,2,	Page 166.
89	<i>Phosphuga atrata</i>	Under bark of trees	1,2,	Marsh. 116 sp. 6.
90	<i>Scaphidium 4-maculatum</i>	Fungi and rotten wood		Page 168.
97	<i>Engis humeralis</i>	Bark of trees and boleti	5,6,	Gyll. i. 203. sp. 2.
	<i>rufifrons</i>	—	5,6,	— 204. sp. 4.
	<i>ferruginea</i>	—	5,6,	— 212. sp. 4.
99	<i>Nitidula grisea</i>	Under bark of trees		Marsh. 134. sp. 15.
114	<i>Tachyporus chrysomelinus</i>	Roots of grass and moss	1,2,	Gyll. ii. 236. sp. 1.
	<i>pubescens</i>	Under bark and trunks of decayed trees	1,2,3,	— 243. sp. 8.
127	<i>Anobium tessellatum</i>	Rotten willows	1,2,3,	Page 181.

DECEMBER.

No. of Gen.	Name.	Where found.	Other times of ap.	Reference to description.
340	Eriogaster Populi B. <i>The December Moth</i>	Trunks of trees		Page 247.
354	<i>Noctua flavilinea</i> E. ——— ? <i>The yellow-line Quaker</i>			Haw. 243.
	<i>Geometra incompletaria</i> E. ———, woods <i>The Incomplete</i>			— 305. sp. 95.
	<i>apteria</i> E. ——— <i>Tortrix hyemalis</i>	Heaths, Sussex		— 306. sp. 96. — 413. sp. 64.
	<i>The Winter Tortrix</i>			
392	<i>Panorpa hyemalis</i>	Hedges		Panz. 22. 17 ?

EXPLANATION OF THE PLATES.

PLATE I.—Order COLEOPTERA.

- Fig. 1. *Scarabæus Typhæus*, p. 47. *Typhæus vulgaris*, p. 189.
a. *Antennæ* magnified.
- Fig. 2. *Trichius nobilis*, p. 191.
- Fig. 3. *Lucanus Cervus*, p. 48, 191.
a. *Antennæ* clavated: club pectinated. b. *Maxillary palpi*. c. *Labial palpi*. d. *Lacinia*. e. *Mandibles*. f. *Head*. g. *Thorax*. h. *Scutellum*. i. *Elytra*. k. *Femur*. l. *Tibia*. m. *Tarsi*. n. *Unguis*.
- Fig. 4. *Dermestes murinus*, p. 43, 339. a. *Antennæ* magnified.
- Fig. 5. *Scolytus Destructor*, p. 206. a. *Antennæ* magnified.
- Fig. 6. *Ptinus imperialis*, p. 49, 339. a. *Antennæ* filiform.

PLATE II.—Order COLEOPTERA continued.

- Fig. 1. *Hister semipunctatus*, p. 49.
- Fig. 2. *Gyrinus Natator*, p. 50, 159. a. *Antennæ* magnified. b. The hinder foot, compressed and formed for swimming.
- Fig. 3. *Byrrhus Pilula*, p. 50, 183. a. *Antennæ* magnified.
- Fig. 4. *Anthrenus Scrophularia*, p. 50, 182. a. *Antennæ* magnified.
- Fig. 5. *Nitidula discoidea*, p. 51, 170. a. *Antennæ* magnified.
- Fig. 6. *Silpha Vespillo*, p. 51. a. *Antennæ* magnified. *Necrophagus Vespillo*, p. 166.
- Fig. 7. *Silpha quadrimaculata*, p. 51, 167. a. *Antennæ* magnified.
- Fig. 8. *Opatrum sabulosum*, p. 51, 193. a. *Antennæ* magnified.
- Fig. 9. *Tritoma bipustulatum*, p. 51, 211. a. *Antennæ* magnified.
- Fig. 10. *Cassida maculata*, p. 52.
- Fig. 11. *Coccinella 14-guttata*.
- Fig. 12. *Chrysomela coriaria*, p. 53. *Timarcha coriaria*, p. 213.
- Fig. 13. ———— *Tanaceti*, p. 53. *Galeruca Tanaceti*, p. 212.
- Fig. 14. ———— *merdigera*, p. 53. *Crioceris merdigera*, p. 211.
- Fig. 15. *Cryptocephalus lineola*, p. 53, 393.
- Fig. 16. *Hispa mutica*, p. 53. a. *Antennæ* magnified. *Sarrotrium nauticum*, p. 193.
- Fig. 17. *Bruchus Pisi*, p. 53, 200.
- Fig. 18. *Curculio nitens*, p. 54. *Rhynchites nitens*.

- Fig. 19. *Curculio Pyri*, p. 54, 390.
 Fig. 20. *Curculio Nucum*, p. 54. *Balaninus Nucum*, p. 202.
 Fig. 21. ——— *Scrophulariæ*, p. 54. *Cionus Scrophularia*, p. 203.
 Fig. 22. *Attelabus Coryli*, p. 54. *Apoderus Coryli*, p. 201.
 Fig. 23. *Notoxus monoceros*, p. 54, 196. a. A lateral view of the head and thorax magnified.
 Fig. 24. *Cerambyx Textor*, p. 55. *Lamia Textor*, p. 209.
 Fig. 25. ——— *arcuatus*, p. 55. *Clytus arcuatus*, p. 392.
 Fig. 26. *Leptura quadrifasciata*, p. 55, 210.
 Fig. 27. *Leptura Nymphææ*, p. 55. *Donacia Nymphææ*, p. 373.
 Fig. 28. *Necydalis cærulea*, p. 55. *Edemera cærulea*, p. 193.

PLATE III.—Order COLEOPTERA continued.

- Fig. 1. *Lampyris noctiluca*, male.
 Fig. 2. Female, p. 55, 163. a. *Antennæ* magnified.
 Fig. 3. *Pyrochroa coccinea*, p. 56, 196.
 Fig. 4. *Cantharis fusca*, p. 56. *Telephorus fuscus*, p. 164.
 Fig. 5. ——— *biguttata*, p. 56. *Malachius biguttatus*, p. 374.
 Fig. 6. *Elater sanguineus*. *Marsham*. *Elatea semiruber*, p. 162.
 Fig. 7. ——— *cyaneus*. *Marsham*. *Elater æneus*, p. 162.
 Fig. 8. *Cicindela sylvatica*, p. 57, 144.
 Fig. 9. *Buprestis viridis*, p. 160.
 Fig. 10. *Parnus sericeus*, p. 185.
 Fig. 11. *Heterocerus marginatus*, p. 185.
 Fig. 12. *Sphæridium scarabæoides*, p. 187. a. *Antennæ* magnified.
 b. *Antennæ* of the *G. Cercyon* (p. 188) magnified.
 Fig. 13. *Dytiscus marginalis*. *Marsham*. *Dyticus marginalis*, p. 159.
 a. *Anterior tarsi* of the male *patelliform*. b. *Sternum* of *D. circum-*
 c. *Sternum* of *D. marginalis*.
 Fig. 14. *Pelobius Hermannii*, p. 157.
 Fig. 15. *Hydroporus 12-pustulatus*, p. 158.
 Fig. 16. *Hydrophilus caraboides*, p. 53, 137.
 Fig. 17. *Carabus morbillosus*, p. 146.
 Fig. 18. *Nebra complanata*, p. 116.
 Fig. 19. *Brachinus crepitans*, p. 154.
 Fig. 20. *Agonum sex-punctatum*, p. 150.

PLATE IV.—Order COLEOPTERA, &c.

- Fig. 1. *Tenebrio Molitor*, p. 52, 193.
 Fig. 2. *Pedinus maritimus*, p. 192.
 Fig. 3. *Endomychus coccineus*, p. 215.
 Fig. 4. *Helops violaceus*, p. 362.
 Fig. 5. *Lytta vesicatoria*, p. 59. *Cantharis vesicatoria*, p. 193.

- Fig. 6. *Cistela sulphurea*, p. 195.
 Fig. 7. *Melœ violaceus*, p. 369.
 Fig. 8. *Mordella fasciata*, p. 60, 197.
 Fig. 9. *Choleva oblonga*, p. 168.
 Fig. 10. *Staphylinus erythropterus*, p. 171.
 Fig. 11. *Oxyporus rufus*, p. 174.
 Fig. 12. *Pæderus riparius*, p. 173.
 Fig. 13. *Stenus biguttatus*, p. 173. The line beneath shows the nat. size.
 Fig. 14. *Omalium melanocephalum*, p. 175. The line beneath shows the nat. size.
 Fig. 15. *Pselaphus Herbstii*, p. 179. The line beneath shows the nat. size.

Order DERMAPTERA.

- Fig. 16. *Labia minor*, p. 216.

Order DICTYOPTERA.

- Fig. 17. *Blatta livida?* p. 220.

Order ORTHOPTERA.

- Fig. 18. *Acrydium bipunctatum*, p. 416.
 Fig. 19. *Locusta flavipes*, p. 429.

PLATE V.—Order HEMIPTERA.

- Fig. 1. *Cercopis sanguinolenta*, p. 230.
 Fig. 2. *Cicada Anglica?* p. 229.
 Fig. 3. *Notonecta glauca*, p. 227.
 Fig. 4. *Nepa cinerea*, p. 61, 225.
 Fig. 5. *Gerris paludum*, p. 224.
 Fig. 6. *Cimex prasinus*, p. 62. *Pentatoma prasinus*, p. 221.
 Fig. 7. — *marginatus*. *Coreus marginatus*, p. 222.
 Fig. 8. *Lygæus apterus*, p. 222.
 Fig. 9 and 10. *Aphis*.
 Fig. 11. *Livia Juncorum*, p. 232. The line beneath shows the nat. size.
 Fig. 12. *Thrips Physaphus*, p. 232. The line beneath shows the nat. size.

PLATE VI.—Order LEPIDOPTERA.

- Fig. 1. *Papilio Machaon*, p. 64, 235.
 Fig. 2. *Sphinx Elpenor*, p. 64, 243.
 Fig. 3. *Phalæna (Bombyx) Quercus*, p. 65. *Lasiocampa Quercus*, p. 247.

PLATE VII.—Order NEUROPTERA.

- Fig. 1. *Libellula 4-maculata*, p. 65.
 Fig. 2. *Ephemera vulgata*, p. 65, 260.
 Fig. 3. *Limnephilus nervosus*.
 Fig. 4. *Osmylus maculatus*, p. 260.
 Fig. 5. *Panorpa communis*, p. 66, 260. a. *Chela* magnified.
 Fig. 6. *Raphidia ophiopsis*, p. 261.

PLATE VIII.—Order HYMENOPTERA.

- Fig. 1. *Cynips Quercus-folii*, p. 67. *Diplolepis Quercus-folii*, p. 270.
 Fig. 2. *Tenthredo Scrophulariæ*, p. 67.
 Fig. 3. *Sirex Gigas*, p. 67. *Urocerus Gigas*, p. 268.
 Fig. 4. *Ichneumon Manifestator*, p. 68.
 Fig. 5. *Sphex sabulosa*, p. 68. *Amophila sabulosa*, p. 275.
 Fig. 6. *Chalcis clavipes*, p. 271.
 Fig. 7. *Chrysis ignita*, p. 272.
 Fig. 8. *Vespa Crabro*, p. 69, 280.
 Fig. 9. *Apis retusa*, p. 69. *Anthophora retusa*, p. 387.
 Fig. 10. *Formica herculeana*, p. 69, 273.
 Fig. 11. *Mutilla Europæa*, p. 70, 273.

PLATE IX.—Order DIPTERA, &c.

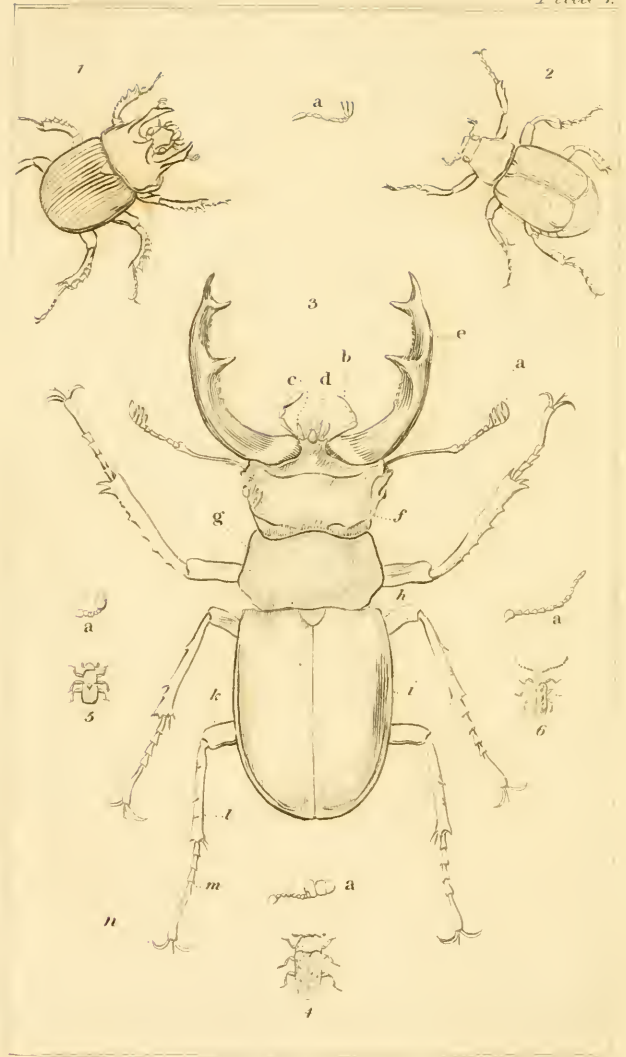
- Fig. 1. *Æstrus Bovis*, p. 70, 302.
 Fig. 2. *Tipula oleracea*, p. 71, 291.
 Fig. 3. *Musca inanis*. *Volucella inanis*, p. 414.
 Fig. 4. *Tabanus tropicus*, p. 71.
 Fig. 5. *Culex pipiens*, p. 71.
 Fig. 6. *Eumipis pennipes*, p. 72.
 Fig. 7. *Stomoxys calcitrans*, p. 298.
 Fig. 8. *Conops macrocephala*, p. 72.
 Fig. 9. *Asilus crabroniformis*, p. 72, 294.
 Fig. 10. *Bombylus major*, p. 72, 295.

Order OMALOPTERA.

- Fig. 11. *Hippobosca equina*, p. 79, 302.


PLATE X.—PARTS OF INSECTS.


- Fig. 1. a. Front view of the head of *Carabus catenulatus* magnified.
 b. *Ocelli*. c. *Antennæ*. d. *Mandibles*. e. and g. *Labial palpi*.
 f. f. *Maxillary palpi*. h. *Lip*.
























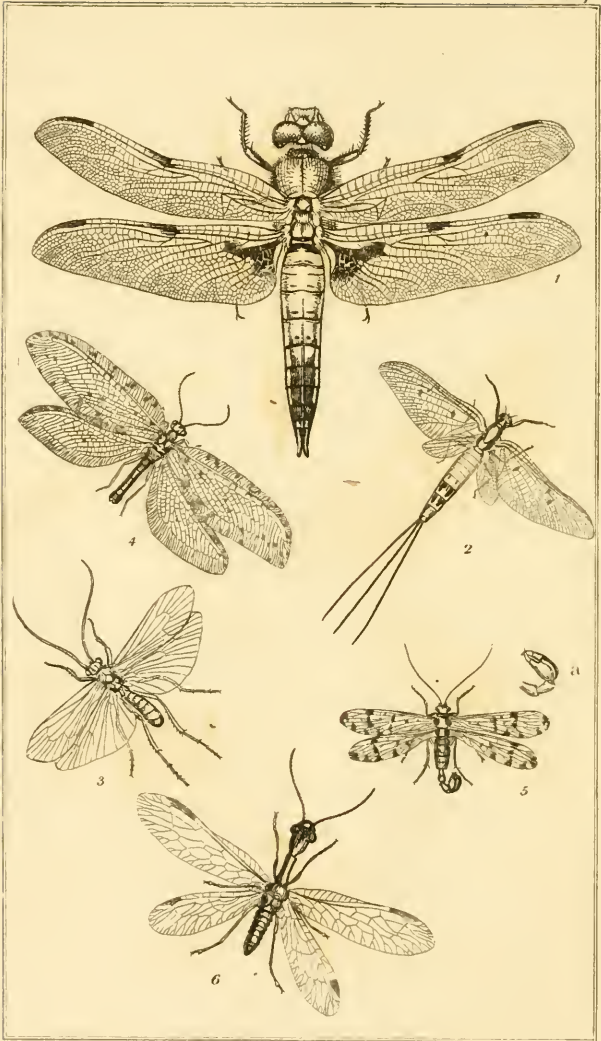














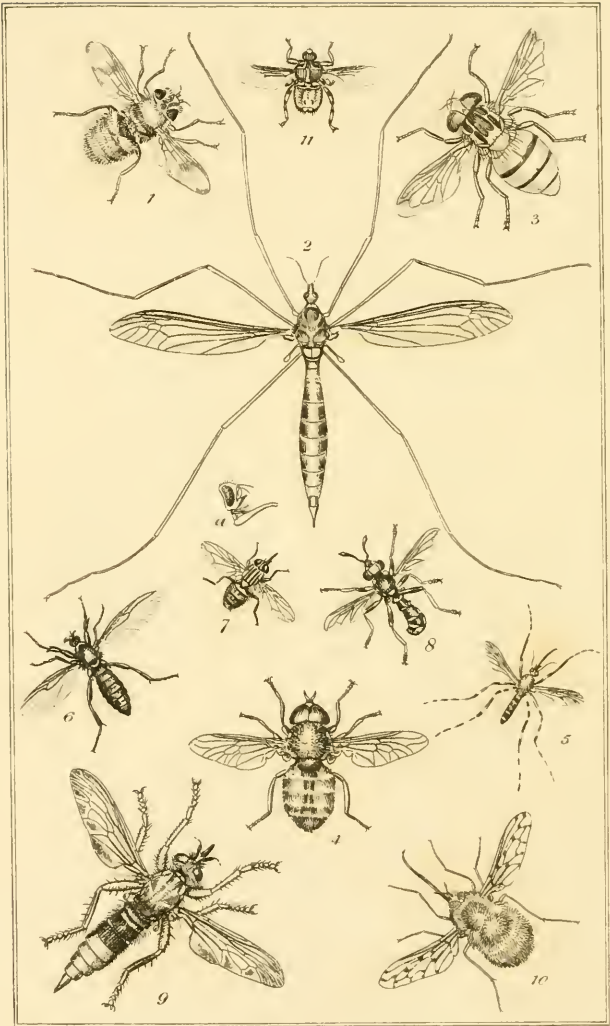











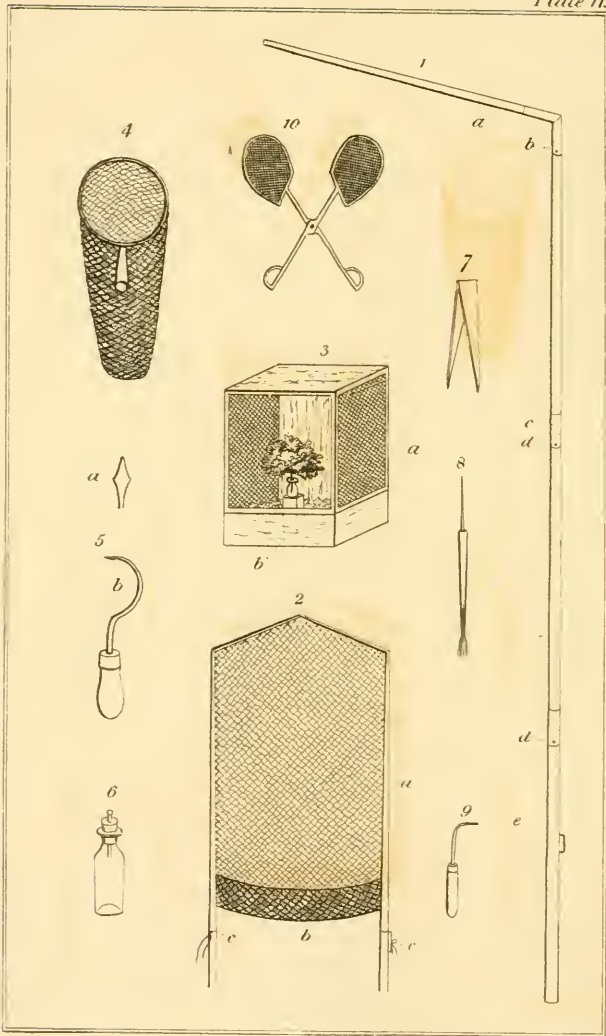





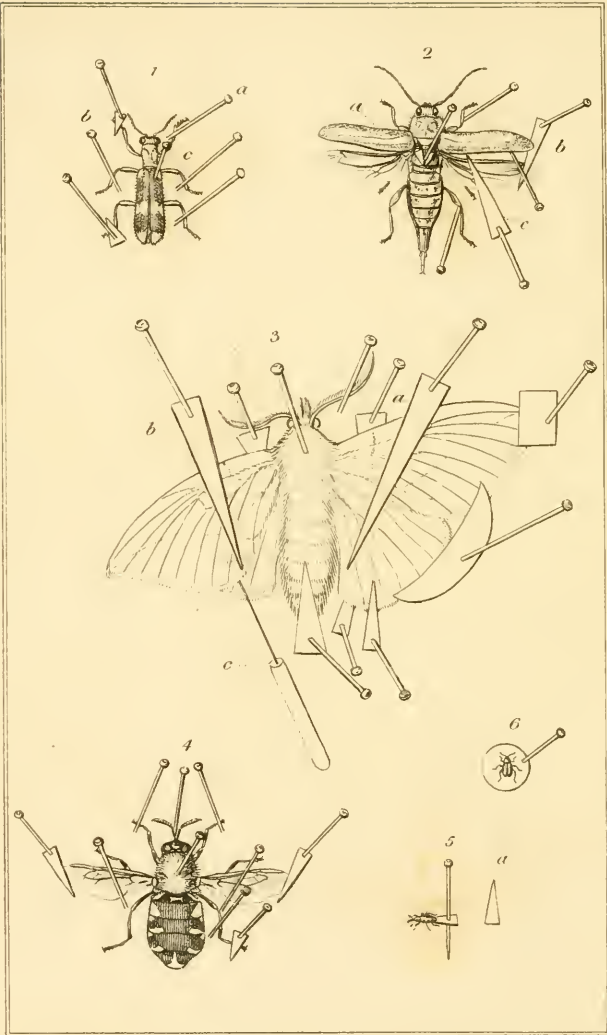


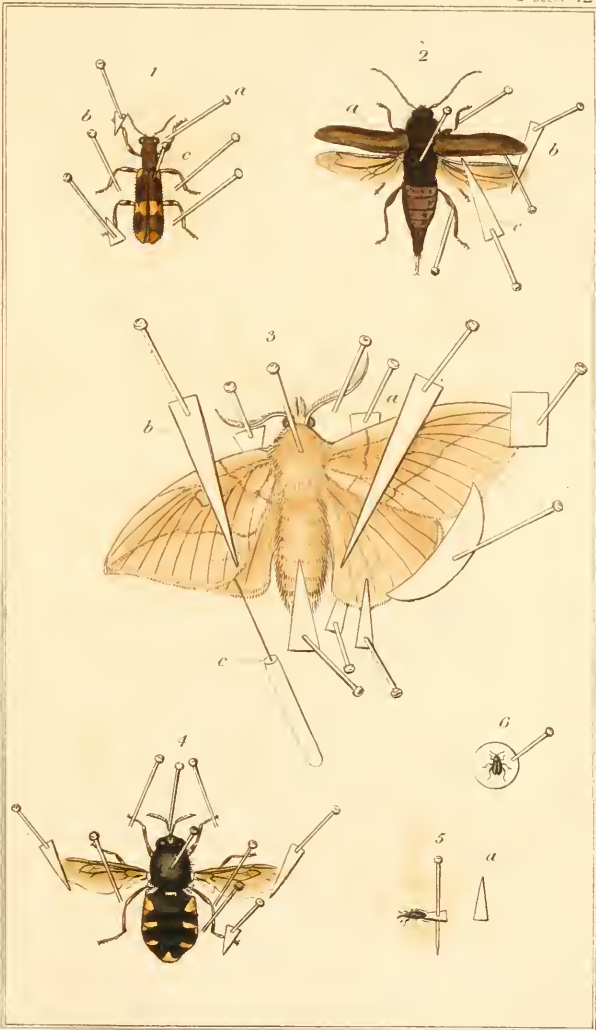












- Fig. 2. a. The *maxilla* separated and magnified to show the situation of the *palpi* b. and c.
- Fig. 3. View of the under side of the same head. a. *Lubial pulpi*. b. c. *Maxillary palpi*. d. *Antennæ*. e. *Gula*. f. *Ocelli*.
- Fig. 4. *Thorax* of the same. a. d. *Sides*. b. The *anterior part*. c. The *posterior*.
- Fig. 5. One of the *elytra* or wing-cases. a. The *sutor*. b. *Side*. c. *Base*. d. *Apex*.
- Fig. 6. The *hind leg* of the same insect complete. a. The *Trochanter*. b. *Femur*. c. *Tibiæ*. d. *Tarsi*. e. *Unguis*. f. *Spinulæ*.
- Fig. 7. View of the abdomen, &c. a. *Thorax*. b. *Sternum*. c. *Femur*. d. *Margin of the Elytra*. e. *Abdomen*.
- Fig. 8. Wing of a *Lepidopterous insect* explanatory of the markings, &c. A. *Superior wing*. a. *Anterior margin or costal edge*. b. *Base*. c. *Apex*. B. *Secondary, or inferior wing*. d. *Posterior angle*. e. An *Ocellus* or eye-like marking. f. *Punctum* or dot. g. *Stigma*. h. *Maculæ* or spots. i. A *Fascia* or band. k. An angulated line.
- Fig. 9. Head of a *Lepidopterous insect*. a. *Antennæ*. b. *Palpi*. c. *Spiral tongue*.
- Fig. 10. *Superior wing of Trichosoma Lucorum*. a. a. *Areolæ or marginal cells*. b. b. b. *Submarginal*.
- Fig. 11. *Head of Vespa Crabro*. a. *Vertex*. b. *Stemmata*. c. *Ocelli*. d. *Antennæ*. e. *Mandibles*. f. *Clypeus*. g. *Lip*.
- Fig. 12. *Wing of a Bee*. a. *Base*. b. *Exterior costal nerve*. c. *Interior costal nerve*. d. *Anastomosis*. e. *Areolæ or cells*. f. *Apex*.
- Kirby's *Monograph*, tab. 1. * b. fig. 7. vol. 1.
- Fig. 13. *Antennæ of Andrena combinata*. a. *Radicula*. b. *Scapus*. c. *Pedicellus*. d. *First joint of the antennæ*. e. The *articulations*. —Kirby.
- Fig. 14. *Trunk of Nomada Goodeniana*. a. *Collum*. b. *Collare*. c. *Tubercula*. d. *Squamulæ*. e. *Thorax*. f. *Scutellum*. g. *Metathorax*. h. *Cavitas*. i. *Base of the wing*.—Kirby *Monog.* tab. 5. fig. 8. vol. 1.
- Fig. 15. *Posterior leg of Andrena combinata*. a. *Flocculus*. b. *Scopa*. c. *Apophysis or first articulation*. d. *Second articulation*. e. *Femur*. f. *Spinulæ*. g. *Plantæ*.—Kirby *Monog.* tab. 4. fig. 10. vol. 1.
- I have taken the liberty of introducing the above four figures from Mr. Kirby's excellent *Monograph*, as they will be useful to the young Entomologist, and at the same time show the valuable instruction which may be gained from this justly celebrated work.
- Fig. 16. *Antennæ magn.* of *Tipula oleracea*, p. 291.
- Fig. 17. ————— of *Chironomus plumosus*, p. 290.
- Fig. 18. ————— of *Empis livida*.
- Fig. 19. Head of *Rhingia rostrata*. a. *Antennæ*. b. The *head anteriorly produced*. c. *Proboscis*.
- Fig. 20. *Antennæ highly magnified*, p. 296.

- Fig. 21. *Antennæ* of *Volucella pellucens*, magn. p. 296.
 Fig. 22. ——— of *Nemotellus uliginosus*, magn. p. 292.
 Fig. 23. ——— of *Asilus crabroniformis*, magn. p. 294.
 Fig. 24. ——— of *Musca punctum*, magn.
 Fig. 25. ——— of *Sargus cupreus*, magn. p. 292.
 Fig. 26. ——— of *Stomoxys calcitrans*, magn. p. 293.

PLATE XI.—APPARATUS.

- Fig. 1. A Net-rod, described at p. 307. *a.* The cross-piece. *b.* The angular ferrule. *c.* The joint fitting into the ferrule *d.* *e.* A small staple for tying the band of the net.
 Fig. 2. A net complete;—for the use see p. 307.
 Fig. 3. A breeding-cage; see p. 309.
 Fig. 4. An aquatic or landing-net for taking water-insects, &c.
 Fig. 5. A Digger. *a.* the point.
 Fig. 6. A phial for small insects.
 Fig. 7. A pair of brass pliers.
 Fig. 8. and 9. Setting needles.
 Fig. 10. Forceps.

PLATE XII.—METHOD OF SETTING INSECTS.

- Fig. 1. *Opilis mollis* (p. 166).—This figure exhibits the method of setting *Coleoptera* with the wings closed and in a *crawling position*; the *legs* are kept in the attitude designed by pins applied as necessity requires: the *tarsi* are kept flat on the setting-board by card-braces, as at *b.*—Care must always be taken to introduce the pin which serves to transfix the insect, through the right elytron.
 Fig. 2. *Callidium bajulum* with the elytra extended and the wings displayed; in all specimens set in this way the pin must be passed through the middle of the back and near the thorax: the wings are kept extended by braces.
 The above methods are also applicable for the Orders *Dermaptera*, *Orthoptera*, *Dictyoptera*, *Hemiptera* and *Omoptera*.
 Fig. 3. *Odenesis potatoria* (p. 247). The method of setting the *Lepidoptera* is fully explained at 320.
 Fig. 4. *Stratiomys Chamæleon* (p. 292). *Neuroptera*, *Hymenoptera*, as well as *Diptera*, may be set by pins alone as is here exhibited.
 Fig. 5. Such minute insects as are difficult to pierce with a pin may be placed on small triangular pieces of paper: this method is to be preferred, as almost every part may be examined, and is much superior to the method frequently used, as at *fig. 6.*

COLLECTIONS OF INSECTS AND OTHER SUBJECTS OF
NATURAL HISTORY.

In order to facilitate the study of Natural History, especially those departments most suitable for young persons, it is my intention to form several small collections of *Insects, Shells, &c.* Each Collection will have an accompanying catalogue of the generic and specific names, with reference to authors by whom the species are described. Single specimens may also be obtained to illustrate genera, as well as to assist those who may be forming collections. Also every kind of apparatus used by the Botanist, Conchologist, Entomologist, or Mineralogist; such as collecting and other boxes, nets, forceps, setting-boards, pins, pocket microscopes or hand magnifiers, cabinets, trays for minerals, shells, &c. either corked or plain. Dissections of insects to illustrate their generic characters, or as most interesting objects for the microscope.

Mr. Sowerby intends also to re-open his very valuable and extensive Museum, for the use of his friends and for the benefit of students and lovers of natural history. The many rare and interesting specimens which this collection contains are highly deserving the honour which it has received from many of the most distinguished personages. The abilities and industry of its possessor are sufficiently known through the medium of his voluminous scientific and useful works. This gentleman has also been induced to offer for sale his duplicate specimens, which consist of subjects in every department of Natural History. These of themselves would form no mean Museum. However, he intends to dispose of them in small parcels to give the student an insight into the science, or in single specimens for the accommodation of those who may already possess collections, and to whom such species may be *desiderata*.

Those ladies and gentlemen who reside in the country may have collections, or any of the apparatus sent them, through the medium of their booksellers, by an application to Mr. Boys the publisher, to the Author, or to Mr. Sowerby, No. 2, Mead Place, Lambeth.

INDEX.

New Genera and those adopted are in capitals: the Species marked with an Asterisk are either synonymous or referable to other Genera: the English names are in italics: l. affixed to the Species refers to the larvæ.

ABAX		ACARUS		<i>Admiral, white, l.</i>	396
angustior	361	*siro	132	ÆCOPHORA	
melanarius	ib.	*Ricinus	132	Flavella	249, 399
Striola	154, 361	ACILIUS		Linneella	249
Abdomen and its parts	32	sulcatus	159, 359	Ræsellæ	ib.
—, discrimination		ACHETA		ÆGA	
of the	338	campestris	218, 380	emarginata	109
ABIA		domestica	218, 359	ÆGERIA	
nigricornis	263, 411	*Gryllotalpa	217	apiformis	245, 381, 397
sericea	ib.	Achatia, <i>Hub.</i>	251	asiliformis	397
ABRAXAS		ACHENIUM, <i>Leach</i>	172	crabroniformis	245, 417
grossulariata	253	ACHERONTIA, <i>Och.</i>	243	— l.	442
ulmaria	ib.	Achetidæ (Fam.)	217	culiciformis	417
ABRÆUS		Aceridii, <i>Latr.</i>	218	cynipiformis	397
perpusillus	183, 362	ACROCERA	296	formiciformis	418
ABROSTOLA, <i>Och.</i>	252	gibbosa	387	æstriformis	397
ACANTHIA		Acroceridæ (Fam.)	296	sphæciformis	ib.
*lectularia	225	ACRYDIUM		tipuliformis	ib.
maculata	225, 369	bipunctatum	416	vespiformis	ib.
Acanthidæ (Fam.)	224	sabulatum	219, 416	ÆGIALIA	
Aeari, anatomical view		Aculeata, (<i>ect.</i>)	272	globosa	190, 362
of the	75	Aculeus, the <i>sting</i>		acuminata	221, 438
—, character and		discrimination of	338	melanocephala	438
classification of		—, its situation &		ÆEPUS	
the	130	use	33	fulvescens	149, 415
— for the micro-		ADELA		ÆSHINA	
scope	130, 353	Degeerella	249, 399	Anglicana	410
Acaridæ (Fam.)	131	ADIMONIA		grandis	258, 410
ACARUS		Alni	378	juncæa	410
*aquaticus	153	nigricornis	212, 378	teretiuscula	ib.
*Coleoptoratorum	131	<i>Admiral, red</i>	258, 363,	viatica	ib.
domesticus	132, 358	— — l.	430	<i>Afzelius's Tortrix</i>	364
*exulcerans	153	— — — l.	416	AGATHIDIUM	
*geniculatus	132	—, <i>white</i>	240, 417	nanum	393
*Scabiei	133				

AGATHIDIUM		ALLANTUS		ANDRENA	
nigripenne	214, 393	neglectus	411	chrysoceles	372
rufipenne	393	notha	265, 411	chrysuræ	413
AGELENA		punctomaculatus	412	cingulata	457
labyrinthica	125, 428	punctum	411	Claukella	372
aglossa, <i>Latr.</i>	255	rufiventris	ib.	Collinsonana	413
AGONUM		semicincta	265	fulva	372
albipes	365	viridis	386	fulvago	413
cærulescens	ib.	zonata	265, 411	fulvicrus	427
picipes	ib.	ALOMYA, <i>Panz.</i>	269	fuscata	386
rufipes	ib.	<i>Alstræmer's Tortrix</i>	372	Gwynana	372
sexpunctatum	150, 373	ALTICA		hæmorrhoidalis	413
Simpsoni	365	oleracea	212	helvola	386
sordidum	ib.	testacea	ib.	Lewinella	372
vaporariorum	358, 373	Alucita, <i>Oliv.</i>	249	Listerella	427
AGRION		ALUCITA		minutula	442
albicans	410	hexadactyla	256, 372	Mouffetella	427
annulare	ib.	Alucitidæ (Fam.)	255	nigriceps	372
corca	ib.	AMALOPLIA	191	nigro-aneæ	281, 372
puella	ib.	AMARA		nitida	372
rufescens	ib.	ærata	428	ovatula	386
sanguineus	259, 410	vulgaris	152, 365	parvula	372
zonatus	410	AMASIS		pilipes	413
AGROTIS, <i>Hub.</i>	251	lætæ	263, 411	pratensis	372
Alæ, (<i>wings</i>) afford		Amblychus, <i>Gyl.</i>	147	Rosæ	ib.
characters for		Ametabolia, character		Schrankella	437
genera & species	36	of the subclass	158	Shawella	442
—, (<i>the wings</i>) dis-		—, classification		Smithella	372
crimination of	338	of the	140	spinigera	ib.
—, their form		AMOPHILA		thoracica	ib.
and structure	35	sabulosa	275, 413	tibialis	427
Alburnea dentata	83	AMPHIPYRA, <i>Och.</i>	251	*tricineta	282
<i>Alder moth</i>	400	AMPITHOE		tridentata	437
ALEOCHARA		rubricata	104	Trimmerana	ib.
canaliculata	176, 367	ANARTA, <i>Och.</i>	252	varians	372
cinnamomea	438	ANASPIS		Andrenetæ, <i>Latr.</i>	280
fuscipes	177, 367, 429	bifasciatus	376	Andrenidæ, (Fam.)	ib.
impresa	177, 442	biguttatus	ib.	Andria, <i>Hub.</i>	248
lanuginosa	367, 429	frontalis	197, 376	<i>Angle, lawnly barred</i>	434
obscura	362	obscurus	376	<i>Angle shades,</i>	250, 383,
rivularis	177, 429	ruficollis	ib.	—, <i>small</i>	402, 440
sulcata	177, 367	ANAX		—, <i>small</i>	401
ALEYRODES		Imperator	258, 410	Animalcula for the	
chelidoni	233, 380	ANCHOMENUS		microscope, how	
ALLANTUS		prasinus	151, 361	obtained	334
albocinctus	411	Andrena, <i>Rossi</i>	277	Animals, Cuvier's di-	
ater	ib.	ANDRENA		tribution of	75
bicinctus	ib.	affinis	413	—, dead, the ha-	
blandus	ib.	Affzeliella	386	bitation of many	
conspicuus	ib.	albicans	ib.	insects	314
12-punctatus	ib.	albicus	413	—, distribution	
hæmatopus	ib.	armata	372	of, from their or-	
lateralis	ib.	atriceps	ib.	ganization	74
lividus	ib.	barbilabris	386	—, how distinguish'd	20

Animosity of queen bees cease on the loss of the antennæ	24	Antennæ, the, used by the Ichneumon Manifestator for discovering a nidus to deposit its eggs in	24, 25	Apidæ, (Fam.)	228
Anisotoma bicolor	214	————, the organs of smelling supposed to be situated in them	25	APION	
nigripennis	215	ANTHICUS		æneum	377
picea	194	antherinus	390	assimile	390
piceum	ib.	floralis	376	Astragali	ib.
Annulata, distribution of the	75	fuscus	197, 376	Carduorum	ib.
————, anatomical character of the	ib.	*Hellwigii	180	cærulescens	376
<i>Annulet, brown</i>	434	*monoceros	196	Craccæ	416
ANOBIUM		ANTHIDIUM		Ervi	415
Abietis	367	manicum	284, 428	Fagi	376
*bidentatum	206	ANTHOBIIUM, <i>Leach</i>	175	flavifemoratum	ib.
*Boleti	ib.	ANTHOMYIA		flavipes	ib.
castaneum	389	pluvialis	300, 415	frumentarium	377
molle	ib.	ib. <i>Anthophora, Illig.</i>	283	Gyllenhalii	376
panicum	ib.	ANTHOPHORA		hæmatoides	377
*pertinax	181	*hirsuta	287	Hydrolapathi	390
ptinoides	389	*quadridentata	285	immune	369
rufipes	ib.	retusa	287, 364	Lathyri	415
striatum	181, 375	*truncorum	284	lævigatum	376
tessellatum	181, 443	ANTHOSOMA		Loti	390
ANOMALA		Smithii	80	Malvarum	376
Agricola	389	Anthracii, <i>Latr.</i>	295	Malvæ	ib.
Donovani	ib.	Anthracidæ (Fam.)	ib.	marchicum	ib.
Frischii	191, 389	ANTHRAX		melanopum	ib.
horticola	389	Abaddon	414	Meliloti	ib.
ruricola	191, 389	Hottentotta	295, 414	nigritarse	ib.
Anoplura, character of the Order	138	ANTHRENUM		Ononis	415
————, classification of	141	Museorum	367	Oxurum	376
<i>Ant</i>	69, 273	Scrophulariæ	50, 182, 375	ruficorne	390
Antennæ of insects	21	Verbasci	375	Rumicis	ib.
————, discrimination of the	540	ANTHRIBUS		Sorbi	376
————, experiments on the, by Bonnet	22	*latirostris	199	Spartii	ib.
————, experiments on the, by Bondorf	ib.	*rhinomacer	200	subulatum	415
————, experiments on the, by Hubner	23	scabrosus	200, 376	subsulcatum	376
————, experiments on the, by Lehmann	ib.	varius	376	sulcifrons	ib.
———— of the long-horned bee composed of hexagons	24	ANTHURA		Ulicis	359
————, on their use	22	gracilis	107	vernale	376
		Anthuradæ, (Fam.)	ib.	vicæ	415
		<i>Antler moth</i>	421	vicinum	390
		Antliata, <i>Fabr.</i>	289	violaceum	ib.
		APAMEA, <i>Och.</i>	251	vires	376
		APATURA		vorax	ib.
		Iris	239, 417	Apis, <i>Harr.</i>	273
		———— <i>l.</i>	381	———— * a. Kirby	283
				* a. Kirby	286
				* b. Kirby	ib.
				** b. Kirby	ib.
				** c. 1. α.	285
				** c. 1. β.	284
				** c. 2. α.	285
				** c. 2. β.	284
				** c. 2. δ.	ib.
				** c. 2. γ.	283-4

Apis ** d. 1.	287	APHIS	APHIRITIS
** d. 2. a.	283	Millefolii	395. auro-pubescentis 298, 415
** e. 2.	287	Padi	394 Apoda Testudo 418
Apis, <i>Linné</i>	69, 280	Pini	395. ——— l. 432
APIS		Plantaginis	ib. APODERUS
* Banksiana	283	Populi	ib. Coryli 201, 376
* bicornis	285	Pruni	394 APORUS
* cærulea	283	Pruni-cerasi	ib. unicolor 275
* centuncularis	285	Quercus	395 Apos, <i>Scopoli</i> 78
* conica	ib.	Ribis	394 Apparatus used by
* cyanea	283	Rosæ	ib. Entomologists 307
* florissomis	284	Rumicis Lapathi	ib April, calendar for 364
* longicornis	287	Salicis	395. ———, employment for 315
* manicata	284	Sambuci	394 APSEUDES
* mellifica	288, 359	Scabiosæ	395 Talpa 109
* punctata	286	Sonchi	394 Apseudiadæ, (Fam.) ib.
* 4-cincta	282	Tanaceti	ib. Aptera, <i>Linné</i> 72
* quadripunctata	285	Tiliæ	ib. Aptera, characters of
* retusa	287	Tremulæ	395 the Order 139, 233
* ruficornis	286	Ulni	394 APUS
* terrestris	288	urticata	380 Montagui 78
* variegata	286	Viburni	395 *productus ib.
Apium, <i>Jurine</i>	277	Aphodiadæ, (Fam.)	189 Aquarius paludum 294
APHANISTICUS		APHODIUS	Aquatic insects, how
emarginatus	160, 388	attaminatus	368 obtained 313
Aphidii, <i>Latr.</i>	232	conflagratus	ib. Aquatica, (Sect.) 225
Aphidæ, (Fam.)	ib.	coprinus	ib. Arachnides, <i>Lam. Latr.</i> 117
Aphis, <i>Linné</i>	62	depressus	ib. Arachnoïdea, anatom.
——, Natural History		erraticus	ib. view of the 75
of the	ib.	funetarius	ib. Arachnoïda, classifi-
APIIS		fœdatus	ib. eation of the 117
Absinthii	394	fœtens	ib. ——— for the micro-
Aceris platanoides	395	Fossor	ib. scope 118, 333
Acetosæ	394	*globosus	190 Araignée à croix 127
Alni	ib.	granarius	368 ——— fourmi 130
Atriplicis	395	hæmorrhoidalis	ib. ARANEA
Avenæ sativæ	394	humeralis	ib. *aquatica 125
Betulæ	ib.	ictericus	ib. *Diadema 127
Brassicæ	ib.	inquinatus	ib. domestica 124, 360
Bursaria	395	luridus	ib. *erythrina 122
Capræ	394	mordarius	ib. *extensa 127
Cracæ	ib.	obscurus	ib. *Listeri 129
Dauci	ib.	pusillus	ib. *obscura ib.
Fabæ	395	rufipes	180, 368 *opilionides 126
Fagi	394	scutator	368 *phalangioides ib.
Fraxini	ib.	sordidus	ib. *Pluchii ib.
Jacæ	ib.	subterraneus	ib. *saccata 129
Juniperi	ib.	*sulcicollis	190 *scenica 130
Lactucæ	ib.	Sus	368 *senoculata 122
*lanigera	232	terrestris	ib. Araneadæ, (Fam.) 120
Leucanthemi	395	testudinarius	ib. ———, observations
Ligustici scotici	ib.	turpis	ib. on the, by Sir J.
Lychnidis	ib.	unicolor	ib. Banks 120

<i>Arches moth, barred</i>	400	Aselle d'eau douce	110	ATTUS	
——, <i>black</i>	246, 397, 431	ordinaire	ib.	formicarius	130
——, — <i>l.</i>	397	Asellidæ (Fam.)	ib.	ATYPUS	
——, <i>least black</i>	386	Asellus, <i>Oliv.</i>	106	*Sulzer	122
——, <i>buff</i>	251, 433	ASELLUS		Sulzeri	122, 387
——, <i>dark</i>	400	aquaticus	110	Auchenia hirta	196
——, <i>gray</i>	ib.	*vulgaris	ib.	merdigera	211
——, <i>light</i>	419	Asilici, <i>Latr.</i>	294	August, Calendar for	428
——, <i>red</i>	248, 399, 418	Asilidæ, (Fam.)	294	——, employment for	315
——, <i>silvery</i>	419	ASILUS		AUTALIA, <i>Leach</i>	177
ARCOPAGUS		crabroniformis	72, 294, 414	AXIUS	
bullifer	178, 375	ASIRACA		Stirynchus	95
clavicornis	375	clavicornis	230, 380	Bacca, <i>Fabr.</i>	299
glabricollis	178, 359	Astacidæ, (Fam.)	94	BADISTER	
ARCTIA		ASTACUS		bipustulatus	147, 364
Caja	248, 418	*astacus	95	BAETIS	
— <i>l.</i>	398	*atomos	106	bioculata	259, 410
Chrysorrhœa	248, 398, 418	*Bamffius	93	BAGOUS, <i>Germ.</i>	204
lubricipeda	248, 398	Gammarus	95	BALANINUS	
— <i>l.</i>	431	*grossipes	105	atramentarius	391
Mendica	248, 382	*homarus	92	Cerasorum	ib.
Menthrastris	ib.	*Locusta	102	fasciatus	ib.
papyritia	248, 398	*marinus	95	fructuum	ib.
— <i>l.</i>	431	*Norwegicus	96	Gladus	ib.
phæorrhœa	248, 398, 431	*serratus		longimanus	ib.
plantaginiis	248, 398	*strigosus	93	maculatus	377, 391
— <i>l.</i>	382	ASATA	276	murinus	391
russula	248, 398	Astatus, <i>Klug.</i>	267	Nacum	203, 377
salicis	248, 398, 418	Astomata, <i>Dumeril</i>	301	Pomorum	391
V. nigra	431	ATELECYCLUS		rubellus	ib.
villica	248, 398	heterodon	83	semicylindricus	ib.
— <i>l.</i>	382	ATHALIA		stygius	ib.
Arctiadæ, (Fam.)	248	annulata	264, 411	tenuirostris	ib.
<i>Argent and Sable moth</i>	404	centifolia	411	Tortrix	377
<i>Argus butterfly, Scotch</i>	240	Rosæ	264, 411	Tremulæ	ib.
—— <i>wood</i>	2341	spinarum	ib.	Banchus, <i>Fabr.</i>	269
ARGYNNIS		ATHANAS		Banks, Sir Jos. obser-	
Adippe	237, 416	nitescens	99	vations on the	
— <i>l.</i>	380	ATHERIX		Araneadæ	120
Aglæa	237, 416	maculata	294, 414	<i>Barred red</i>	404
— <i>l.</i>	380	Atopa cervina	162	—— <i>straw moth</i>	422
Lathonia	237, 380, 416	ATROPOS		—— <i>yellow moth</i>	ib.
Paphia	237, 416	lignaria	261, 427	<i>Baumannian Tortrix</i>	385
— <i>l.</i>	380	ATTAGENUS		<i>Break or rostrum</i>	29
ARGYRONETA		Pellio	182, 375	<i>Beauty, bordered</i>	423
aquatica	125, 360	serra	389	——, <i>brindled</i>	253, 371
ARMADILLO-		Atte pare	130	——, <i>Brixton</i>	439
vulgaris	112, 358	ATFELABUS		——, <i>Camberwell</i>	238
Arpactus, <i>Jurine</i>	276	*Coryli	54, 201	——, <i>Lilac</i>	424
<i>Arrach moth</i> ,	251, 401, 439	curculionides	201, 376	——, <i>marbled</i>	251, 422
Artus, <i>the members</i>	33	*formicarius	165	——, <i>minor</i>	420
		*melanurus	156	——, <i>mottled</i>	403
		*mollis	166		

- Beauty, light mottled* 423
 ———, *oak* 253, 363, 403
 ———, *pale oak* 403
 ———, *tawny* ib.
 ———, *willow* 422
Bed bug 62
Bee (Apis) 69
 ———, *humming bird*
 ———, *broad bordered* 244,
 397
 ———, *narrow bordered* ib.
Belle moth 404
 ———, *lesser* 407
 ———, *straw* 433
 ———, *yellow* 424
Bembidion, Latr. 148
BEMBIDIUM
acutum 364
agile 358
bipunctatum 387
crucigerum 361
Ephippium ib.
flavipes 148, 361, 373,
 428
Guttula 361
littorale 365
pallipes 373
pœcillum 443
properans ib.
puncticolle 361
4-guttatum 364
rufipes 361
Spencii 442
Bergmannian Tortrix 436
BERIS
clavipes 372
nigritarsis 291, 372
BEROSUS
luridus 186, 362
BERYTUS
tipularius 222, 394, 438
Bethylus, Panz 274
Betony moth, water 252,
 370, 399
Birch, gray 384
 Birds, feathers of, for
 the microscope 333
Bird's-wing moth 252, 399
BISTON
Betularia 253, 403
hirtaria 253, 371
hispidaria 360
pedaria 363
prodromaria 253, 363
Bitoma unipunctata 208
BITURUS
fumatus 374
tomentosus 170, 374
Blackamoor moth 401
Black beetle 61
Black-neck m. 433
Black-veined m. 404
Black waved h. m. ib.
BLAPS
lethifera 389
mortisaga 59, 192, 369
 Blapsidæ, (Fam.) 192
Blastus 88
tetraodon ib.
BLATTA
livida 380
orientalis 61
BLEDIUS, Leach 174
BLETHISA
multipunctata 152, 365
 Blood, in small fish,
 an object for the
 microscope 333
Blood-vein moth, large 424
 ———, *small* ib.
Blossom Underwing 363
Blotchback, brown 436
 ———, *silver* 335
 ———, *tawny* 436
 ———, *triple striped* 386
Blue, azure 242, 381, 430
 ———, *Bedford* 242, 381,
 417
 ———, *chalk-hill* 241, 417
 ———, *Clifden* 241, 381,
 430
 ———, *common* ib.
 ———, *l.* 370, 417
 ———, *large* 417
 ———, *mazarine* 242, 381,
 417
 ———, *studded* 242, 417
 ———, *l.* 370
Body (corpus) 344
Boletaria, Marsh. 207
quadripustulata ib.
BOLILOPHAGUS
Agaricola 194, 390
BOLITOBIVS, Leach 176
BOMBUS
agrorum 414
Albinella 437
BOMBUS
Barbutella 414
Beckwithella 413
Burrellana 414
campestris 372
Cullumana 414
Curtisella ib.
Derhamella ib.
Donovanella ib.
flavicollis 428
floralis 413
Fosterella 414
fragrans 437
Francillonana 413
Francisana 414
Harrisella ib.
hortorum ib.
Jonella ib.
lapidaria ib.
Latreillilla 437
Leeana 414
Incorum 437
Muscorum 413
pratorum 387
Raiella 414
Rossiella ib.
rupestris ib.
Schrimshirana ib.
Sorensis ib.
subinterruptus 372
subterranea 414
sylvarum 437
terrestris 288, 428
Tunstallana 414
vestalis ib.
virginalis 428
 Bombycidæ (Fam.) 245
 Bombycites, Latr. 245
 Bombyliaria, Latr. 295
 Bombylidæ (Fam.) 295
BOMBYLIUS
major 72, 295, 372
medius 372
minor 428
Bombyx, Hubner 246
antiqua 431, 439
cæruleocephala 431
 ———, *l.* 382
cassinea 439
 ———, *l.* 382
 *compressus 254
coryli 250 370, 418
coryli l. 382, 439

Bombyx
 *curtula 247
 ——— *l.* 439
 • Dodonæa 399
 • gonostigmata 418, 432
 • Quercea 399
 *reclusa 247
 ——— *l.* 439
 • Roboris 399, 439
 Bombyx Quercus, cu-
 rious account of 315
 Bones, calcined, for
 the microscope 333
 Bonnet's experiments
 on the antennæ
 of insects 22
 Bondershoff's experiments
 on the antennæ
 of insects *ib.*
Border, small blue 434
 ———, *clouded* 385, 423
 ———, *lace* 424
Bordered, black 403
 Bostrichus Typogra-
 phus 205
 cylindricus 206
 Bostricidæ, (Fam.) 205
 Bostricini, *Latr.* *ib.*
Bot-fly, method of de-
positing its eggs 59
Bots of horses 70

BOTYS
 anguinalis 427
 angustulus 426
 ——— *ib.*
 arcualis *ib.*
 atralis *ib.*
 cespitalis 427
 cineralis 408
 cingulalis 427
 cucullatalis 425
 elutalis 426
 ferrugalis 426
 flavalis *ib.*
 forficalis *ib.*
 glabralis *ib.*
 hybridalis 425, 456
 hyalinalis 426
 Lemnata 425
 limbalis 426
 literalis 425
 longalis 426
 lutcalis *ib.*
 nebulalis *ib.*

BOTYS
 nivealis 408
 Nymphæata 426
 ochrealis 426
 ostrinalis 427
 Porphyrialis *ib.*
 Potamogeta 426
 pulcalis *ib.*
 punicealis *ib.*
 purpuralis 255, 386
 Sambucata 426
 sericealis *ib.*
 sordidalis 427
 S ratiotalis 425
 strigulalis 386
 terminalis 426
 tetragonalis 436
 urticata 426
 verbascalis *ib.*
 verticalis *ib.*
 Box, pocket collecting 308
 Braces, their use 309
 BRACHINUS
 crepitans 154, 373
 Brachypterus, *Klug.* 170
 Brachyrinus argen-
 tatus 202
 Brachyura, (Order) 82
 BRACON
 Desertor 270, 412
 BRANCHIOPODA
 stagnalis 81
 Brecht, *Pectus* 31
 Breeding cages 309
 ———, the most con-
 venient size of 310
 ———, deal, objec-
 tionable 309
 Bremus, *Jurine* 287
 BREPH, *Hüb.* 252
 Brephos, *Och.* *ib.*
Brick-moth 441
Bright-eye brown line 421
Brimstone, b. 236, 395, 429
ib. ———, *m.* 371, 405, 434
Brindle, clouded 419
 ———, *slender-cl.* *ib.*
 ———, *small-cl.* 401
 ———, *clouded bor-*
dered 252, 419
 ———, *dark* 371
 ———, *forked-striped* *ib.*
 ———, *pale* 365

Brindle, small 360
Brindled, dusky 426
 ———, *white* 408
 ———, *barred yellow* 371
Broad-barred Tortrix 441
Brocade, beautiful 400
 ———, *dark* *ib.*
 ———, *great* 419
 ———, *light* 400
 ———, *pa e-shoulder-*
ed 400
Broom moth 250, 251, 401
 ——— *l.* 283
 ——— *Tip* 384
 BROSCUS
 cephalotes 153, 365
Brown-bar, great 251, 403
Brown, butterfly, blackspot
 242, 381, 417
 ——— *l.* 370, 396
 ———, *meadow* 240, 396
 ———, *small meadow* 240
 ———, *white-spot* 242, 417
 ———, *moth, marbled* 399
 ———, *lunar marbled* *ib.*
 ——— *l.* *ib.*
 ———, *pale shining* 400, 419
Brown-eye bright tine 383
Brown tail mo. 248, 431
 ——— *l.* 398
BrownTinea, clouded 360
Brown bordered Tor. 364
 Bruchelæ, *Latr.* 199
 Bruchidæ, (Fam.) *ib.*
 BRUCHUS
 ater 360
 Pisi 53, 200, 376
 seminarius 390
Brussels Lace m. 424
 BRYAXIS
 fossulata 375
 læmatica 359
 impressa 179, 375
 Juncorum 367
 longicornis 179, 367
 sanguinea 367
 BUCENTES
 cinerens 298
Buff, clouded 243, 398
 ———, *crested* 425
 ———, *small-dotted* 403
 ——— *Tip* 247, 398
 ——— *l.* 439

<i>Bull-rush moth</i>	251, 492	CALANDRA		CANCER	
BUPALUS		granaria	204, 362	*grossimanus	103
pinarius	253	lignaria	562	*grossipes	105
Buprestidæ (Fam.)	160	CALATHUS		*hirtellus	86
Buprestis, <i>Ge.-ff.</i>	144	cisteloïdes	152, 361	*horridus	90
BUPRESTIS		littoralis	387	*incisus	86
biguttata	58, 160, 388	melanocephalus	561	*latipes	84
*emarginatus	160	CALEPTERYX		*littoreus	102
*minuta	ib.	Iudovicia	410	*Locusta	104
viridis	160, 588	Virgo	259, 410	*nitescens	99
<i>Barnet, five-spotted</i>	397	CALLIANASSA		*Norwegicus	96
—, <i>six-spotted</i>	245, 397	subterranea	94	*Mænas	84
— <i>moth</i>	403	CALLIDIUM		*Maja	89, 90
<i>Burnished brass</i>	250, 403	*Arietis	210	*marmoreus	85
—, <i>scarce</i>	403	bajulum	392	*palmatus	103
<i>Button Tortrix, Bay-</i>		violaceum	210, 392	Pagurus	85
<i>shouldered</i>	359	CALLIGUS		*pedatus	105
—, <i>dark-streaked</i>	435	Mulleri	79	*personatus	83
Butterflies, method of		CALLIMORPHA		*Phalangium	91
arranging	322	Dominula	248, 398	*Phasma	106
—, method of set-		— <i>l.</i>	382	*platycheles	92
ting	320	fuliginosa	399	*puber	84
Byrrhi, <i>Latr.</i>	182	Jacobæa	248, 399	*rubicatus	104
Byrrhidæ (Fam.)	182	— <i>l.</i>	431	*rugosus	93
BYRRHUS		Rosca	248, 399, 418	*Saltator	102
dorsalis	367	CALLISTUS		*scorpio	90
fasciatus	362	lunatus	150	*sedentarius	101
murinus	367	CALOBATA		*spinosus	102
Pilula	50, 182, 362	filiformis	299	*squilla	98
*Scrophulariæ	182	CALOSOMA		*squinado	89
semistriatus	360	Inquisitor	146, 387	*stagnalis	81
varius	367	Sycophanta	146, 387	*strigosus	93
BYTHINUS		Camphor, crystals of, for		*subterraneus	94
Curtisii	178, 389	the microscope	337	*tetraodon	88
securiger	373	— necessary for ca-		*tuberosus	91
<i>C. white, B.</i>	417	linets	312	*velutinus	84
— <i>l.</i>	396	<i>Campion-moth,</i>	251, 420	Canceridæ (Fam.)	85
CÆLIOXYS		CAMPTECOPEA		Cantharidæ	197
conica	285, 428	hirsuta	107	Cantharis, <i>Linné,</i>	56,
<i>Cabbage-moth,</i>	400, 419,	CANCER		163, 164, 196	
432		*angulatus	87	CANTHARIS	
Cabinet for insects, form		*araneus	89	*ænea	165
of a	310	*articulosus	103	*biguttata	56
Cabinet, method of ar-		*aspera	88	*fusca	56, 164
ranging insects in	322	*Astacus	95	*serraticornis	163
—, number of draw-		*Bernhardus	92	vesicatoria	198, 390
ers for a	310	*biaculeatus	88	CAPRELLA	
Cabinets must be kept		*bipes	100	Phasma	105
dry	311	*Bufo	89	Caprelladæ (Fam.)	ib.
— should be well		*cassivelaunus	83	CAPSUS	
camphored	312	*corrugatus	85	ater	222, 380
—, small, recom-		*erangon	96	ruficollis	394
mended	311	*Dorsettensis	90	spissicornis	ib.
		*Gammarus	95, 110	Caput the head	21, 342

Carabidæ (Fam.)	144	CARCINUS		CASSIDA	
Carabus, <i>Linn.</i>	59	Mænas	84	splendidula	378
CARABUS		<i>Carpenter, the, or mil-</i>		*viridis	211
*arcnarius	146	lipede		Catalogue of insects,	
arvensis	387			bow formed	323
*aterrimus	151	CARPELIMUS, Kir.	174	CATERETES	
catenulatus, 145,	146,	<i>Carpet, Autumn</i>	44	bipostulatus	366
	360	—, <i>beautiful</i>	404	rufilabris 170,	366
	153	—, <i>beech-green</i>	434	Caterpillars all hatch-	
*cephalotes	156	—, <i>blue bordered</i>	404	ed from eggs	40
*chrysostomus	152	—, <i>blunt-ang'ed</i>	405	— change their	
*cinctus	ib.	—, <i>broken barred</i>	406	colour after moulting	41
*cistelloides	364	—, <i>cha'k</i>	424	— change their	
clathratus	146	—, <i>cloaked</i>	406	skin	40
*complanatus	154	—, <i>common</i>	385, 454	—, method of	
*crepitans	155	—, <i>degenerate</i>	454	collecting	307
*Crux-minor	153	—, <i>February</i>	360	—, time for col-	
*cuprens	145	—, <i>flame</i>	424	lecting	315, 316
*cyaneus	155	—, <i>Galium</i>	405	—, each kind	
*cyanocephalus	154	—, <i>garden</i>	384	should be kept	
*depressus	175	—, <i>gray</i>	422	by themselves	310
*dimidiatus	155	—, <i>green</i>	404	—, method of	
*distans	151	—, <i>insulated</i>	371, 385	preserving	318
*festivus	150	—, <i>large</i>	433	CATOPS	
*gibbus	ib.	—, <i>least</i>	406	*brevicornis	169
*gibbosus	387	—, <i>lesser satin</i>	402	chrysomeloides	366
glabratus	146	—, <i>marbled</i>	424, 435	*elongatus	168
*granulatus	ib.	—, <i>brown-marbled</i>	384	nigricans	366
*hortensis	154	—, <i>common-marbled</i>	ib.	sericeus	163, 366
*humeralis	145	—, <i>dark marbled</i>	424	Cauda, <i>the tail</i>	33
*intricatus	373	—, <i>yellow-marbled</i>	384,	—, discrimination	
intricatus	152		435	of the	343
*leucothalmus	150	—, <i>oblique</i>	434	CECIDOMYIA	
*lunatus	146	—, <i>red-green</i>	443	lutea	291, 387, 437
*monilis	375	—, <i>rufous</i>	405	Cemonus unicolor	278
monilis	443	—, <i>sandy</i>	406	Centris, <i>Fabr.</i>	235
morbillosus, 146,	364,	—, <i>scorched</i>	404, 434	Cephaleia, <i>Jurine</i>	267
	443	—, <i>sharp-angled</i>	424	Cephaloculus, <i>Lam.</i>	81
*multipunctatus	151	—, <i>short-barred</i>	424	Cephalotes, <i>Bonelli</i>	153
nemoralis 145,	360	—, <i>twin-spot</i>	424	CEPHUS	
nitens	150	—, <i>waved</i>	384	pygmaeus	267, 412
*pilicorais	156	—, <i>water</i>	371	Cerambycini, <i>Latr.</i>	209
*pumicatus	145	—, <i>wood</i>	423	CERAMBYX	
*rostratus	149	CASSIDA		*ædilis	ib.
*secalis	150	cruentata	378	*arcuatus	55
*sex-punctatus	147	equestris	211, 378	*Arietis	210
*spinibarbis	175	maculata	52, 429	*coriarius	203
*staphylionoides	154	marcida	378	*lineato-collis	209
*Striola	153	*murræa	52	moschatus	55, 209, 392
*tenuis	151	nebulosa	429	*nebulosus	209
*vestitus	151	nobilis	378	*oculatus	ib.
violaceus 145,	360	Spergulæ	416	*Textor	55, 209
*vivalis	152	similis	378	*violaceus	210
*vulgaris	251				
CARADRINA, <i>Och.</i>					

CERASTIS, <i>Och.</i>	252	CHERMES		CHRYSIS	
CERATINA		Retulæ Alni	231	bidentata	68, 412
cærulea	283, 413	<i>Chesnut moth</i>	252, 440	cyanea	412
CERATOPHYTUM		——, <i>barred</i>	421	effulgens	ib.
Latreillii	161, 429	——, <i>bearded</i>	440	fulgida	ib.
CERCERIS		——, <i>dark bearded</i>	ib.	ignita	272, 412
quadricinctus	279, 413	——, <i>pale bearded</i>	ib.	*Panzeri	272
CERCOPIIS		——, <i>black</i>	ib.	Stroudera	412
sanguinolenta	231, 394	——, <i>dark</i>	ib.	CHIRYSOMELA	
Cercus rufilabris	170	——, <i>floated</i>	ib.	aucta	369
CERCYON		——, <i>iron</i>	ib.	Banksii	213, 379
laterale	362	——, <i>marbled</i>	443	Betulæ	379
melanocephalum	188, 362	——, <i>netted</i>	440	*Boleti	194
minutum	ib.	——, <i>red</i>	363	*buprestoides	185
quisquillum	ib.	——, <i>veiny</i>	440	*caraboides	195
simile	ib.	<i>Chevron moth</i>	384	*ceramboides	ib.
sordidum	ib.	Cheyletidæ, (Fam.)	133	*cerviua	162
terminatum	ib.	<i>Chi moth</i>	251, 452	clavicornis	379
unipunctatum	188, 362	CHILOCORUS		*coccinea	215
Cereopidæ, (Fam.)	230	bipustulatus	393, 438	coriaria	53, 369
CERIA	297	Cacti	215, 458	10-notata	393
CEROPALES		4-verrucatus	393, 438	10-punctata	ib.
maculata	275	Chilognatha, Order	113	*elongata	165
Cerophytum Elate-		<i>Chimney-sweeper, loop-</i>		fastuosa	392
roides	161	<i>ing</i>	406	fulgida	416
CERURA		——'s <i>boy</i>	409	Goëtingensis	369
bifida	393	<i>China-mark, beautiful</i>	426	Graminis	392
Furcula	248, 418	——, <i>garden</i>	425	hamoptera	379
—— <i>l.</i>	439	——, <i>gold</i>	426	*halensis	212
Minax	398	——, <i>large</i>	ib.	*hemisphærica	163
Vinnlia	248, 382	——, <i>lettered</i>	425	*hirta	196
—— <i>l.</i>	431	——, <i>ringed</i>	ib.	Hyperici	379
CERYLON		——, <i>rusty</i>	426	Hypochæridis	ib.
bipunctatum	391	——, <i>small</i>	425	limbata	369
dermestoides	ib.	——, <i>straw</i>	426	litura	213, 362
histeroides	206, 391	——, <i>small straw</i>	ib.	lurida	393
CETONIA		CHIRONOMUS		marginella	213, 369
aurata	192, 375	plumosus	290, 387, 437	marginata	393
—— <i>l.</i>	362	CHILÆNIUS		*mcdigera	53, 211
*fasciata	191	festivus	151, 361	*oleracea	212
CHALCIS		<i>Chocolate T p</i>	370	pallida	379
clavipes	271, 412	—— <i>l.</i>	439	polita	369
CHELIFER		——, <i>small</i>	382	Polygoni	ib.
fasciatus	119	—— <i>l.</i>	439	Populi	379
Geoffroyi	358	CHOLEVA		*quadripunctata	214
Hermanni	ib.	agilis	366	quinquejugis	379
Latreillii	ib.	*brunnea	169	sanguinolenta	369
Muscorum	372	oblonga	168, 365	*sericea	213
CHELOSTOMA		<i>Christiernian Tortrix</i>	407	staphylea	369
florisomne	284, 413	Chrysididæ, (Fam.)	271	*Tanaceti	53, 212
<i>Chequered, dark</i>	441	Chrysidides, <i>Latr.</i>	ib.	tenebricosa	369
Chermes, <i>Linne</i>	63	CHIRYSIS		*testacea	212
Betulæ	231	affinis	412	Tremulæ	379
		*aurata	272	unicolor	393

CHRYSOMELA		CIMEX		———, <i>rufous</i>	421
<i>varians</i>	416	* <i>acuminatus</i>	221	<i>Ciear-under-wing</i>	397
<i>Vitellinæ</i>	393	* <i>bidens</i>	ib.	<i>Clearwing, black ♂</i>	
Chrysomelidæ (Fam.)		<i>lectularius</i> , 62, 223, 394		<i>white bordered</i>	397
211		* <i>marginatus</i>	222	———, <i>currant</i>	ib.
Chrysomelinæ, <i>Latr.</i> ib.		* <i>prasinus</i>	221	———, <i>flame-tipped</i>	
CHRYSOPA		* <i>stagnorum</i>	224	<i>red bordered</i>	418
<i>alba</i>	410	* <i>tipularius</i>	222	———, <i>red-bellied</i>	417
<i>capitata</i>	ib.	* <i>tipuloides</i>	223	———, <i>six-bellied</i>	397
<i>fulvocephala</i>	ib.	Cimicidæ, (Fam.)	223	———, <i>yellow-legged</i> ib.	
<i>Perla</i>	260, 410	Cimicides, I. 1. <i>Latr.</i>	224	———, <i>yellow-tailed</i> ib.	
<i>reticulata</i>	410	———, I. 2. <i>Latr.</i>	ib.		
CHRYSOPS		———, H. <i>Latr.</i>	ib.	CLEPTES	
<i>cæcutiens</i>	293, 414	<i>Cinnabar moth</i>	248, 399	<i>aurata</i>	412
CHRYSOTOXUM.		——— I.	431	<i>semi-aurata</i>	271, 412
<i>arcuatum</i>	297, 415	Cinthia <i>Cardui</i>	238	Clerus * <i>formicarius</i>	165
CICADA		CIONUS		* <i>mollis</i>	166
<i>Anglica?</i>	229	<i>bipustulatus</i>	391	CLITELLARIA	
* <i>cornuta</i>	231	<i>Hortulanus</i>	ib.	<i>Ephippium</i>	292, 414
* <i>sanguinolenta</i>	ib.	<i>immunis</i>	378	CLIVINA	
<i>viridis</i>	61	Scrophulariæ	203, 391	* <i>arenaria</i>	153
Cicadaræ I. <i>Latr.</i>	229	<i>Thapsi</i>	ib.	<i>Fossor</i>	153, 361
Cicadaræ II. <i>Latr.</i>	230	Ciron de la Gule	133	* <i>gibba</i>	154
Cicadiadæ (Fam.)	229	CIS		<i>sanguinea</i>	365
Cicindela, <i>Oliv.</i>	156	<i>bidentatus</i>	391	CLEON	
CICINDELA		<i>Boleti</i>	206, 378	<i>pallida</i>	259, 410
* <i>aquatica</i>	148	<i>concinus</i>	391	CLOSTERA, <i>Hoffm.</i>	247
<i>caupestis</i> , 57, 144, 360		Cisidæ, (Fam.)	206	<i>curtula</i>	370
<i>Germanica</i>	144, 387	Cistela, <i>Marsh.</i>	183	<i>reclusa</i>	382
<i>hybrida</i>	ib.	———, <i>Oliv.</i>	162	<i>Clithes moth</i>	249
<i>sylvatica</i> , 57, 144, 387		CISFELA		<i>Cloud, silver</i>	382
Cicindelidæ (Fam.)	144	* <i>angustata</i>	168	<i>Clouded yellow B.</i> , 236, 395	
CILEX		<i>castanea</i>	390	———, <i>pale</i>	236, 429
<i>compressa</i> , 254, 385, 435		<i>ceramboides</i>	193, 390	<i>Clover moth, marbled</i>	252, 422
CILISSA		<i>fulvipes</i>	ib.	CLUBIONA	
<i>tricincta</i>	281	<i>fusca</i>	ib.	<i>atrox</i>	124
CILLENUS		<i>humeralis</i>	ib.	<i>lapidicola</i>	123, 360
<i>lateralis</i>	148, 373	<i>murina</i>	375	<i>Nutrix</i>	124, 415
CIMBEX		<i>nigra</i>	369	Clypeus, <i>shields of the</i>	
<i>annulata</i>	427	<i>sulphurea</i>	195, 390	<i>mouth</i>	30
<i>10-maculata</i>	ib.	CIXIUS		CLYTHRA	
<i>europæa</i>	262, 427	<i>nervosus</i>	280, 380	<i>4-punctata</i>	214, 393
* <i>fasciata</i>	263	CLADIUS		<i>tridentata</i>	393
* <i>femorata</i>	262	<i>difformis</i>	266, 412, 427	CLYTUS	
<i>Griffinii</i>	427	CLAVELLARIA		<i>Alni</i>	392
<i>humeralis</i>	ib.	<i>Amerinæ</i>	411	<i>arcuatus</i>	ib.
* <i>læta</i>	263	<i>marginata</i>	263, 411	<i>Arietis</i>	210, 392
<i>maculata</i>	427	Clavicera, <i>Walck.</i>	283	<i>mysticus</i>	392
* <i>marginata</i>	263	<i>ib.</i>	35	Cnemidotus, <i>Illig.</i>	157
* <i>sericea</i>	ib.	<i>Clay moth, bright-eyed</i>	421	Coccidæ, (Fam.)	233
<i>varians</i>	427	———, <i>dotted</i>	423	COCCINELLA	
		———, <i>ingrailed</i>	421	<i>bis-6-guttata</i>	393
		———, <i>purple</i>	433	* <i>Caeti</i>	215

COCCINELLA		<i>Cock Roach</i>	61	CONOCEPHALUS	
conglobata	393	<i>Codlin Tortrix</i>	425	viridissimus	218, 433
conglomerata	ib.	Coleoptera, <i>Linn.</i>	47, 216	CONOPS	
dispar	359	— <i>Marsh.</i>	216	aculeata	293, 415
12-punctata	438	— characters of		macrocephala	72
globosa	362, 438	— the order	158	Conopsarii, <i>Latr.</i>	298
hieroglyphica	393	— classification		Conopsidæ (Fam.)	ib.
humeralis	359	— of the order	143	Convex glasses, table	
impustulata	393	— method of ar-		of the powers of	325
insciabilis	359	— ranging	322	<i>Copper, common</i>	396, 430
lateralis	393	— method of pre-		—, <i>large</i>	241, 417
mutabilis	429	— serving & setting	319	—, <i>mudde</i>	430
19-punctata	438	— open winged,		—, <i>purple-edged</i>	241, 430
oblongo-guttata	369	specimens how		—, <i>scarce</i>	241
ocellata	393	set	ib.	—, <i>small</i>	241, 370
13-guttata	362, 393	COLLETES		<i>Copper Underwing</i>	432
5-punctata	393, 435	fodiens	427	Copridæ, (Fam.)	188
14-guttata	52, 393	succincta	280, 437	COPRIS	
14-pustulata	393	COLIAS		lunaris	188, 363
7-punctata	215, 359	Edusa	236, 429	Coprophagi, I. <i>Laur.</i>	188
16-guttata	438	Hyale	236, 395, 429	—, II. <i>Latr.</i>	159
13-punctata	ib.	Colours	343	CORDULEGASTER	
11-punctata	393	COLOCASIA (<i>O. h.</i>)	250	CORDULIA	
22-punctata	362, 393,	Colydium frumenta-		ænea	258, 410
	438	rium	208	annulata	258, 410
variabilis	359	COLYMBETES		Cereidæ, (Fam.)	221
Coccinellidæ, (Fam.)	215	abbreviatus	373	CORETHRA	
COCCUS		agilis	429	euculiformis	290, 387,
Abietis	395	bipunctatus	359		457
Aceris	ib.	bipustulatus	ib.	COREUS	
Alni	ib.	colconatus	388	hirticornis	394
Betulæ	ib.	collaris	373	marginatus	222, 380
Cacti	63, 233	conspersus	ib.	rhomboideus	394
conchiformis	395	fenestratus	383	Corise, <i>Geo.</i>	229
Capræ	ib.	fontinalis	415	Corisidæ, I. <i>Latr.</i>	220
Carpini	ib.	fuliginosus	443	—, II. <i>Latr.</i>	ib.
Coryli	ib.	maculatus	158, 373	CORIXA	
catafractus	ib.	notatus	373	affinis	229, 363
Fragariæ	ib.	oblongus	388	coleoptrata	228, 363
fuscus	ib.	obscurus	373	dorsalis	ib.
Mespili	ib.	politus	365	fos-arum	ib.
Oxyacanthæ	ib.	striatus	158, 365	Geoffroyi	229, 363
Persicæ	ib.	uliginosus	359	lateralis	223, 363
Phalaridis	ib.	vitrens	388	stagnalis	ib.
Pilosellæ	ib.	<i>Comma, B.</i>	238	striata	ib.
polonichus	ib.	Commons, near Lon-		Cork for drawers, the	
Quercus	ib.	don	313	finest and best	311
Salicis	ib.	Comparative anatomy,		Corking drawers, the	
Serratulæ	ib.	object of	74	method of	ib.
Tiliæ	ib.	Cona, <i>Schel.</i>	300	<i>Coronet meth.</i>	250, 400
Ulm	ib.	CONOCEPHALUS		—, <i>marked</i>	251, 400
Uva-ursi	ib.	griseus	416	COROPHIUM	
variegatus	ib.	varius	416	longicorne	105
Cochineal, how made,	63	verrucivorus	433	Corpus, <i>the body</i>	344

Corticaria frumentaria	208	CRAMBUS		Crustacea for the microscope	78, 333
oblonga	ib.	Rosea	408	CRYPTOCEPHALUS	
taxicornis	207	sanguinea	386, 437	bilituratus	393
Corylus Avellana, various experiments on the farina of	335	striga	437	Coryli	ib.
CORYNETES		CRANGON		flavilabris	ib.
*ruficollis	166	vulgaris	96	labiatus	ib.
CORYSTES		CRASPEDOSOMA		lineola	53, 393
cassivellanus	83	polydesmoides	114, 358	marginellus	393
*dentatus	ib.	Raulinsii	ib.	Moræi	ib.
Corytidæ, (Fam.)	82	CRATERINA		nitens	ib.
COSMIA, Hüb.	252	Hirundinis	503, 415	pusillus	ib.
COSSONUS		<i>Cream-wave, broad-striped</i>	384	*quadripunctatus	214
hypolencus	416	—, dwarf	405	sericeus	213, 393
linearis	204, 369	—, lesser	423	6-punctatus	393
COSSUS		—, pale	384	similis	ib.
Ligniperda	246, 397	CREOPHILUS, Kirby	172	CRYPTOPHAGUS	
Coxa	34	Crepuscularia, (Sect.)	243	cellaris	169, 429
Crab, common	85	<i>Crescent</i>	420	*crenatus	169
—, Hermit	92	—, beautiful	371	denticulatus	429
—, King	89	—, green-brindled	439	hirtus	ib.
—, Old Man's face	83	—, l.	401	pallens	389
—, Soldier	92	<i>Crimson and Gold</i>	336	phæorrhæus	438
—, Thornback	89	<i>Crimson-speckled</i>	439	Populi	429
CRABRO		<i>Crimson Underwing</i>	250	ruficollis	438
cribarius	278, 413	—, dark	422	serratus	429
*lunatus	252	—, lesser	ib.	Typhæ	ib.
Crabronidæ, (Fam.)	278	—, light	ib.	CRYPTOPTS	
Crabronites, Latr.	ib.	Crioceridæ, (Fam.)	211	hortensis	116, 358
CRÆSUS		Criocerus, Marsh.	162	Savignii	358
septentrionalis	266, 412	CRIOCERIS		CRYPTORHYNCHUS	
Cranbites, Latr.	254	Asparagi	378	assimilis	377
CRAMBUS		*caraboides	195	canescens	378
acinacidea	409	cyabella	392	contractus	377
arborum	408	12-punctata	ib.	dentatus	ib.
Cardui	ib.	flavicollis	ib.	Erysimi	203, 391
carnea	ib.	*flavipes	212	globosus	377
caudea	409	melanopa	416	horridus	ib.
cespitis	408	merdigera	211, 392	inflexus	378
consorta	ib.	*nigricornis	212	Lapathi	377
culmorum	ib.	puncticollis	416	leucogaster	ib.
cultrea	409	subspinosa	392	Lythri	ib.
falsa	437	Crocisa atra	286	melanorhynchus	378
geniculea	408	Crustacea, anatomical		melanostictus	377
gigantea	ib.	view of the	75	obstrictus	ib.
hortorum	ib.	—, history	76	ovalis	ib.
ocella	364	—, method of		pleurostigma	ib.
pascua	437	collecting	516	phæorhynchus	ib.
petrificia	408	—, method of		ptinoides	ib.
Pineti	255, 408	preserving	ib.	Quercicola	ib.
pinguinialis	255	—, pins used for	309	ruber	378
Pratorum	408	—, writers on the	76	sulculus	377
		—, classification of	78	Urticæ	ib.
		the	78	viduus	ib.

- Cryptus, *Fabr.* 269
CRYPTUS
 **furcatus* 264
 **Irrorator* 270
 pallipes 411
 Villersii 264, 411
 Crystals, method of
 obtaining, for the
 microscope 337
 — of Camphor ib.
 — of Salt ib.
 — of Silver ib.
CTENOPHORA
 atrata 291, 387, 437
CUCULLIA, Schrank. 252
CULEX
 pipiens 71, 290, 359
CURCULIO
 **Alismatis* 204
 **Alni* 203
 argentatus 202, 377
 **aterrimus* 204
 **binodulus* ib.
 cnides 377
 **Coryli* 201
 **Equiseti* 204
 **Germanus* 208
 **granarius* 204
 **hispidulus* ib.
 **incanus* 205
 **linearis* 204
 **lineatus* ib.
 Mali 377
 **niger* 204
 **nigrorostris* 205
 **nitens* 54
 **Nucum* ib.
 oblongus 377
 **parallelopedos* 204
 **Pini* 202
 Pyri 54, 390
 **ruficollis* 199
 **Scrophulariæ* 54, 203
 sericeus 377
 **sulcirostris* 204
 **triguttatus* ib.
 unifasciatus 377
 Curculionidæ, (Fam.) 200
 Curculionites, *Latr.* ib.
 Cuvier's distribution
 of Animals 75
 Cyamus *Ceti* 106
CYCHRUS
 rostratus 145, 353, 378
CYCLOPS, Geoff. 81
 **quadricornis* ib.
CYDNIUS
 oleraceus 221
 Cymindis, Gyll. 154
CYMINDIS
 humeralis 154, 361
CYMODICE
 truncata 108
 Cymothæa serrata ib.
CYMOTHOA
 Cestrum 109
 Cymothodæ, (Fam.) 107
CYNIPS
 capræa 271, 412
 **Quercus folii* 67, 270
 **scutellaris* 270
 Cynipsera, Latr. ib.
 Cynipsidæ, (Fam.) 270
CYPHA, Kirby 176
CYPRIS
 conchæa 80
 Cyphon hemisphæri-
 cus 163
 pallidus 162
 Cypris pubera 80
CYTHERE
 viridis 81
 Dacne humeralis 169
 Dacus, Fabr. 299
 Dagger moth, autum-
 nal 443
 —, *dark* 400
 —, *light* ib.
 —, *March* 364
 —, *scarce* 400
DAPHNIA
 Pulex 80
 Dark Tawny 399
 Dart Moth, archers 421
 —, *black* 402
 —, *brindled* ib.
 —, *broad-veined* 402
 —, *chainshot* ib.
 —, *dark* ib.
 —, *double* 251, 421
 —, *garden* 421
 —, *lineolated* ib.
 —, *necklace* 420
 —, *pectinated* 402
 —, *pitchy* 421
 —, *pupilled* ib.
 —, *rufous* 251, 421
 —, *shuttle-shaped* 433
 Dart moth, square-spot 421
 —, *striped square-sp.* ib.
 —, *stout* 423
 —, *wedge barred* 421
 —, *white line* ib.
DASCILLUS
 cervinus 162, 388
 Dasychira, Hüb. 246
 Dasy-poda, Illg. 283
DASYPODA
 plumipes 280, 437
DASYPOGON
 punctatus 295, 414, 428
DASYTES
 æneus 374
 ater 164, 374
 cæruleus 388
 flavipes ib.
 viridis ib.
 Day moth, drab 443
 —, *resy* 560
 December, Calendar
 for 443
 —, employment
 for 316
 December moth 444
 Definition of Insects 21
DEILOPHILA, Och. 243
DELPHAX clavicornis 230
DEMETRIAS
 atricapilla 156, 358
 monostigma 156, 365
DENDROPHILUS
 punctatus 184, 375
DEPORÆUS
 Betulæ 201, 376
 Dermaptera, charac-
 ter of the order 139
 —, classification
 of the 216
Dermestes, Geoff. 185
Dermestes, Thunb. 207
DERMFESTES
 **adstrictor* 183
 **Boleti* 206
 **Calthæ* 214
 **cellaris* 169
 **Fungorum* ib.
 lardarius 181, 367
 **marg'natus* 207
 murinus 48, 389
 **Pellio* 182
 **ruficollis* 166
 **Scarabæoides* 187

DERMESTES		<i>Dismal moth</i>	420	DRASSUS	
*scolytus	48	<i>Diarna</i> (Sect.)	234	lucifuge	123
tessellatus	375	<i>Dig's-tooth moth</i>	419	melanogaster	123, 360
*Typographus	205	DOLERUS		Drawers of a cabinet,	
*unda.us	182	Gonagra	265, 412	the size, &c.	310
Dermestidæ, (Fam.)	181	opacus	ib.	— method of	
Dermestini, <i>Latr.</i>	ib.	DOLICHURUS		corking	311
<i>Desfontainian Tortrix</i>	435	ater	275, 413	— method of pa-	
<i>Dev moth</i>	418	DOLOMEDES		pering	ib.
DEXAMINE		mirabilis	129, 372	DORILUS	
spinosa	102	Dolychopodæ	294	flavescens	163, 388
<i>Dial Tortrix</i>	364, 441	Dolychopodes, <i>Latr.</i>	ib.	<i>Drinker moth</i>	418
<i>Diamond-back, testa-</i>		DOLYCHOPUS		— l.	398
<i>ceous</i>	456	nobilis	294, 414	DROMIUS	
<i>Diamond sp t</i>	456	BONACIA		linearis	358
DIANOUS, <i>Gyll.</i>	173	*Equiseti	211, 392	punctomaculatus	ib.
Diaperidæ, (Fam.)	193	fasciata	378	pusillus	ib.
DIAPERIS		fusca	ib.	quadrimaculatus	155, 358
Boleti	194, 389	Hydrocharis	ib.	rufescens	ib.
aliena	389	linearis	ib.	DRUSILLA, <i>Leach</i>	177
Dictyoptera, charac-		melanocephala	ib.	Dryops, <i>Oliv.</i>	185
ters of the order	139	micans	211, 378	DRYPTA	
—, classification	219	Nymphææ	378	emarginata	156, 373
Digger, use of the	508	palustris	ib.	DYNAMENE, <i>Leach</i>	108
Diinera, <i>Latr.</i>	177	Sagittariæ	ib.	DYSCHIRIUS	
Dimerosomata, char-		simplex	211, 378	gibbus	152, 358
acters of the order	118	vittata	378	DYSDERA	
—, classification		*Zostera	211, 392	erythrina	122
of the	119	Donovan's method of		Dyticidæ, (Fam.)	156
Dimorpha, <i>Hüb.</i>	247	preserving spi-		DYTIUS	
Dimorpha, <i>Jurine</i>	276	ders	317	circumflexus	159, 359
DINARDA, <i>Leach</i>	177	DOROS		marginalis	ib.
DINETUS		coupeus	297, 415	punctulatus	359
pictus	277, 413	DOSYTHEUS		Dytis clavicornis	158
DIOTRIA		Eglanteriæ	265, 412	Dytiscus, <i>Linn.</i>	58
Celandica	295, 414	Junci	ib.	*confluens	158
Diplolepariæ, <i>Latr.</i>	270	<i>Dot moth,</i>	400	*crassicornis	ib.
Diplolepidiæ, (Fam.)	ib.	—, red	440	*Hermanni	157
DIPLOLEPIS	427	—, rusty	426	*minutus	158
Quercus folii	270, 412	—, straw	ib.	*ovatus	157
Diptera, <i>Linne</i> 70, 289, 302		<i>Dotted, curve</i>	364	*paraplurus	159
—, characters of		— border	363	*sparsus	158
the order	139	<i>Double-blotched, black</i>	441	*sulcatus	159
—, classification		<i>Double line moth</i>	422	*Volckinari	185
of the	289	—, scolloped	423	<i>Dun-bar</i>	433
—, method of ar-		<i>Double lobed</i>	420	<i>Dwarf, barred</i>	425
ranging	322	<i>Double-striped</i>	427	<i>Ear moth, golden</i>	433
—, method of		<i>Double-moth, daric</i>	370	<i>Early moth</i>	559, 360
preserving	321	—, ferrugineous	371	<i>Earwig</i>	60
Diraphia, <i>Illig.</i>	232	—, twin-spotted	370	EBALIA	
Directions for the mi-		<i>Drab Tortrix, lesser</i>	386	Pennantii	91
croscope	323	—, spotted	ib.		
Dircæa, <i>Fabr.</i>	195	DRASSUS			
		ater	123, 360		

Echimuthus		ELATER		ENDROMIS	
cyanocephalus	155	4-pustulatus	388	versicolor	247, 370
ECHINOMYIA		riparius	ib.	— <i>l.</i>	398
grossa	301, 428	ruficollis	ib.	ENGIS	
Edge, black-striped	436	rufipennis	ib.	ferruginea	443
Edriophthalma, (Leg.)	100	rufipes	ib.	humeralis	169, 374, 443
Eels in paste, how ob-		sanguineus	57, 388	rufifrons	374, 443
tained for the mi-		securuber	162	Entomology, its ad-	
croscope	334	sputator	373	vantage to the	
Egger moth	247	tessellatus	ib.	man of science	17
—, grass	382	thoracicus	388	—, a neglected	
—, large	418	unicolor	373	science	ib.
—, <i>l.</i>	398	vittatus	388	Entomon, Klein	106
—, oak	438	Elateridæ, (Fam.)	161	—, hieroglyphi-	
—, <i>l.</i>	392	ELODES		cum	110
—, small	360	*hemisphærica	163	Entomotraca, charac-	
—, <i>l.</i>	398	melanura	373	ter and classifica-	
Eggs of Insects	38	mollis	ib.	tion of the subcl.	73
—, how		nigricans	ib.	EPAPHIUS	
preserved	318	pallida	162, 373	secalis	149
ELAMPUS		Eledona Agaricola	194	EPEIRA	
Panzeri	272, 412	ELONIUM, Leach	175	Diadema	127, 423
ELAPHRUS		Elophilus, Meig.	297	EPEOLUS	
riparius	148, 361	Elophorus, Fabr.	186	variegatus	286, 428
uliginosus	364	Elytra or wing-cases	37	EPHEMERA	
Elater, Rossi	185	—, how discrimi-		*diptera	259
—, Linn.	57, 161	nated	345	vulgata	65, 259, 410
ELATER		Emerald m., blotched	423	Ephemericidæ, (Fam.)	259
æneus	162, 373	—, common	404	Ephemerinæ, Latr.	ib.
balteatus	373	—, grass	424	Ephippium, Latr.	292
bipustulatus	388	—, small grass	383	EPOMIS	
*buprestoides	160	—, large	253, 422	cincta	151, 387
castaneus	161	—, light	422	ERASTRIA, Och.	252
castanipes	373	—, little	383	Erax, Scopoli	294
cupreus	388	—, small	424	ERIOGASTER	
*cyaneus	57, 162	Emperor, Purple <i>l.</i>	239,	lanestris	247, 360
cylindricus	388	—, <i>l.</i>	417	— <i>l.</i>	398
*dermestoides	183	—, moth	246, 381,	Populi	247, 444
ephippium	388	—, <i>l.</i>	381	Eriops, Klug	283
ferrugineus	161, 388	EMPHYTUS		ERIOSOMA	
holosericeus	373	ceria	265, 412	Mali	292, 380
lineatus	ib.	cinctus	ib.	Eriothrix, Meig.	301
longicollis	388	succinctus	412	ERISTALIS	
marginatus	162, 373	tibialis	265, 412	Narcissi	297, 415
mesomelus	373	Empidæ, (Fam.)	295	ERISTHETUS, Knoch	174
metallicus	388	Empides, Latr.	ib.	Ermine moth,	248, 382
minutus	373	EMPIS		—, buff	248, 398
murinus	162, 365	Borealis	295, 414	— <i>l.</i>	431
niger	373	pennipes	72, 414	—, Thistle	408
nitidulus	361	EMUS, Leach	172	—, water	248, 398
obscurus	365	Endomychidæ, (Fam.)	215	— <i>l.</i>	431
pectinicornis	388	ENDOMYCHUS		Erotyla, Hib.	252
Pomonæ	ib.	coccineus	215, 379	Erotylidæ, (Fam.)	214
præustus	ib.				

- EUCERA
longicornis 287, 413
- EUCLEIDIA, *Hüb.* 252
- EUPLECTUS
Reichenbaehii 178, 375
- EUPLOCAMUS
Guttella 249
- EURYDICE
pulchra 109
- EURYNOME
aspera 88
- EVANIA
appendagaster 268, 412
- Evaniadæ*, (Fam.) 268
- Evaniales*, *Latr.* *ib.*
- Evodia calendarum* 280
- Exorista*, *Meig.* 301
- Exotic specimens of
 Insects, why re-
 jected 322
- Eyes of Insects 21
- Fabricius's Classes of
 Insects 44
- Fabricius's System uni-
 versally rejected 46
- FALAGRIA, *Leach* 177
Fanfoot moth,
—, clay *ib.*
—, common 385, 423
—, small 407
- February, Calendar
 for 360
*—, employ-
 ment for* 314
- Feelers or Palpi 29
- Feet, *Tarsi* 34
- Femur, the thigh
*—, discrimination
 of the* 347
- FENUSA
pumila 265, 411
Fern moth 384
- Fern, time for collect-
 ing Insects from 316
- Festoon m.* 418, 432
- FIGITES
scutellaris 270
- Figure of S m.* 431
— l. 382
- Filicornis, (Sect.) 260
- Fish, scales of, for the
 microscope 333
- Flame m.* 399 422
- Flat body, common* 437, 443
- FLATA
**nervosa* 230
reticulata 230, 380
Flounted rosy 406
- Fly, house 71
- GENUS
Jaenator 268, 412
- Footman moth, black* 418
—, common 431
—, dun *ib.*
—, feathered 442
—, four-spotted 249, 399
—, four-spot, small 418
—, four-spot, yellow 431
—, orange 399
—, straw-coloured 431
- Four-spotted moth* 403
- FORBICINA
polypoda 140, 360
- Forbicine, Geoff.*
cylandrique 140
- Forceps, their use 308
- Forester Sphinx* 397
- FORFICULA
auricularia 60, 216, 379
borealis 426
**gigantea* 217
**minor* 216
**neglecta* *ib.*
Fork-barred m. 441
- FORMICA
fusca 559
herculeana 69, 273, 359
nigra 359
rufa *ib.*
- Formicadæ*, (Fam.) 272
- Formicariæ*, *Latr.* *ib.*
- Forskülian Tortrix* 426
- Forsterian Tortrix* 407
- Fox moth* 398
- Fringe, red* 385
- Fritillary, dark green* 237,
 416
— l. 380
*—, Duke of Burgun-
 dy* 237, 380
—, Glanville 237, 396
— l. 369
—, greasy 237, 380
— l. 369
—, Heath 237
—, high brown 237, 416
—, l. 380
—, pearly lord. 237, 396
- Fritillary, pearly border
 likeness* 237, 380
—, Queen of Spain 237,
 380, 416
—, silver-washed 237,
 416
—, l. 380
- Frons, the Front* 30
- Frosted orange m.* 252, 402
- Fulgora, Latr.* 230
- Fumaria plumistrea* 409
- Furbelow, flame* 432
- GALATEA, *Fabricii* 93
rugosa 93
spinigera *ib.*
squamifera *ib.*
- Galateadæ* (Fam.) 92
- Galathea Bamffia* 93
longipeda *ib.*
rugosa *ib.*
spinigera *ib.*
squamifera *ib.*
strigosa *ib.*
- Galea* 28
- GALERUCA
calmariensis 378
Caprææ *ib.*
Cratægi *ib.*
**nigricornis* 212
Nymphææ 378
Tanaceti 212, 378
**testacei* 212
Viburni 392
- Galinsecta, Latr.* 233
- GALLERIA
alvearia 255, 436
cerea 436
- Galls, how formed 67
- GAMMARIDÆ, (Fam.) 101
- GAMMARUS
aquaticus 103
eamptolops 104
Locusta *ib.*
marinus 103
**Pulex* *ib.*
**rubricatus* 104
- Gammase des Coleo-
 ptères* 131
- Gammasidæ*, (Fam.) *ib.*
- GAMMASUS
coleopratorum 131, 364
marginatus 364

Gasterophilus Equi, method of depo- siting its eggs	39	GEOMETRA		GEOMETRA	
GASTEROPHILUS		caesiata	360	fuliginaria	404
Equi	302, 437	candidulata	384	fulvata	422
Hemorrhoidalis	437	carbonaria	406	fumaria	371
veterinus	428	carpinaria	441	fuseo-undata	423
GASTROPACHA		Centaureata	405	Galiata	405
Pinus	418	centum-notata	348, 435	gilvata	433
quercifolia	247, 418	cervinata	371	glarearia	406
— l.	382	Chærophyllata	406	Grossulariata	424
Gatc-keeper, b.	240	Chenopodaria	404, 435	hastata	404
GEBA		citraria	424	heparata	405
Deltaura	94	clathrata	384, 423	hexapterata	406
Genera founded on a consideration of every character	45	clavaria	442	illunaria	371
— of Linné	47	comma-notata	384, 435	illustraria	383, 385, 406
— synop- tical view of the	73	comitata	423	imitaria	424
— why	73	congeneraria	371	immanata	ib.
— given	45	connectaria	442	immolata	423
— of plants com- pared with insects	46	consignata	423	implicaria	404
—, Spence's ob- servations on the necessity of new	ib.	consobrinaria	403	impluviata	405
GEOMETRA		consonaria	384	inæquaria	406
abbreviata	405	consortaria	403	incanata	434
abietaria	363	conversaria	433	incompletaria	444
Absinthiata	405	costastrigata	423	inornata	423
adustata	404, 434	costovata	384	insolata	371, 385
advenaria	404	Cratægaria	371, 406, 434	Julitaria	424
Æscularia	363	Crepuscularia	424	Juniperata	441
albicillata	404	dealbata	404	lactata	384
albulata	434	decolorata	406	lævigata	435
Alchemillata	405	defoliaria	442	leucophearia	360
Alniaria	434	degenerata	434	Lichenaria	424
amataria	423	dentistrigata	371	lignata	434
angularia	434	derivata	405	limbaria	423
angustata	435	destrigaria	423	linariata	406
apriciaria	423	didymaria	423	linearia	404
apteria	444	dilitata	434, 443	lineolata	405
arenosaria	383	dimidiata	434	liturata	434
Atomaria	405	ditaria	423	lividata	405
aversata	423, 441	dolabraria	253, 403	luctuaria	363
badiata	371	dubitata	384, 435	lunaria	253, 404
berberata	405	duplicata	405	luteata	384
biangulata	406	elatata	424	maculata	ib.
bidentaria	371, 404	elinguaria	434	margaritaria	422
bilineata	405	elongata	385	marginata	385, 423
bimaculata	384	emarginata	423	marmorata	424
bipunctaria	424	ericetaria	441	miata	441
brumaria	359, 443	erosaria	441	multistrigata	363
		Euphorbiata	385	munitata	405
		extensaria	424	nassata	ib.
		fasciaria	404	negricaria	360
		favillaciaria	405	notata	385
		ferrugaria	383	ocellaria	383, 435
		fimbriata	434	ocellata	405, 434
		floct-lactata	384	olivaria	434
		fluctuata	384	omicronaria	383, 435

GEOMETRA		GEOMETRA		GEOPHILUS	
orbicularia	404	sambucaria	424	electricus	372
osseata	405	sexalisata	434	longicornis	116, 358
paludata	424	simulata	405, 441	maritimus	358
pantaria	ib.	singulariata	406	subterraneus	116, 358
Papilionaria	422	sinuata	422	Geotrupidæ (Fam.)	189
pendularia	383, 435	spartiata	443	Geotrupini, <i>Latr.</i>	
pennaria	445	spinaciata	405	GEOTRUPES	
perfuscata	384	striaria	383	niger	362
petrata	ib.	strictaria	363	politus	362
Pinaria	404	strigilata	423	puncticollis	362
plagiata	441	suberaria	403	stercorarius	189, 362
plumbaria	404	subfulvata	434	sylvaticus	368
plumbeolata	385	subfuscata	385	vernalis	369
Populata	422	sublactata	384	GERRIS	
prasinaria	424	subsericeata	423	paludum	224, 369
prænotata	384	subtristata	385, 434	*vagabundus	223
primaria	359, 360	subroseata	423	GIBBIUM	
procellata	424	sucenturiata	423	Scotias	180, 367
propugnata	ib.	suffumata	371	sulcatus	367
prospariaria	442	sylvata	384	<i>Gipsy Moth</i>	247, 431
Prunaria	403	sylvaticata	423	Glæa, <i>Hüb.</i>	252
prunata	434	Syringaria	424	Glasses, method of	
psittacata	445	tersata	384	computing the	
pullaria	434	testata	ib.	magnifying power	
pulveraria	404	Thymiaria	404	of convex	324
punctaria	383, 435	Tiliaria	434	Glomeridæ (Fam.)	113
punctata	405	trepidaria	404	GLOMERIS	
punctularia	384	trigeminata	385	*borde	113
pusaria	383	trigonata	434	marginata	113, 358
pusillata	385	trimaculata	406	Glossata, <i>Fabr.</i>	220
putataria	385	ulmata	404	<i>Glow worm</i>	55, 163
Pyraliata	405	unangulata	424	Guaphosa, <i>Latr.</i>	123
quadrimaculata	371	undulata	406	<i>Gnat</i>	71
quadrifasciaria	423	unidentaria	404, 433	<i>Goat Moth</i>	246, 397
Quercinaria	434	unifasciata	454	<i>Gold Fringe</i>	427
remutata	441	unilobata	405	<i>Gold Spangle</i>	403
repandaria	403	V. atra	423	<i>Gold spot Moth</i>	250, 433
respersaria	404	V. nigraria	424	———, <i>l. and p.</i>	422
rectangulata	406	varieta	422	GOMPHOCERUS	
retata	385	Vauaria	404	rufus	219, 458
Rhamnata	384	venosata	405	GOMPHUS	
rhomboidaria	422	vernaria	383	vulgatissimus	258, 410
rivulata	405	vetulata	406	GONEPTERYX	
Roboraria	403	viretata	371	Rhamni	236, 395, 429
roseidaria	406	viridaria	404	GONOPLAX	
rotundaria	383	virgulata	423	bispinosa	87
rubidata	422	vitalbata	384	GONYPES	
rubiginata	404, 434	Voluntaria	424	tipuloides	295, 428
rufata	384	vulgata	405	<i>Goose-egg Moth</i>	254, 385,
rufifasciata	363	Geophilidæ (Fam.)	116		435
ruptata	406	GEOPHILUS		GORTYNA, <i>Och.</i>	252
rusticata	406	acuminatus	116, 358	GORYTES	
Salicaria	383	carpophagus	116, 428	quinquecinctus	276

<i>Gothic Moth</i>	401	GYRINUS		HALTICA	
——, <i>feathered</i>	420	villosus	159, 373	ochroleuca	379
——, <i>bordered</i>	420	Gyrodroma, <i>Klug</i>	284	oleracea	212, 378
GRAPHIPHORA, <i>Hüb.</i>	251	Habitats of Insects	347	orbiculata	ib.
		HADENA, <i>Sch ank</i>	251	picina	379
<i>Grass wave, m. larger</i>	406	HÆMATOPINUS		Pseudacori	ib.
——, <i>lesser</i>	404	Suis	143	4-pustulata	ib.
<i>Grayling, b.</i>	417	HÆMATOPOTA		ruficornis	ib.
Grease from insects,		pluvialis	293, 414, 428	rufipes	ib.
method of remov-		Hair for the microscope		semianca	ib.
ing	320			striata	ib.
<i>Green, black-sprigged</i>	435,	<i>Hair-streak, black</i>	241, 417	suturalis	ib.
	441	——, l.	417	tabida	ib.
——, <i>bordered</i>	407	——, <i>brown</i>	241, 433	testacea	212, 379
——, <i>brindled</i>	370, 442	——, l.	396	transversa	379
——, <i>frosted</i>	251, 370,	——, <i>green</i>	241, 381	Verbasci	ib.
	401	——, l.	417		
——, <i>marbled</i>	251, 401	——, <i>purple</i>	241, 417	HARCIMUM	
——, <i>Pea</i>	425	——, l.	396	Inquisitor	210, 392
——, <i>scaly</i>	435			HARPALUS	
——, <i>tri-coloured</i>	441	HALIPLUS		apricarius	361
<i>Green-shaded</i>	407	assimilis	565	aulicus	387
<i>Grey, blotch-backed</i>	436	elevatus	157, 373	azureus	365
——, <i>bordered</i>	441	ferrugineus	157, 365	bicolor	ib.
——, <i>brindled</i>	384	flavicollis	ib.	bizonatus	ib.
——, <i>early</i>	370	impressus	ib.	erythropus	ib.
——, <i>mottled</i>	363, 436	lineatocollis	ib.	ferrugineus	ib.
——, <i>poplar</i>	382	obliquus	ib.	Germanus	387
——, <i>short-barred</i>	436	ruficollis	ib.	obscurus	361
——, <i>smoky</i>	408	Hallomenus micans	195	*prasinus	151
——, <i>yellow-stigmæd</i>	372	Halteres, <i>Poisers</i>	37, 349	ruficornis	149, 365
		HALTICA		tibialis	387
Gryllidæ (Fam.)	218	æneo-fusca	379	Hamuli	349
Gryllides, <i>Latr.</i>	217	ærata	ib.	Haustellum	29, 349
GRYLLOTALPA		affinis	ib.	<i>Hawk-moth, convolvulus</i>	
vulgaris	217, 369	atricilla	ib.	——, 244,	438
Gryllus campestris	218	aurata	ib.	——, <i>death's head</i>	244,
flavipes	5	Brassicæ	ib.	——, 442	
Gryllotalpa	217	Centaureæ	378	——, l.	433
rufus	219	concinna	379	——, <i>elephant</i>	64, 243,
subulatus	219	cyanea	ib.	——, 396	
viridissimus	218	Ericæ	392	——, l.	430
GRYPHUS, <i>Germ.</i>	204	exoleta	379	——, <i>scarce E.</i>	397
Gula, <i>the Throat</i>	36	femoralis	ib.	——, <i>small E.</i>	243, 381
GYMNOSOMA		flexuosa	ib.	——, <i>spotted E.</i>	244,
rotundata	301, 488	fuscipes	ib.	——, 397	
Gyrinidæ (Fam.)	159	Helxines	ib.	——, <i>scarce-spotted</i>	
GYRINUS		Hyoscyami	ib.	E.	244
æneus	365	Mercurialis	392	——, <i>Yellow-spotted</i>	
elongatus	373	Modeeri	379	E.	430
marinus	ib.	nemorum	ib.	——, <i>eyed</i>	243, 381
minutus	ib.	nigricollis	ib.	——, l.	430
*Moderii	159	nigro-ænea	ib.	——, <i>Humming-bird,</i>	
Nاتور	49, 159, 361	nitidula	ib.	244, 370, 397	
		nodicornis	ib.		

<i>Hawk-moth, humming-</i>		HELOPHILUS		HERMINIA	
<i>bird, l.</i>	363	<i>pendulus</i>	415	<i>achatalis</i>	406
<i>—, Lime</i>	243, 381	<i>tenax</i>	297, 387	<i>albigstrigalis</i>	424
<i>—, l.</i>	430	<i>Helophoridae (Fam.)</i>	185	<i>angustalis</i>	ib.
<i>—, p.</i>	359	HELOPHORUS		<i>barbalis</i>	385, 424
<i>—, pine</i>	244, 397	<i>Fennicus</i>	362	<i>Bombycalis</i>	425
<i>—, poplar</i>	243, 396,	<i>griseus</i>	ib.	<i>colonalis</i>	407
	430	<i>nubilus</i>	186, 362	<i>crassalis</i>	406
<i>—, l.</i>	458	<i>stagnalis</i>	186, 360	<i>derivialis</i>	407
<i>—, privet</i>	244, 397	HELOPS		<i>dimidiatus</i>	435
<i>—, l.</i>	431	<i>lanipes</i>	194, 390	<i>flamealis</i>	406
<i>—, sharp-winged</i>	430	<i>violaceus</i>	362	<i>memoralis</i>	407
<i>—, silver-line</i>	243, 396	<i>Hemerobiadae (Fam.)</i>	260	<i>obscuralis</i>	ib.
<i>Hazel-moth, scolloped</i>	371,	<i>Hemerobini, Latr.</i>	260	<i>pinguinalis</i>	424
	404	<i>Hemerobius, Linn.</i>	66	<i>proboscidalis</i>	253, 406,
<i>Hazel Tortrix</i>	425	HEMEROBIUS			435
Head of Insects	21, 342	<i>affinis</i>	410	<i>rostralis</i>	406
<i>Heart and Club m.</i>	402	<i>Beckwithii</i>	ib.	<i>Salicalis</i>	407
<i>—, brindled</i>	ib.	<i>decussatus</i>	ib.	<i>socia</i>	ib.
<i>—, brown</i>	251, 402	<i>irroratus</i>	ib.	<i>tarsicrinalis</i>	ib.
<i>Heart and Dart m.</i>	402	<i>lutescens</i>	ib.	<i>vittalis</i>	385, 406
<i>Heart-moth</i>	383	<i>memoralis</i>	ib.	HESPERIA	
<i>Heath B, large</i>	417	<i>nervosus</i>	ib.	<i>Comma</i>	242, 430
<i>—, l.</i>	396	<i>obscurus</i>	ib.	<i>Linea</i>	242, 417
<i>—, scarce</i>	ib.	<i>*Perla</i>	260	<i>Malvæ</i>	242, 381
<i>—, small</i>	240, 396, 430,	<i>Pini</i>	410	<i>Panicus</i>	243, 381
	438	<i>punctatus</i>	ib.	<i>Sylvanus</i>	242, 381, 417
<i>—, l.</i>	381	<i>variegatus</i>	260, 410	<i>Tages</i>	242, 381
<i>Heath-moth, black</i>	406	Hemiptera, <i>Linne</i>	61, 217,	Hesperidae (Fam.)	242
<i>common</i>	405		219	<i>Hesperides, Latr.</i>	ib.
<i>latticeed</i>	384, 423	<i>—, characters of</i>		HETERO CERUS	
<i>light</i>	406	<i>the order</i>	139	<i>marginatus</i>	185, 367
<i>netted</i>	385	<i>—, classification</i>		<i>Heteromera (Sect.)</i>	192
<i>yellow</i>	406	<i>of the</i>	220	<i>Heteropoda, Latr.</i>	127
Heaths, best time for		<i>—, method of ar-</i>		<i>Highflyer M. July</i>	424
collecting insects		<i>-ranging</i>	322	<i>—, May</i>	405
on	313	<i>—, method of pre-</i>		<i>—, yellow-striped</i>	423
near London	ib.	<i>serving and set-</i>		HIPPARCHIA	
<i>Hebrew character m.</i>	370	<i>ting</i>	319	<i>Ægeria</i>	241, 369, 396,
<i>setaceous</i>	402	<i>Henops, Illig.</i>	296	<i>—, l.</i>	363, 381, 396
Hedges, insects how		<i>Hepa, Geof.</i>	225	<i>blandina</i>	240, 396
collected from	312	HEPIALUS		<i>Davus</i>	396
HEDYCHRUM		<i>Angulum</i>	397	<i>Galathea</i>	240, 417
<i>auratum</i>	272, 412	<i>fuscus</i>	381	<i>Hyperanthus</i>	240, 396
<i>regium</i>	412	<i>Hectus</i>	245, 397	<i>Janira</i>	ib. ib.
<i>Hellus sexpunctatus</i>	274	<i>Humuli</i>	ib. ib.	<i>Megæra</i>	240, 417, 430
<i>Heliocentis, Hüb.</i>	252	<i>lupulinus</i>	431	<i>—, l.</i>	381, 430
<i>Heliophila, Hüb.</i>	251	<i>Mappa</i>	245, 397	<i>Pamphilus</i>	240, 396,
<i>Heliophila, Klug</i>	287	<i>nebulosus</i>	381		438
HELIOTHIS, <i>Och.</i>	252	<i>obliquus</i>	ib.	<i>—, l.</i>	381, 430
<i>Helobium, Leach</i>	152	<i>Herald-moth</i>	371, 433	<i>Pilosella</i>	240, 396, 417
HELODES		HERIADES		<i>Polydama</i>	396
<i>Phellandrii</i>	213, 379	<i>campanularum</i>	428	<i>Semcle</i>	241, 417
<i>violacea</i>	379	<i>truncorum</i>	284		

HIPPARCHIA	<i>Hornet Sphinx</i> , l.	381	HYDROPHILUS	
Typhon	396	—, <i>bee</i>	245	*longipalpus 186
HIPPARCHUS		—, <i>lunar</i>	417, 442	*nitidus 187
papilionarius	253	<i>Hornet Wasp</i>	69, 280	*piceus 58
pruinatus	ib.	Howard's observations		*sordidus 186
HIPPOBOSCA		on the pollen of		*stagnalis ib.
*avicularia	303	plants	335	HYDROPORUS
equina	72, 302, 415	Huber's experiments		confluens 158, 361
*Hirundinis	303	on the antennæ of		depressus ib.
*ovina	ib.	queen bees	25	dorsalis 388
*vespertilionis	304	<i>Humming-bird H. M.</i>	244,	12-pustulatus 158, 361
Hippoboscidæ (Fam.)	302	—, l.	397, 421, 438	flavipes 388
HIPPOLYTE	varians 97			flexuosus 373
<i>Hista mutica</i>	53, 193	HYAS araneus	89	flaviatilis 365
HISTER		HYDATICUS		granularis 361
aeneus	389	Hybneri	159, 388	humeralis 365
2-maculatus	ib.	stagnalis	388	linnellus 361
*bipustulatus	184	transversalis	365	lituratus 365
cadaverinus	375	<i>Hydrachna, Fabr.</i>	157	melanocephalus 388
carbonarius	367	HYDRACHNA		planus 365
depressus	185	geographica	133, 364	trifidus 361
12-striatus	375	Hydrachnæ (Fam.)	133	unistriatus 365
*flavicornis	184	HYDRÆNA		HYDROUS
neglectus	367	Kugellani	186, 375	piceus 187, 359
nitidulus	184, 389	HYDROBIUS		<i>Hygrobia, Latr.</i>
parvus	184, 367	atricapillus	368	157
*picipes	184	bipustulatus	ib.	HYLÆUS
*punctatus	ib.	calconotus	ib.	annulatus 427
purpurascens	184, 367	fulvus	ib.	dilatatus ib.
*¼-maculatus	184	fuscipes	187, 367	florisomnus 284
4-notatus	367	griseus	368	quadri-cinctus 282
*semipunctatus	49, 184	marginellus	ib.	signatus 427
sinuatus	184, 367	melanocephalus	187,	HYLESINUS
speculifer	375		368,	crenatus 206, 391
stercorarius	367	minutus	368	*Scolytus 206
unicolor	184, 375	orbicularis	ib.	varius 378
virescens	389	seminulus	ib.	HYLOTOMA
Histeridæ (Fam.)	183	torquatus	ib.	*Angelicæ 264, 411
<i>Holly Tortrix, large</i>	436	HYDROCHUS		Berberidis 411
<i>Holmian Tortrix</i>	ib.	brevis	375	cærulea ib.
<i>Honey-moth</i>	ib.	cicindeloides	186	cærulescens ib.
<i>Honey-comb Moth</i>	ib.	crenatus	375	enodis ib.
<i>Hook, silver</i>	252, 403	elongatus	367	femoralis ib.
<i>Hooktip M. beautiful</i>	435	<i>Hydrocorisæ, Latr.</i>	225	furcata 264
—, <i>bordered</i>	385	Hydrometidæ (Fam.)	224	Klugii 411
—, <i>oak</i>	425	HYDROMETRA		pagana 411
—, <i>pebble</i>	254, 407	*paludum	224	pilicornis 264, 411
—, <i>scalloped</i>	254, 385,	*rivulorum	ib.	Rosæ 411
	441	stagnorum	224, 380	segmentaria ib.
<i>Hook-tipped, great</i>	407	Hydrophilidæ (Fam.)	186	Stephensii ib.
HOPLIA		HYDROPHILUS		ustulata ib.
pulverulenta	191, 389	caraboides	58, 187, 360	violacea ib.
<i>Hoplitis, Clair.</i>	157	*cicindeloides	186	HYLURGUS
<i>Hornet Sphinx</i>	245	*impressus	ib.	ater 391

HYLURGUS		<i>Incomplete moth</i>	444	IPS	
niger	391	<i>Inflata, Latr.</i>	296	4-pustulatus	170, 438
obscurus	ib.	Inflating caterpillars,		*Scolytus	206
Piniperda	205, 391	method of	318	*Typographe	205
Hymenoptera, <i>Linné</i>	66	<i>Ingrailed moth, large</i>	563	*Typographus	ib.
Hymenoptera, <i>Rossi</i>	288	—, <i>small</i>	424	<i>Iron, clouded</i>	425
—, character of		INO		ISSUS	
the Order	193	Statice	245, 397	coleoptratus	230, 380
—, classification		Insecta Ametabolia	138, 142	Julidæ (Fam.)	114
of the	262	Insecta Metabolia	138, 142	JULUS	
—, method of ar-		Insects, the most ex-		*complanatus	115
ranging	322	tensive of the ani-		Londinensis	358
—, method of pre-		mal kingdom	17	niger	ib.
serving	321	—, instructed by na-		*omnicoides	113
HYPERA, <i>Germar</i>	205	ture in disposing		*polydesmoides	114
HYPHYDRUS		their eggs	38	pulchellus	358
ovatus	157, 358	—, economy of	ib.	punctatus	ib.
Hypogymna, <i>Hub.</i>	246	—, mould on, how		pusillus	ib.
JÆRA		removed	311	sabulosus	114, 358
albifrons	110	—, method of col-		terrestris	358
JANIRA		lecting	312	July, Calendar for	415
maculosa	ib.	—, how found in		—, employment for	315
Jansen, the first in-		moss	314	IXODES	
venter of the mi-		—, method of pre-		Ricinus	132, 372
croscope	323	serving	318	Ixodiadæ (Fam.)	132
January, Calendar for	358	—, method of relax-		<i>Kentish Glory, m.</i>	247, 370
—, employment for	314	ing	321	—, <i>l.</i>	398
<i>Japan moths</i>	249	—, exotic speci-		<i>Kidary moth, double</i>	251, 370
<i>Jaspidiæ, Hub.</i>	250	mens, why reject-		—, <i>l.</i>	402
JASSA		ed	322	Kirby's remarks on the	
pulchella	105	—, method of arrang-		antennæ of the	
IASSUS		ing in a Cabinet	ib.	long-horned bees	24
interruptus	380	—, nature's favour-		— observations on	
Lanio	231, 350	ite productions	329	forming a System	45
viridis	380	— for the micro-		— observations on	
ICHNEUMON, <i>Linné</i>	67, 271	scope	ib.	the beauty of in-	
*Jaculator	268	—, Kirby, observa-		sects	329
Manifestator	68	tions on the beau-		<i>Kitten noth</i>	248, 418
Ichneumon manifes-		ty of	ib.	—, <i>l.</i>	439
tator, Mr. Mar-		—, Swammerdam's		<i>Knot-grass moth</i>	383
sham's observa-		method of dissect-		—, <i>common</i>	250
tions on	25	ing	331	—, <i>light</i>	400
Ichneumonidæ (Fam.)	268	—, parts of for the		—, <i>scarce</i>	ib.
Ichneumonides, <i>Latr.</i>	268	microscope	332	<i>Knot-horn, dotted</i>	407
IDOTEA		Journal, use of a	323	—, <i>double-striped red</i>	427
*aquatica	110	Ips, <i>Oliv.</i>	208	—, <i>mealy</i>	410
*hectica	107	IPS		LAËIA	
pelagica	106	*cellaris	168	minor	216, 379
Idoteadæ (Fam.)	ib.	ferruginea	374	LABIDURA	
INACHUS		*humeralis	169	gigantea	217, 393
Dorsettensis	89	*oblongus	208	Labrum	28
*Maja	90	*Piniperda	205	LACCOPHILUS	
*Scorpio	ib.	4-maculatus	374	hyalinus	158, 361

LACCOPHILUS	LASIOCAMPA	Lema meridigera	211
minutus 158, 361	neustria 398, 431	Lemur, <i>Hüb.</i>	251
<i>Lackey, barred tree</i>	Quercus 247, 418	<i>Leopard moth, wood</i>	246,
—, <i>l.</i>	—, <i>l.</i>		418
—, <i>ground</i>	Rubi 398	Lepidoptera, <i>Linn.</i>	64
<i>Lady Bird or</i>	Tifolii 247, 388	Lepidoptera, charac-	
<i>Lady Cow</i>	Lasis pilipes 287	ter of the order	139
LAGREA	Lasius, <i>Fabr.</i>	—, classification	
hirta 196, 375	Latreille's opinion on	of the order	234
LAMIA	the use of the an-	—, method of	
ædilis 209, 391	tennæ 26	nothing for	315
hispidata 392	LATRIDIUS	—, method of pre-	
minuta 369	impresus 369, 429	serving and set-	
nebulosa 209, 392	*minutus 207	ting	319
nubila 392	nigricollis 429	—, method of ar-	
oculata 209, 392	porcatus 207, 362	ranging	522
pilosa 392	ruficollis 369, 429	LEPISMA	
populnea 392	rugicollis 369	*polypoda 140	
præusta <i>ib.</i>	transversus 369, 429	saccharina 140, 364	
scalaris <i>ib.</i>	LATHROBIUM	Lepismadæ, (Fam.)	140
Sutor 416	dentatum 366	Leptis, <i>Fabr.</i>	293
Textor 209, 392	elongatum 172, 366	Leptoceridæ, (Fam.)	256
Lamp for microscope,	quadratum 366	LEPTOCERUS	
the best 326	Leach's Genera found-	interruptus 256, 386	
LAMPRIAS	ed on a considera-	Leptogaster, <i>Meig.</i>	295
chlorocephala 155, 373	tion of every cha-	Leptosoma, <i>Leach</i>	202
cyanocephala 155, 387	racter 45	LEPTURA	
LAMPYRIS	<i>Lead Tortrix, clouded</i>	affinis 392	
noctiluca, 56, 163, 388	LEBIA	apicalis 416	
*pusilla 163	*atricapilla 156	attenuata 392	
splendidula 56	Crux-minor 155, 387,	aurulenta <i>ib.</i>	
Lanes, insects how col-	4-maculata 155	collaris <i>ib.</i>	
lected in 512	<i>Lechean Tortrix</i>	elongata 210, 392	
<i>Laothœ, Fabr.</i>	407	femorata 392	
LAPHRIA	LEDRA	*Inquisitor, <i>Linn.</i>	211
294	aurata 231, 394	*—, <i>Latr.</i>	210
<i>Lappet moth</i>	Leuwenhoek's obser-	lævis 392	
—, <i>l.</i>	vations on the	livida <i>ib.</i>	
—, <i>Pine</i>	eyes of the Libel-	melanura <i>ib.</i>	
418	lula 21	meridiana <i>ib.</i>	
LARIA	Legs, <i>Pedes</i>	*micans 211	
fascelina 247, 418	33	nigra 392	
—, <i>l.</i>	Lehmann's experi-	Nymphææ 55	
pudibunda 247, 398	ments on the an-	quadrifasciata 55, 210,	
LARRA	tennæ of insects 23	411	
ichneumoniformis 277,	LEIODES	revestita 392	
413	humeralis 589	rufiventris <i>ib.</i>	
Larradæ, (Fam.)	picea 194, 389	sanguinolenta <i>ib.</i>	
Larratæ, <i>Latr.</i>	polita 389	sexguttata <i>ib.</i>	
LARUNDA, Ceti	ruficollis 390	6-maculata <i>ib.</i>	
Larva, or Caterpillar	LEISTUS	*simplex 211	
40, 349	brunneus 364	Lepturadæ, (Fam.)	210
LASIOCAMPA	caeruleus 147, 373, 438	LEPYRUS, <i>Germ.</i>	204
castrensa 431	Raulinsii 373, 438		
Cratægi <i>l.</i> 382, 438	rufescens 364		

LESTES		LIMNORIA		LITHODES	
autumnalis	259, 437	terebrans	109	*arctica	90
sponsa	410	Limonia, <i>Meig.</i>	291	Maja	90
LESTIVA		<i>Line moth, double</i>	251	LITHOSIA	
caraboides	367	Lingua, <i>the Tongue</i>	29, 319	aurantia	399
obscura	361	Linnean System of		complana	249, 431
punctulata	175	animals	23	eborina	418
<i>Letter 1 moth</i>	432	— System of Ento-		flava	431
<i>Letter, red</i>	372	mology not origi-		grammicus	442
LEUCANIA, <i>Och.</i>	251	nal	43	griseola	431
Leucosiadæ, (Fam.)	91	— System, observa-		irrorea	418
LEUCOTHOE		tions on the	ib.	luterella	431
articulosa	103	Linné's Order of In-		pulchella	439
LIBELLULA		sects	44	quadra	249, 399
*Boltonii	258	Linnean Genera, synop-		rubricollis	418
conspureata	386	tical view of the	73	LIVIA	
cancellata	410	Lip, upper	28	Juncorum	232, 394
depressa	257, 386	LIPARIS		LIXUS	
Donovani	427	dispar	240, 431	paraplecticus	202, 416
*forcipata	258	Monacha	240, 597, 431	productus	429
*grandis	ib.	—, <i>l.</i>	397	Lizards, scales of, for	
4-maculata	65, 386	LIPARUS		the microscope	333
scotica	410	Æcidii	391	<i>Lobster, common</i>	95
vulgata	ib.	Anglicanus	377	<i>Lobster moth</i>	247, 398
*vulgatissima	258	asper	369	—, <i>l.</i>	431
Libellula, number of		Coryli	377	LOCUSTA	
eyes in the	21	elevatus	ib.	flavipes	429
Libellulidæ, (Fam.)	257	Germanus	203, 391	migratoria	218
Libellulinae, <i>Latr.</i>	ib.	Ligustici	377	*viridissima	ib.
Light for the micro-		maritimus	391	Locusteriæ, <i>Latr.</i>	218
scope	323	maurus	ib.	Locustidæ, (Fam.)	218
LIGIA		niger	377	<i>Loeflingian Tortrix</i>	374
oceanica	111	obesus	ib.	<i>Log an Tortrix</i>	407
*Scopulorum	ib.	ovatus	ib.	LOMECHUSA	
Ligiadæ, (Fam.)	ib.	piceus	391	dentata	177, 375
Ligula	28	pilosulus	ib.	emarginata	ib. ib.
LIMENITIS		punctatus	377	<i>Long-Cloak Tortrix,</i>	
Camilla	240, 396, 417	raucus	ib.	—, birch	436
LIMNEBIUS		scabriculus	391	—, common	408
mollis	368	scabrosus	377	—, lesser	407
nigrinus	ib.	setosus	391	—, marbled	385
nitidus	187, 368	sexstriatus	369	<i>Long-horned</i>	436
LIMNEPHILUS		squamiger	ib.	<i>Looper, drab</i>	385
echinatus	386	subglobosus	377	LOPHYRUS	
griseus	ib.	subrotundus	391	Pini	267, 412
nervosus	ib.	sulcatus	377	rufus	412
radiatus	ib.	Vastator	369	LORICERA	
rhombicus	257, 386	Vau	377	ænea	150, 365
Striola	386	Liris, <i>Fabr.</i>	276	<i>Louse, body</i>	143
LIMNIUS		LITHOBIUS		—, crab	ib.
Volkhari	185, 375	forficatus	115, 358	—, head	143
LIMNOCHARES		variegatus	358	—, pigs	111
holosericea	133, 327	vulgaris	ib.	—, wood	ib.
		Lithodiadæ, (Fam.)	90	<i>Lover's Knot</i>	421

LOXOCERA		LYGÆUS		MALTHINUS	
Ichneumonia	299, 415	Hyoseyami	394	humeralis	374
Lucanidæ (Fam.)	192	micropterus	ib.	immunis	374
Lucanides, <i>Latr.</i>	ib.	nugax	ib.	MAMESTRIA, <i>Och.</i>	251
LUCANUS		LYROPS		Mandibulæ, <i>Mandibles</i>	28
Cervus	192, 389	tricolor	277, 413	Maniola, <i>Schrank</i>	240
*cylindricus	191	Lytta fusca	197	Mantle moth, <i>royal</i>	422
parallelepipedus	48	vesicatoia	59, 198	Maple Tortrix	407
Lundian Tortrix	407	Macbilis polypoda	140	Marble Tortrix, <i>barred</i>	425
LUPERUS		Macrocephalus latiro-		—, <i>hooked</i>	407
*cisteloides	168	tris	199	—, <i>retuse</i>	425
flavipes	212, 378	scabrosus	200	Marbled B.	240
rufipes	378	Macrochira, <i>Meig.</i>	300	Marbled Tortrix, <i>large</i>	425
Lutestrig moth, <i>lesser</i>	402	Macroglossa, <i>Och.</i>	244	March moth	363
—, <i>Poplar</i>	ib.	MACROGLOSSUM		March, Calendar for	360
LYCÆNA		Stellatarum	244, 370,	—, employment for	314
Adonis	241, 381, 430		438	Marsham's observa-	
Alsus	242, 381, 417	— <i>l.</i>	363, 397, 431	tions on the Ich-	
Argiolus	242, 381, 436	MACROPLEA, <i>Hoff.</i>	211	neumon Manifest-	
Argus	242, 417	MACROPODIA		tator	25
—, <i>l.</i>	370	Phalangium	91	Marshes near London	315
Arion	417	*longirostris	91	Marvel du Jour <i>m.</i>	370,
Artaxerxes	242, 417	Macropodiadæ, (Fam.)	90	—, <i>scarce</i>	383
Chryseis	241, 430	Macropus	ib.	Materials of insects,	
Corydon	241, 417	longirostris	91	an object of traffic	19
Cymon	242, 381, 417	Scorpie	90	Maxillæ	28, 350
dispar	241, 417	Macroura, (Order)	91	May, Calendar for	372
Dorylus	242, 381, 417,	MÆRA		—, employment for	315
—, <i>l.</i>	370	grossimana	103	Meadows, insects found	
Idas	242, 381, 417	MAGDALIS, <i>Germ.</i>	204	in	313
—, <i>l.</i>	370, 396	Magpie moth, <i>common</i>	253,	Meal moth	427
Phlæas	241, 370, 396,	—, <i>scarce</i>	253, 404	Meal worms	59
—, <i>l.</i>	430	—, <i>small</i>	426	Megachile, <i>Latr.</i>	284
Virgaureæ	241, 430	Mahogany, <i>the</i>	251, 370	MEGACHILE	
Lychnis moth	401	Maiden's Blush <i>m.</i>	383, 435	centuncularis	285, 437
LYCOPERDINA		MAJA		circumcincta	386
Bovistæ	216, 369	*Scorpio	90	ligniseca	442
*immaculata	216	Squinado	89	maritima	428
LYCOSA		*tetraodon	88	Willughbiella	428
saccata	129, 415	*vulgaris	90	MEGALOPA	100
LYCTUS		Maiadæ, (Fam.)	88	Megaloptera, <i>Latr.</i>	261
*canaliculatus	208	MALACHIUS		MEGATOMA	
*histeroides	206	æneus	165, 374	*nigra	182
*Juglandis	207	biguttatus	374	*picea	195
oblongus	208, 369	fasciatus	388	*undulata	182
LYCUS		ruficollis	ib.	undatum	182, 362
minutus	163, 388	sanguinolentus	ib.	Megilia, <i>Fabr.</i>	283
LYDA		Malacostraca, charac-		pilipes	287
Betulæ	267, 412	ter of the	78, 82	rotundata	ib.
erythrocephala	267, 412	Mallov-moth	442	Melalopa, <i>Hüb.</i>	247
nemorum	412	—, <i>small</i>	404, 435	MELANDRYA	
LYGÆUS		MALTHINUS		caraboides	195, 362, 375
apterus	222, 416	flavus	164, 374	*serrata	195

MELASIS		MEMBRACIS		Mitte de la gule	133
flabellicornis	160, 415	Genistæ	438	vegetative	ib.
MELECTA		MESSA		<i>Mullebachian Tortrix</i>	407
punctata	286, 364	hortulana	264, 411	<i>Mocha moth</i>	383, 435
MELITA		Metamorphosis of In-		—, birch	383, 435
palmata	103	sects	350	—, dingy	404
MELITÆA		Method of collecting		—, false	383, 435
Artemis	237, 380	Insects	312	MOCILLUS	
—	<i>l.</i> 369	Metopius, <i>Panz.</i>	269	cellarius	299, 387
Cinxia	237, 396	MEZIUM, <i>Lea h</i>	180	MOLORCHUS	
—	<i>l.</i> 369	Microdon, <i>Meig.</i>	297	dimidiatus	392
Dictynna	237, 380	MICROPEPLUS		major	210, 392
Euphrosyne	237, 396	porcatus	171, 374	*Umbellatarum	210
Lucina	237, 380	staphylinoides	374	Mollusca, anatomical	
Silene	237, 416	Microscope, aquatic		character of the	75
Melitta * a. <i>Kirby</i>	280	Insects for the,		Monoculus	80
** a. <i>Kirby</i>	282	how obtained	313	conchaceus	ib.
** b. <i>Kirby</i>	ib.	—, history of the	323	Pulex	ib.
** c. <i>Kirby</i>	281	—, directions for		quadricornis	81
Melitta nigro ænea	ib.	the	ib.	rostratus	100
tricincta	282	—, method of		MONOTOMA	
succincta	280	using	326	Juglandis	207, 359
Swammerdamella	281	—s, Swammer-		MORDELLA	
Mellinus, <i>Fabr.</i>	276	dam's		abdominalis	376
MELLINUS		—, parts of Insects		aculeata	197, 376
mystaceus	278, 413	for the	352	bicolor	376
MELOE		MILESIA		*Boleti	195
autumnalis	438	annulata	298, 415	fasciata	60, 197, 390
brevicollis	369	*conopsca	297	ferruginea	376
cicatrosus	376	pipiens	387	*frontalis	197
glabratus	438	<i>Multipede</i>		*paradoxa	ib.
*monoceros	196	<i>Miller moth</i>	383, 439	*picea	168
proscarabæus	60, 369	Minerals defined	20	Mordelladæ, (Fam.)	197
tectus	390	— for the micro-		Mordellanæ, <i>Latr.</i>	ib.
variegatus	376	scope	337	MORMO, <i>Och.</i>	251
*vesicatorius	198	<i>Minor, moth cloaked</i>	420	Morpion, <i>Geoff.</i>	142
violaceus	369	—, <i>flounced</i>	ib.	Moss, Insects how	
MELOLONTHA		—, <i>leat</i>	433	found in	314
brunneus	375	—, <i>marbled</i>	420	Nothing, method of	315
*Frischii	191	—, <i>middle-barred</i>	ib.	<i>Mother-of-pearl</i>	426
Fullo	389	—, <i>plain red</i>	439	Mould on Insects, how	
solstitialis	ib.	—, <i>rosy</i>	420	removed	311
vulgaris	191, 375	—, <i>lawny-marbled</i>	ib.	<i>Mountain moth, black</i>	404
Melolonthidæ, (Fam.)	189	Minute Insects, how		<i>Mourner, rustic</i>	433
MELOPHAGUS		secured	309	<i>Mouse moth</i>	251, 439
ovinus	303, 387	MIRIS		Mouth of Insects	27
Melophila, <i>Nitz.</i>	303	vagans	222, 394	Mulio, <i>Schell.</i>	299
Melyandryadæ, (Fam.)		MISELIA, <i>Hüb.</i>	251	<i>Mullein moth</i>	382, 419
	195	Miscus, <i>J. rine</i>	275	MUSCA	
Melyridæ, (Fam.)	164	Misumena, <i>Latr.</i>	127	*arcuata	297
Melyris ater	164	Mitte, aquatique, sa.		Cæsar	387
MEMBRACIS		tinée	135	domestica	372
cornutus	231, 394	à rebord	132	*hemiptera	300
				*inanis	71

MUSCA		Nebaliadæ, (Fam.)	100	Nirmidæ, (Fam.)	142
Meridiana	387	NEBRIA		Nirmomyia, <i>Nitz.</i>	302
vomitorea	300, 372	brevicollis	147, 361	NIRMUS	
Muscidæ, (Fam.)	299	complanata	146, 373	Cornicis	143
Muscides, <i>Latr.</i>	ib.	Gyllenhali	147, 364	NITIDULA	
——, <i>I. Latr.</i>	301	livida	147	ænea	374
<i>Muslin m.</i>	248, 382, 432	NECROBIA		bipustulata	170, 374
——, <i>brown</i>	399	ruficollis	166, 374	Boleti	389
——, <i>round-winged</i>	418	rufipes	443	10-guttata	ib.
<i>Musquetoe</i>	71	violacea	374	depressa	ib.
MUTILLA		NECRODES		discoidea	51, 170
Europæa	70, 273, 412	littoralis	166, 374	erythropha	374
Mutilladæ	273	NECROPHAGUS		fulva	389
Mutillariæ, <i>Latr.</i>	273	Anglicanus	374	grisea	389, 443
Mycetophagidæ, (Fam.)	207	Germanicus	ib.	marginata	389
MYCETOPHAGUS		humator	ib.	nigrina	374
atomarius	429	mortuorum	361	obscura	389
multipunctatus	416	spinipes	166, 374	obsoleta	ib.
quadripustulatus	207, 391	Vespillo	ib. ib.	rufipes	374
	429	vestigator	365	Urticæ	ib.
similis	ib.	Necydalis cœrulea	55, 198	NOCTUA	
undulatus	442	major	210	Absinthii	252, 419
varius	362	Neides tipularius	222	Aceris	400
Mydasidæ, (Fam.)	294	Nemophora, <i>Hoff.</i>	249	Achates	ib.
Mydasii, <i>Latr.</i>	ib.	Nemapogon, <i>Schran.</i>	ib.	Advena	400, 419
Mylabris, <i>Schæff.</i>	198	NEMATUS		ænea	433
——, <i>Geoff.</i>	200	lucidus	266, 412	æthiops	401
MYODOCHA		luteus	ib. ib.	affinis	252, 422
tipuloides	223, 394, 438	niger	ib. ib.	albilinea	403, 421
MYOPA		*Septentrionalis	266	albirena	399
dorsalis	298, 387	NEMOTELUS		Alni	400
picta	415	uliginosus	292, 387	angulago	421
Myriapoda, (Class)	112	NEPA		angusta	370
——, method of		cinerea	61, 225, 359	approximans	441
preserving	317	*linearis	225	Aprilina	370, 442
MYRMOSA		Nepadæ, (Fam.)	ib.	Arbuti	383
melanocephala	273, 412	NEPHROPS		arcuosa	403
MYCTERUS		Norvegicus	96	argentina	419
curculionides	199, 390	Net	307	Artemisiæ	252
*griseus	199	Net, hoop	308	Arundinis	251
MYLÆCHUS		<i>Nettleleaf Tortrix, Autumn</i>	442	Asclepiades	252, 422
brunneus	169, 366	——, <i>early</i>	364	Asteris	419
MYTHIMNA, <i>Och.</i>	251	——, <i>Mullers</i>	441	atomina	400, 419
MYSIS		<i>Nettle Tortrix, barred</i>	385	Atriplicis	251, 401, 439
*bipes	100	Neuroptera, <i>Linne</i>	65	Augur	251, 421
integra	ib.	——, character of		aurago	433
spinulosa	99	the Order	139	auricoma	400
NÆSA		——, classification		auricula	433
bidentata	108	of the	257	baja	ib.
NAUCORIS		——, method of pre-		basilinea	251, 401
cimicoides	225, 362	serving	321	Batis	250, 251, 402, 422
NEBALIA, <i>Herbstii</i>	100	——, method of ar-		bilinea	402
		ranging	322	biloba	420
				bimaculata	376

NOCTUA		NOCTUA		NOCTUA	
blanda	420	Exclamationis	402	Ligustri	250, 400
bractea	403	exoleta	252, 382, 419, 442	lineola	440
Brassicæ	400, 419, 432	fasciuncula	420	lineolata	421
brunnea	433	ferrea	440	litterosa	420
C. nigrum	402	ferruginago	382	lithoxylea	419
camelina	250	festiva	421	litura	440
capsincola	401	festuæ	250, 422, 433	Lota	ib.
catænata	402	fimbria	250, 399, 432	Lucifuga	419
catæna	439	fissina	370	lucipara	401
centrago	402	flavago	252, 440	luctuosa	403
Cerasi	371	flavicornis	402	lugens	435
chamomillæ	419	flavilinea	444	lunato-strigata	432
Chenopodii	251, 401	flavocincta	251, 439	lunina	420
Chi	251, 432	fluventosa	402	lunosa	440
chrysites	250, 403	Fraxini	422	lusoria	433
circumflexa	403	fulvago	440	Luteago	252
citrago	433	fuliginosa	419	macilenta	446
citrina	421	fumosa	421	margaritosa	439
clavigera	402	furca	432	majuscula	440
combusta	399	fusca	420, 403	margaritaria	422
comma	251, 399	fuscata	370	marginago	421
compta	251, 400	Gamma	383	marginosa	420
conigera	421	geminata	370	maura	251, 403
conjuga	422	geminipunctata	439	megacephala	382
connexa	402	gilvago	440	Menyanthis	400
conspicillaris	382	glauca	401	meticulosa	250, 383,
contigua	401	glyphica	403		402, 440
coronula	400	gothica	370	Mi	252, 403
crassa	433	gracilis	422	minima	433
crassicornis	399	graminis	421	miniosa	363
croceago	252, 360, 370,	grandis	400	monilea	420
	402	grisea	421	Morpheus	251
cubicularis	401	helvola	440	Myrtilli	252, 399, 418
cucubali	251, 420	hepatica	252, 419	nana	371
cypriaca	421	humeralis	420	nebulosa	370
cytherea	382, 432	I. niger	432	nervosa	432
Delphinii	402, 422	janthia	250	nigra	401
Dens-canis	419	janthina	432	nigricans	421
denticulata	401	illustris	403	nigricornuta	402
dentina	ib.	infuscata	400	notha	252, 363
derasa	251, 433	interjecta	399	nupta	250, 433
diffinis	252, 433	interrogationis	403	obeliscata	421
diluta	402	Iota	ib.	obsoletissima	420
dipsacea	252, 422	juncta	371	occulata	419
dives	400	Lactucæ	419	ochracea	401
duplaris	403	Lambda	442	ochraceago	402, 440
duplex	400	latruncula	420	oculea	433
egens	420	lævis	ib.	oleracea	383
epomidion	419	lenticornis	363	operosa	370
Ericæ	421	leporina	383, 439	orbona	250, 432
erythrocephala	ib.	leucostigma	401	orichalcea	403
erythrostigma	440	libatrix	371, 433	oxyacanthæ	401, 439
Euphorbiæ	400	lichenis	251, 401	pallens	419

NOCTUA		NOCTUA		Noctuadæ, (Fam.)	250
pallida	371	scrophularia	252, 370	Noctuælitæ, <i>Latr.</i>	ib.
palpina	250	—	<i>l.</i> 399	Noctno-Bombycites,	
Papilionaria	422	secalina	401	<i>Latr.</i>	248
Parthenias	252, 363	Segetum	251	Nocturna, (Sect.)	245
pectinata	402	seladonia	370, 442	NOIA	
perla	251, 432	semi-brunnea	419	palliolutis	254
Persicariæ	400	semifuscans	441	NOMADA	
phæa	420	screna	400	alternata	386
picea	421	Sepii	420	Capræ	ib.
Pinastri	252, 399	Sigma	433	connexa	413
Pisi	250, 251, 401	similis	400	cornigera	ib.
—	<i>l.</i> 383	sordida	420, 421	Fabriciella	ib.
pistacina	440	spadicea	440	ferruginata	ib.
plebeia	401	sparsa	370	flava	428
plecta	402, 440	sphærolutina	440	flavo-gutta	413
polita	4 40	spinifera	401	flavopicta	442
polyodon	400	spinula	402	Goodeniana	386
popularis	420	sponsa	250, 422	Hillana	428
præcox	251, 383, 432	straminea	422	Jacobææ	437
præduncula	420	strigilis	420	Lathburiana	428
promissa	422	subatrata	402	leucophthalma	386
pronuba	250, 399	subfusca	ib.	lineola	437
Psi	250, 400	subnigra	440	Marshallia	386
Pteridis	251	subplumbea	371	picta	442
punctina	419	subrufa	421	quadrinotata	428
punicea	421	subsequa	432	ruficornis	286, 428
pupillata	ib.	subsetacea	370	rufiventris	428
pusilla	363	subtusa	251, 422	rufo-cincta	413
putris	252, 399	suffusa	401	rufo-picta	428
pygmina	432	sulphurea	405	Schæfferella	413
Pyralina	433	Tanaceti	250, 419	schrostoma	428
pyramidea	432	terminalis	420	sex-cincta	413
radia	433	tetra	251, 370, 399	Sheppardana	ib.
Ranunculina	419	tetragona	432	Solidaginis	442
rava	432	Tragopogonus	251, 435	varia	ib.
rectilinea	400	trapetziua	433	Xanthosticta	428
redacta	420	tridens	400	NONAGRIA, <i>Och.</i>	251
renago	383	trilinea	402, 440	<i>Nonpareil</i>	422
retusa	251, 402, 422	triplecea	252, 422	NOTASPIS	
rhomboidaria	422	triquetra	252	humeralis	132, 364
ridens	251, 370, 401	turca	251, 422	<i>Notchwing Tortrix, che-</i>	
rufa	363	Typhæ	251, 432	<i>quered</i>	435
rufescens	419	typica	401	—, <i>common</i>	ib.
rufuncula	439	Umbraticæ	252, 418	—, <i>iron</i>	ib.
Rumicis	250, 383	unbrosa	433	—, <i>shallow</i>	ib.
runica	383	unca	403, 432	NOTERUS	
Ruris	251, 421	Upsilon	420	Geerii	158, 365
Rutilago	252	Vaccinii	252, 440	sparsus	158, 359
sagittifera	421	valligera	421	NOTHIOPHILUS	
satellitica	252, 440	Verbasci	250, 382, 419	aquaticus	146, 358
satura	400	venosa	402, 440	biguttatus	358
Scolopacina	419	X notata	432		
scripta	401	Xanthographa	420		

NOGODONTA		Object of comparative anatomy	74	OCHTHEBIUS	
Camelina	382, 431	— of system	ib.	riparius	186, 375
— <i>l.</i>	382, 439	Objects for the microscope		OCHTHERA	
cuculla	418	Acari	130, 333	Mantis	300, 415
Dromedaria	247	Animalcula	534	October, employment	
— <i>l.</i>	439	Arachnoïda	118, 333	for	316
dromedarulus	598	Birds, feathers of	353	—, calendar for	442
palpina	398, 439	Blood	ib.	Ocydromus	350
— <i>l.</i>	332, 459	Bones calcined	ib.	OCYPETE	
perfuscus	398	Camphor, crystals		rubra	151, 428
trepida	247, 398, 431	of	337	Ocypoda angulata	87
— <i>l.</i>	439	Corals	334	Ocypodaidæ, (Fam.)	86
Tritopus	247, 418	Crustacea	78, 333	Ocyptera, <i>Latr.</i>	301
— <i>l.</i>	439	Crystals, method of obtaining		OCYPTERYX	
Ziczac	247, 382, 418	Crystals	337	Brassicaria	415
— <i>l.</i>	431	Eels in paste	354	larvarum	ib.
NOTONECTA		Fish, scales of	333	lateralis	301
*cinerea	227	Hair	ib.	Mortuorum	428
furcata	226, 359	Infusions of pepper	334	puparum	415
glauca	227, 359	Insects	329	ODACANTHA	
maculata	226, 362	Living objects	ib.	melanura	156, 387
*minutissima	61, 227	Lizards, scales of	333	ODENESIS	
*striata	228	Minerals	337	potatoria	247, 418
Notonectidæ, (Fam.)	226	Moss	335	— <i>l.</i>	398
NOTOXUS		Opaque objects	528	Odonata, <i>Fabr.</i>	257
*mollis	166	Pollen of plants	335	ODONTEUS	
monoceros	54, 196, 376	Pores of the skin	333	mobilicornis	189, 389
November, Calendar		Sand	337	ODONTOCERUS	
for	443	Shells	333	griscus	257, 386
—, employment		Seeds of plant	335	ODONTOMYIA	
for	316	Silver, crystals of	537	furcata	292, 414
November moth	445	Snakes, scales of	333	hydroleon	414
—, bordered	434	Transparent objects	328	microleon	587
— <i>Dagger</i>	443	Vegetable infusions	334	tigrina	ib.
Nudaria, <i>Haw.</i>		Zoophytes	ib.	vulpina	414
fusca	399	OBISIUM		ODYNERUS	
munda	432	maritimum	358	parietinus	279, 413
rotunda	418	Muscorum	ib.	EDEMERA	
Nutmeg moth	251, 401	orthodactylum	ib.	cærulea	198, 390
large	401	trombidioides	119	lurida	390
Nut-tree, curious experiments on the pollen of the	335	<i>Oblique Bar, common</i>	407	nigripes	ib.
NYCTERIBIA		—, <i>dark</i>	425	Podagrariæ	ib.
Hermanni	304, 387	<i>Oblique striped</i>	405	ruficollis	ib.
Nycteribidæ, (Fam.)	303	Observations on the Linnean System	43	viridissima	ib.
Nymphala, <i>Schrank.</i>	255	— on the Systems		Edemiradæ, (Fam.)	198
Nymphalis, <i>Latr.</i>	239	of Entomology	ib.	Edemerites, <i>Latr.</i>	ib.
Nymphon, <i>Fabr.</i>	306	Ocelli	350	Economy of insects	38
Nymphonidæ, (Fam.)	306	OCHTHEBIUS		Estridæ, (Fam.)	301
NYMPHUM		marinus	375	ESTRUS	
gracile	306	pygæus	ib.	Povis	302, 437
Oak moth, <i>scalloped</i>	434			*Equi	302
				Ovis	70, 301, 415

OGCODES		ONTHOPHILUS		of preserving and
gibbosus	296, 414	striatus	184, 367, 389	setting
OICEOPTOMA		sulcatus	389	Orthoptera, method of
sinuata	167, 374	ODES		arranging
thoracica	ib. ib.	helopoides	150, 365	ORYSSUS
rugosa	374	OPATRUM		coronatus
Oletere difforme	122	*agaricola	194	Vespertilio
Oligotrophus, Latr.	291	sabulosum	51, 193, 375	Os, the mouth
Olive moth	251, 422	tibiale	362	OSMIA
OMALIUM		Ophion, Fabr.	269	bicolor
depressum	175, 567	OPILIO		cærulescens
grossum	375	Histrix	120	cornuta
melanocephalum	175, 375	OPILUS		Leaiana
	375	mollis	166, 365, 388, 443	leucomelana
planum	360	Orange moth	403	spinulosa
rivulare	174, 361	Orange-spot, double	408	Tunensis
striatum	175, 375	Orange-tip B.	236, 380	OSMYLUS
Omaloptera, characters		Orange Underwing m.	252	maculatus
of the order	139		363	Ostoma, Latr.
—, classification		—, light	ib. ib.	OURAPTERYX
of the order	302	Orange Upperwing	252,	Sambucaria
Omoptera, characters			360, 370, 402	Oxybelus, Latr.
of the order	139	ORCHESIA		OXYBELUS
—, classification		micans	195, 390	uniglumis
of the order	229	ORCHESTES		OXYCERA
Oniscidæ, (Fam.)	111	Alni	203, 378	Hydroleon
ONISCUS		atricapillus	378	trilineata
*albifrons	110	Avellanæ	ib.	OXYPORUS
*aquaticus	ib.	depressus	ib.	*chrysomelinus
*Armadillo	112	ferruginens	ib.	*rufipes
asellus	111, 112, 358	nigricollis	ib.	rufus
*bidentatus	108	pilosus	ib.	OXYPTERUM
*ceti	106	rhododactylus	ib.	Kirbyanum
*Globator	108	rufus	ib.	OXYTELUS
*gracilis	107	salicis	ib.	angustatus
*hirsutus	ib.	ORCHESTIA		armatus
*linearis	ib.	littorea	102	carinatus
*Locusta	102	Orgya, Och.	246	opacus
*maculosus	110	ORIBITA		rugosus
*marginatus	113	geniculata	131, 364	scaber
*murarius	111	*humeralis	132	Pæcilla, Schrank
*muscorum	ib.	Orneodes, Latr.	256	PÆDERUS
*oceanus	ib.	ORNITHOMYIA		angustatus
*sylvestris	ib.	avicularia	503, 437	*elongatus
*truncatus	108	viridis	428	immunis
ONTHOPHAGUS		Orthocerus hirticornis	193	melanocephalus
Cænobita	375	muticus	53	orbiculatus
Dillwynii	368	Orthoptera, Lamarck,	216	riparius
nuchicornis	ib.	—, Latr.	216, 219	PÆLOBIUS
nutans	ib.	—, characters of		Hermanni
ovatus	ib.	the order	139	PACHYGASTER, Germ.
Vacca	188, 368	—, classification		
verticornis	368	of the order	217	Pachygaster, Meig.
Xiphias	ib.	Orthoptera, method		Paguridæ, (Fam.)

PAGURUS		<i>Peacock, sharp-angled</i>	384	Phalæna, <i>Geoff.</i>	233
*araneiformis	92	<i>Pea-l-bordered</i>	426	PHALÆNA	
streblonyx	ib.	—, <i>cinereous</i>	408	*Cossus, <i>Linné</i>	246
<i>Painted lady B.</i>	238, 416	—, <i>dingy</i>	426	margaritaria	252
— <i>l.</i>	ib.	—, <i>lesser</i>		*Queicus	65
PALÆMON		—, <i>long-winged</i>		ib. Phalænidæ, (Fam.)	252
serratus	98, 99	—, <i>narrow winged</i>		ib. Phalænites, <i>Latr.</i>	ib.
*squilla	98	—, <i>scarce</i>		ib. Phalangidæ, (Fam.)	119
Palæmonidæ, (Fam.)	96	<i>Pearly Underwing</i>	430, 440	PHALANGIUM	
Palinuridæ, (Fam.)	92	<i>Pebb.e, chequered</i>	441	*cornutum	120
PALINURUS		—, <i>garden</i>	426	Opilio	120, 428
vulgaris	ib.	Pectus	31	PHALERIA	
Palpatores, <i>Latr.</i>	179	<i>Pedes, the legs</i>	33, 352	cadaverina	194, 389
Palpi	29, 351	PEDICIA		PHASIA	
Panophilus, <i>Latr.</i>	267	rivosa	291, 387, 437	variabilis	300, 415
PANAGÆUS		Pediculidæ, (Fam.)	142	PHERUSA	
Crux-major	147, 351, 373, 415	Pediculus, <i>Geoff.</i>	261	Fucicola	104
PANDALUS		PEDICULUS		Phial, a, useful when	
annulicornis	97	cervicalis	143	collecting small	
PANDARUS		humanus	142, 143	insects	308
bicolor	79	*inguinalis	142	Philanthus quadricinctus	279
Panope Ceti	106	*pubis	ib.	PHILOSCIA	
PANORPA		*suis	143	muscorum	111, 358
affinis	410	PEDINUS		<i>Phœnix moth</i>	434
communis	66, 260, 386	maritimus	192, 362	PHOLCUS	
germanica	410	Pelastes, <i>Illig.</i>	269	phalangioides	126
hyemalis	444	Peltis, <i>Kugel.</i>	169	PHOSPHUGA	
Panorpatæ	260	PEMPHEDRON		atrata	167, 365, 443
Panorpidæ, (Fam.)	260	unicolor	278, 413	subrotundata	167, 388
PANURGUS		PENÆUS		PHOXICHILUS	305
Banksianus	283	trisulcatus	97	PHRONYMA	
Linneella	442	Pentamera, (Sect.)	143	sedentaria	100
ursina	ib.	bidens	221	Phronymadæ, (Fam.)	101
<i>Panther moth</i>	424	prasinus	ib.	Phryganea, <i>Linn.</i>	66
PAPILIO		Pentatomidæ, (Fam.)	220	PHRYGANEA	
*Hypothœe	241	PENTHROPERA,		grandis	257, 386
Machaon	64, 235, 380, 416, 429	<i>Germ.</i>	247	*interrupta	256
— <i>l.</i>	438	Pepper, infusions of,		*rhombica	257
Podalirius	235	for the micro-		Phryganidæ, (Fam.)	257
Papilionidæ, (Fam.)	234	scope	534	Phthiridium	303
Papilionides, <i>Latr.</i>	ib.	<i>Peppered moth</i>	253, 403	biarticulatum	304
Parnidæ, (Fam.)	185	Pepsis flavipennis	275	Hermanni	ib.
PARNUS		PETROBIUS		PHTHIRUS	
prolificornis	185, 367	maritimus	141, 373	inguinalis	142
sericeus	185, 360	PHALACRUS		PHYSIS	
Parts of insects	21	æneus	429	Pelionella	249, 370
<i>Peach blossom moth</i>	250, 251, 402, 422	bicolor	214, 429	Pieris, <i>Schrank</i>	235
<i>Pease blossom</i>	402, 422	caricæ	429	Piezata, (class) <i>Fabr.</i>	262
<i>Peacock B.</i>	238, 363, 416	consimilis		ib. Pill boxes, their use	309
— <i>l.</i>	416	coruscus		ib. Pilumnidæ, (Fam.)	86
— <i>moth</i>	385	corticalis		ib. PILUMNUS	
		geminus		ib. hirtellus	ib.
		millefolii		ib. Pimplia, <i>Fabr.</i>	269

<i>Punio</i> moth, brown-spot	440	<i>Plume</i> moth, common	443	Pompilii, <i>Latr.</i>	274
—, tawny	419	—, crescent	409	POMPILUS	
—, twin-striped	423	—, dingy white	ib.	annulatus	ib.
—, spotted white	384	—, grey wood	ib.	*corniculus	276
—, yellow	371	—, hoary	ib.	exaltatus	413
PINNOTERES		—, large white	ib.	fuscus	ib.
Cranchii	87	—, lemon	ib.	gibbus	ib.
Pins of different sizes		—, marbled	ib.	hircanus	ib.
their use	309	—, pale	ib.	viaticus	ib.
PIPUNCULUS		—, rose	ib.	Ponds, method of col-	
campestris	300	—, six-cleft	372	lecting insects	
PISA		—, small	409	from	313
Gibbsii	88	—, spotted, black,	ib.	PONTIA	
tetraodon	ib.	—, rusty	ib.	Brassica	236, 380, 430
Pisi biaculeata	ib.	—, white	ib.	Cardamines	236, 380
Pison, <i>Jurine</i>	275	—, triangle	ib.	Cratægi	236, 395
<i>Pitch</i> moth, shining	441	—, white-shafted	ib.	— L.	380
Pithitis, <i>Klug.</i>	283	Pocket collecting box	308	Daplidice	236, 416
Plants, fresh, neces-		— larva box	309	Napi	236, 380, 416
sary for caterpil-		FODOCERUS		Rapæ	236, 380, 430
lars	310	variegatus	104	Sinapis	237, 380, 430
Platyecrus, <i>Geoff.</i>	192	Podophthalma, (Le-		PONTOPHILUS	
PLATYPTERYX		gion I.)	81	spinus	96
curvula	385	Podosomata	305	PORCELLANA	
falcataria	254, 407	PODURA		platycheles	92
flexula	435	*atra	141	PORCELLIO	
hamula	425	plumbea	141, 360	scaber	112, 358
lacertanaria	254, 355	viridis	360	<i>Porphyry</i> moth	427
— L.	441	Poduradæ, (Fam.)	140	<i>Periland</i> moth	251, 383, 432
PLATYPUS		Podure brun enfumée	141	grise commune	ib.
cylindricus?	205, 378	POECILIA, <i>Schrank</i>	251	plombée	ib.
PLATYRHINUS		POECILLUS		POECILIA, (Fam.)	83
albinus	390	cupreus	153, 373	PORTUNUS	
brevirostris	ib.	dimidiatus	365	*corrugatus	85
latirostris	199, 390	lepidus	387	*marmoreus	ib.
PLATYSMA		nigricornis	365	puber	84
nigritum	151, 361	Pogonophorus, <i>Leach</i>	147	POTAMOBIOUS	
PLATYSOMA		Poisers or balancers,		fluviatilis	95
depressum	185	<i>Halteres</i>	37	Pou ordinaire	143
depressus	360	POLIA, <i>Hüb.</i>	251	Praunus flexuosus	99
flavicornis	184, 360	POLLYXENUS		integer	100
oblongus	360	Lagurns	115, 558	<i>Prawn, common</i>	98
picipes	184, 360, 375	Polydesmidæ, (Fam.)	115	PRIONUS	
PLEA		complanatus	115, 358	coriarius	208, 416
minutissima	227, 362	Polydesmus		Pro-apic, <i>De Geer</i>	275
Pliers, brass, their use	308	complanatus	115, 358	Proboscis	29, 352
PLIARIA		Polymerosomata, (Or-		PROCESSA	
vagabunda	223, 394	der)	118	canaliculata	97
<i>Plume</i> moth, beautiful	409	Polyommatus, <i>Latr.</i>	241	Procris, <i>Fabr.</i>	245
—, brindled	ib.	POLYPHEMUS		<i>Procris</i> moth, cock's-	
—, brown wood	ib.	Oclus	81	comb	382, 431
—, chulk-pit	ib.	Pomphylus, <i>Fabr.</i>	277	— L.	382, 439
—, common	443	Pompilidæ, (Fam.)	274	—, dark	398

<i>Prominent moth, great</i>	418	PTEROPHORUS	<i>Pug moth, pinion spotted</i>	423
—, <i>l.</i>	439	lunædactylus	409	
—, <i>iron, l.</i>	ib.	megadactylus	ib.	—, <i>plain</i>
—, <i>small iron</i>	398	microdactylus	ib.	—, <i>red-barred</i>
—, <i>maple</i>	418	monodactylus	ib.	V
—, <i>pale, 250, 398, 439</i>		pallidactylus	ib.	—, <i>wormwood</i>
—, <i>l.</i>	382, 439	pentadactylus	255, 409	PULEX
—, <i>pebble</i>	382, 418	pterodactylus	443	Canis
—, <i>l.</i>	431	punctidactylus	409	Hirundinus
—, <i>swallow</i>	398, 451, 439	rhododactylus	ib.	irritans
Procuris Phellandrii	215	tesseradactylus	ib.	Sciurus
Prosopis, <i>Fabr.</i>	283	tetradactylus	ib.	Talpæ
PROTEINUS		tridactylus	ib.	Pupa, extent of the
brachypterus	175	trigonodactylus	ib.	word
PROTO	105	PTILINUS		—, of the Lepidoptera
Prionidæ, (Fam.)	208	pectinicornis	181, 367	described
PSAMMODIUS		Ptilodontis, <i>Hüb.</i>	247	Pupæ of Lepidoptera,
*globosus	190	Ptinidæ (Fam.)	180	how obtained
sulcicollis	190, 375	Ptiniore, <i>Latr.</i>	180	Pupæ in breeding
PSELAPHUS		PTINUS		cages, should be
*bulbifer	178	*Boleti	206	kept in an out-
Dresdensis	375	cerevicæ	367	house
*glabricollis	178	Fur	180, 359	Pupæ, method of col-
Heisii	375	germanus	362	lecting at the
*Hellwigii	180	imperialis	49, 389	root of trees
Herbstii	179, 367	Lichenum	375	Pupæ, method of pre-
*impressus	179	Musæorum	ib.	servicing
longicollis	375	ovatus	367	—, discrimination
Pselaphidæ	177	*pecticornis	181	of
PSEN		rufipes	375	Purple, lesser m.
ater	413	*serraticornis	181	—, <i>bar</i>
Psocidæ, (Fam.)	261	*sulcatus	180	—, <i>barred</i>
PSOCUS		*tessellatus	181	Purple and Gold
bipunctatus	261	*testaceus	180	—, <i>scarce</i>
Psoquillæ, <i>Latr.</i>	261	PTOMOPHAGUS		Purple Shades
PSYCHODA		fumatus	366	Puss moth
phalænoides	291, 387, 437	*rufescens	168	—, <i>l.</i>
PSYLLA		truncatus	366	Pycnogonidæ, (Fam.)
Alni	231, 380	villosus	169, 366	PYCNOGONUM
Psyllidæ, (Fam.)	231	<i>Pug moth, beautiful</i>	406	Balænarum
Pterigostia, or wing		—, <i>brown-gray</i>	385	*Ceti
bones	35	—, <i>common</i>	405	PYGÆRA
Pterocera, <i>Meig.</i>	296	—, <i>green</i>	406	Bucephala
Pteronus, <i>Jurine</i>	267	—, <i>gray</i>	ib.	—, <i>l.</i>
Pterophorites, <i>Latr.</i>	255	—, <i>small gray</i>	385	Pyralidæ, (Fam.)
PTEROPHORUS		—, <i>Juniper</i>	435	Pyralis, <i>Hüb.</i>
bipunctidactylus	409	—, <i>lead-coloured</i>	385	PYRALIS
calodactylus	ib.	—, <i>lime speck</i>	405	capreolatus
didactylus	ib.	—, <i>bordered lime</i>	423	costalis
fuscodactylus	ib.	—, <i>speck</i>	423	farinalis
galactodactylus	ib.	—, <i>long-winged</i>	385	glaucinalis
heterodactylus	ib.	—, <i>mottled</i>	406	pinguinialis
leucadactylus	ib.	—, <i>narrow-winged</i>	435	unca
		—, <i>netted</i>	405	Pyrausta, <i>Schrank</i>

PYROCHROA	Rhinosimus Roboris	199	Ricinus Cornicis	143
coccinea	56, 196, 390	RHIPIPHORUS	Ringlet B.	240
rubens	56, 196, 375	paradoxus	197, 429	—, small
Pyrochroidæ, (Fam.)	196	Rhipiptera, charac-	—, marsh	ib.
Pyrochroides, Latr.	196	ters of the order	139	Risophilus, Leach
Pyropa, Illig.	299	—, classification of		monostigma
Pyrophila, Hüb.	251	the order	288	Rivulet
Quaker moth, common	371	RHYNCHÆNUS	—, drab	434
—, dwarf	363	Abietis	370	—, middle
—, pale	371	ærator	377	—, single barred
—, powdered	370	Alismatis	391	—, small
—, red line	440	*Alni	203	Roots of grass, me-
—, small	371	atrimo-tris	391	thod of collecting
—, yellow-line	444	austriacus	377	Insects from the
Queen Bees, their in-		brevis	391	Rose Tortrix
stinct impaired by		crassus	ib.	Rostrum or Beak
the loss of their		ebeneus	390	Rough-wing
antennæ	23	Equiseti	377	RUGILUS, Leach
Quills, their use for		*Erysimi	203	Russet moth
minute insects	309	*fusco-maculatus	ib.	Rustic moth, black
Radiata, anatomical		interruptus	390	—, brown
character of the	75	Lathburii	416	—, common
RANATRA		maculatus	359	—, dark
linearis	225, 362	Nereis	391	—, dotted
Ranunculus moth,		nigrirostris	369	—, lesser dotted
large	251, 439	*Nucum	203	—, feathered
—, small	419	palustris	390	—, light
RAPHIDIA		Pini	202, 390	—, barred
affinis	411	Plantaginis	390	—, flounced
Londinensis	ib.	resinosus	377	—, lesser flounced
maculicollis	ib.	Runicis	ib.	—, garden
megacephala	ib.	*Scrophulariæ	203	—, gray
ophiopsis	261, 410	stramineus	377	—, mottled
Raphidiadæ, (Fam.)	261	subnebulosus	390	—, powdered
Rhaphidina, Latr.	261	Symbrii	391	—, rosy
Red bar, forked	425	RYNCHITES		—, 6-striped
Red Underwing	433	æneo-virens	376	—, sordid
REDUVIUS		æquatus	ib.	—, square spot
personatus	223, 380	Alliariæ	ib.	Sable, silver barred
Relaxing insects, me-		angustatus	390	—, wavy barred
thod of	321	Bacchus	201, 376	Salda, Fabr.
RHAGIO		*Betulæ	201	Sallow, angle striped
scolopaceus	293, 414	Betulæ	376	—, barred
Rhagionidæ	293	cupreus	ib.	—, centre barred
RHAGIUM		cylindricus	390	—, pink barred
bifasciatum	392	nanus	376	—, bordered
*Indagator	211	Populi	390	—, common
*Inquisitor	210	pubescens	376	—, dusky
vulgare	210, 359, 392	Rhynchophorus, Herb.	204	—, lemon
RHINGIA		Rhyngota, Fabr.	220	—, orange
rostrata	296, 387	Rhizophagus histe-		Salpingidæ, (Fam.)
RHINOMACER		roides	206	SALPINGUS
*curculionides	199	Ribband-wave	441	4-pustulatus
attelaboides	200, 390	—, false	ib.	Roboris
				199, 359

SALPINGUS		<i>Schallerian T.</i>	436	Sembris, <i>Fabr.</i>	261
<i>rufirostris</i>	359	<i>Sclater</i>	112	SEPEDON	
Salt, its crystallization	337	Scoliadæ, (Fam.)	273	<i>palustris</i>	299, 415
SALPICUS		Scolietæ, <i>Latr.</i>	ib.	September, Calendar	
<i>scenicus</i>	129, 372	<i>Scollop moth, brown</i>	406	for	438
* <i>formicarius</i>	120	—, <i>gray</i>	405	—, employment	
<i>sand hopper</i>	102	—, <i>small</i>	434	for	315
Sand pits near London	313	<i>Scollop shell</i>	406	Setting boards, how	
— produces many		<i>Scolopendra electrica</i>	117	made	309
insects	ib.	<i>forcifata</i>	115	Setting needles	308
SAPERDA		<i>hortensis</i>	ib.	Setting and preserving	
* <i>Cardui</i>	209	<i>Lagura</i>	ib.	Acari	317
<i>lineato-collis</i>	209, 416	<i>subterranea</i>	116	Arachnoida	ib.
* <i>oculata</i>	209	Scolopendradæ, (Fam.)	115	Crustacea	316
SAPYGA		SCOLYTUS		Insects	318
<i>sexpunctata</i>	274, 413	* <i>crenatus</i>	206	<i>Seraphim moth</i>	406
Sapygidæ, (Fam.)	274	* <i>cylindricus</i>	ib.	—, <i>small</i>	434
<i>Sarcopte de la Gale</i>	133	<i>Destructor</i>	206, 362	SERICOMYIA	
SARCOPTES		<i>multistriatus</i>	391	<i>Lapponum</i>	296, 414
<i>Scabiei</i>	133	* <i>Typographus</i>	205	Serrocerus, <i>Kugel</i>	180
SARGUS		Scopula, <i>Schrank</i>	255	SERROPALPUS	195, 415
<i>cupreus</i>	222, 414	Scorpionidæ, (Fam.)	119	* <i>caraboides</i>	195
SAROPODA		Scorehed-wing	253, 403	* <i>micans</i>	ib.
<i>rotundata</i>	287, 428	SCRAPTIA		SESIA	
SARROTRIUM		<i>fusca</i>	196, 390	<i>bonbyciformis</i>	244, 397
<i>muticum</i>	193	<i>Scutellaria, Latr.</i>	220	<i>fusiformis</i>	244, 397
<i>Satellite moth</i>	252, 440	<i>Scutellum</i>	31, 353	Setoura, <i>Brown</i>	140
<i>Satin moth</i>	248, 418	Scydmanidæ, (Fam.)	179	<i>Shark moths, chamo-</i>	
—, <i>l.</i>	398	SCYDMENUS		<i>myle</i>	419
SATURNIA		<i>Hellwigii</i>	180	—, <i>large dark</i>	ib.
<i>Pavonia minor</i>	381, 246	SCYMNUS		—, <i>Lettuce</i>	ib.
—, <i>l.</i>	381, 431	<i>analis</i>	393	—, <i>large pale</i>	252, 418
<i>Satyrus, Latr.</i>	240	<i>bipustulatus</i>	ib.	—, <i>Tansy</i>	419
SCAPHISOMA		<i>bis-bipustulatus</i>	ib.	—, <i>twin-tailed</i>	370
<i>agaricinum</i>	168, 442	<i>discoideus</i>	ib.	<i>Sheers, glaucous,</i>	401
SCAPIDIUM		<i>fulvifrons</i>	ib.	—, <i>pale</i>	ib.
<i>4-maculatum</i>	168, 374, 443	<i>litura</i>	ib.	—, <i>tawny</i>	ib.
<i>Scarabæides, Latr.</i>	189	<i>nigrinus</i>	ib.	<i>Shell moth, yellow</i>	405
<i>Scarabæus</i>	90, 91, 188, 189	<i>parvulus</i>	ib.	—, <i>dingy</i>	ib.
—	190, 191	<i>4-pustulatus</i>	ib.	Shells for the micro-	
<i>cylindricus</i>	191	Sea-shore, time for		scope, how ob-	
<i>emarginatus</i>	188	collecting on the	314	tained	333
<i>fasciatus</i>	191	<i>Sealed, hoary</i>	408	<i>Shipton moth</i>	252, 403
<i>lunaris</i>	188	Seasons for collecting	314	<i>Shoulder, flame</i>	402, 440
<i>melolontha</i>	191	Seeds of plants for the		—, <i>pale</i>	407
<i>mobilicornis</i>	189	microscope	335	<i>Shoulder-knot, gray</i>	442
<i>typhæus</i>	47, 189	SEGESTRIA		—, <i>minor</i>	401
SCATOPHAGA		<i>senoculata</i>	122	—, <i>rustic</i>	251, 401
<i>merdaria</i>	300, 364, 442	SELANDRIA		<i>Shoulder stripe</i>	371
SCENOPINUS		<i>cineripes</i>	264	<i>Short cloak</i>	425, 441
<i>niger</i>	300, 415	<i>fuliginosa</i>	411	—, <i>cream</i>	407
SCIRTES		<i>luteiventris</i>	ib.	—, <i>marbled</i>	441
<i>hemisphærica</i>	163, 415	<i>ovata</i>	264	Showers of blood ex-	
		<i>serva</i>	264, 411	plained	42

<i>Shrimp, common</i>	96	SIRO		SPHÆROMA	
<i>Sialidæ, (Fam.)</i>	261	rubens	118, 358	serrata	108
SIALIS		Sironidæ, (Fam.)	118	sphæropyx	270
niger	261, 410	SITONA, Germ.	204	SPHÆROSOMA	
SIGALPHUS		Skin, pores of the, for		Quercus	394
Irrorator	270, 412	the microscope	333	Sphecidæ, (Fam.)	275
SIGARA		<i>Skipper, dingy,</i>	242, 381	SPHECODES	
*coleoptrata	228	—, mallow	ib.	divisa	413
minutissima	227, 362	—, pearl	242, 430	Geoffrella	386
*striata	229	—, scarce	243, 381	gibbus	282, 386
SILPHA		—, small	242, 417	monilicornis	413
lævigata	167, 374	—, wood,	242, 381, 417	picea	ib.
*littoralis	166	<i>Slender bodied</i>	423	sphecoides	ib.
nitidiuscula	388	<i>Sneathmanniana</i>	425	Spheç, De Geer	273
obscura	167, 365	SMERINTHUS		SPHEX	
opaca	360, 374	ocellatus	243, 381	*abietina	268
quadrimaculata	51, 167, 374	—, l.	450	flavipennis	275, 413
reticulata	388	Populi	243, 396	*sabulosa	68, 275
*russica	214	—, l.	430, 438	Spheç, Linné	271
*sabulosa	190	Tiliæ	243, 381	Sphingidæ, (Fam.)	243
*sinuata	167	—, p.	359	Sphingides, Latr.	ib.
*thoracica	ib.	—, l.	430	SPHINX	
tristis	365	SMYNTHURUS		Atropos	244, 442
*vespillo	51	fuscus	141, 360	—, l.	458
Silphiadæ, (Fam.)	166	<i>Snout moth</i>	253, 406, 435	Celerio	430
Silphoides, Herbt.	207	—, beautiful	406	Convolvuli	244, 438
SILVANUS		—, buttoned	ib.	Elpenor, 64,	243, 396
frumentarius	208, 362, 429	—, cream edged	385, 406	—, l.	430
Silver, crystals of for		—, dingy	407	Euphorbiæ	243, 397
the microscope	337	—, long tailed	425	Galli	243, 397
<i>Silver barred, cinereous</i>	371	—, pinion	406	Ligustri	244, 397
<i>Silver ground</i>	404	—, small	424	—, l.	431
<i>Silver lines, brown</i>	384	—, white line	ib.	lineata	242, 396
—, small green	385, 425	<i>Solandrian</i>	436	Pinastri	244, 397
<i>Silver striped, dark</i>	386	<i>Spanish fly</i>	60	Porcellus	243, 381
—, faint	371	<i>Speck, tawny</i>	434	SPHODRUS	
—, light	386	<i>Speckled yellow m.</i>	584	collaris	360, 442
SIMAETHIS		—, wood B.	241, 369	planus	152, 358
dentata	254	—, l.	363, 381	terricola	361
<i>Single dot, angle bar-</i>		<i>Spectacle moth, dark</i>	422	Spider, observations on	
<i>red</i>	364	—, lght	ib.	a, by Sir J. Banks	120
—, marbled	364	Spectrum, Scopoli	243	<i>Spider, Hunting</i>	150
—, square barred	ib.	Spence's observations		Spiders, how preserved	317
Singular conduct of		on the necessity		<i>Spinach moth</i>	405
queen bees on		of new genera	46	—, dark	423
the loss of their		SPERCHEUS		Spirits of wine, experi-	
antennæ	23	sordidus	186, 362	ments on the pol-	
SINODENDRON		Sphæridiadæ, (Fam.)	187	len of plants with	335
cylindricum	190, 389	SPHÆRIDIDIUM		<i>Spotted pinion, lesser</i>	252,
Sirex, Linné	67, 267	marginatum	362	—, lunar	422
Sirex Gigas	67, 268	*ruficollè	215	—, white	252, 438
Sirex mariscus	268	scarabæoides	187, 362	SPHÆROMA	
		*cinerea	108	<i>Sprawler</i>	439
				—, l.	382

<i>Spurge moth</i>	400	STAPHYLINUS		STRATIOMYS	
<i>Square-spot</i>	433	* <i>riparius</i>	173	Chamæleon	292, 414
—, <i>double</i>	ib.	* <i>rivularis</i>	175	<i>Straw, bordered</i>	422
—, <i>small</i>	421	* <i>rufipes</i>	176	—, <i>chequered</i>	426
<i>Squilla lobata</i>	106	* <i>rufus</i>	174	—, <i>clouded</i>	425
<i>pedata</i>	105	<i>sanguinolentus</i>	366	—, <i>crossed</i>	435
<i>ventricosa</i>	ib.	<i>semiobscurus</i>	ib.	—, <i>hook-marked</i>	ib.
<i>Squille, asele</i>	110	<i>similis</i>	ib.	—, <i>oblique bars</i>	436
<i>Baleine, de la</i>	106	<i>splendens</i>	ib.	—, <i>pale</i>	426
<i>Stag beetle</i>	48	<i>stereorarius</i>	ib.	—, <i>short barred</i>	426
<i>Staphylinidæ, (Fam.)</i>	171	<i>tristis</i>	ib.	—, <i>barred</i>	427
<i>Staphylinus, Linné</i>	60	<i>varians</i>	ib.	—, <i>dingy</i>	ib.
STAPHYLINUS		<i>Starwort</i>	419	<i>Straw Underwing</i>	382, 432
<i>æneocephalus</i>	366	STAUROPUS		<i>Streak</i>	443
<i>attenuatus</i>	ib.	<i>Fagi</i>	247, 398	<i>Streamer</i>	405
<i>bipustulatus</i>	ib.	—, <i>l.</i>	421	<i>Strepsiptera, Kirby</i>	288
<i>brunnipes</i>	361	STELIS		<i>Striped edge, light</i>	364
* <i>canaliculatus</i>	176	<i>phæoptera</i>	457	<i>Strongylus, Heist.</i>	170
* <i>castanopterus</i>	366	<i>punctulatissima</i>	284,	STYLOPS	
* <i>chrysoelinus</i>	176		442	<i>melitta</i>	289, 372
<i>concinuus</i>	366	<i>Stenopteryx, Leach</i>	303	<i>tennicornis</i>	428
* <i>concolor</i>	172	STENOSOMA		<i>Subulicornes, (Scct.)</i>	57
* <i>cyaneus</i>	ib.	<i>hecticum</i>	107	<i>Suctoria, Latr.</i>	220
<i>decorus</i>	366	<i>lineare</i>	ib.	<i>Sugar candy, its cry-</i>	
* <i>dilatatus</i>	172	STENUS		<i>stallization</i>	337
* <i>elongatus</i>	ib.	<i>aceris</i>	367	<i>Sulphur moth</i>	426
* <i>erythropterus</i>	ib.	<i>angustatus</i>	ib.	—, <i>spotted</i>	403
<i>erythropterus</i>	171, 361	<i>biguttatus</i>	173, 359	<i>Swammerdam's me-</i>	
<i>fimetarius</i>	366	<i>brunnipes</i>	367	<i>thod of preserv-</i>	
<i>fucicolor</i>	ib.	<i>cæruleseens</i>	173, 375	<i>ing the eggs of</i>	
* <i>fulgidus</i>	172	<i>cicindeloides</i>	359	<i>insects</i>	318
* <i>guttatus</i>	173	<i>flavicornis</i>	367	— <i>method of dis-</i>	
<i>hæmorrhous</i>	366	<i>Juncorum</i>	367	<i>secting insects</i>	331
* <i>hirtus</i>	172	<i>nigricornis</i>	ib.	<i>Swallow tail B.</i>	64, 285,
<i>hybridus</i>	366	<i>oculatus</i>	ib.	—, <i>l.</i>	380, 429
<i>laminatus</i>	ib.	<i>pubescens</i>	ib.	—, <i>l.</i>	416, 438
<i>lateralis</i>	ib.	<i>pusillus</i>	ib.	<i>Swallow tail moth</i>	253, 424
<i>lituratus</i>	ib.	<i>rufitarsis</i>	ib.	<i>Swift moth, beautiful</i>	397
<i>maculicornis</i>	ib.	<i>rugulosus</i>	ib.	—, <i>brown</i>	381
<i>marginatus</i>	ib.	<i>Sternum</i>	31	—, <i>ghost</i>	245, 397
<i>marginellus</i>	ib.	STIGMUS		—, <i>golden</i>	ib.
* <i>maxillosus</i>	172	<i>ater</i>	278, 413	—, <i>mop-winged</i>	245
<i>maxillosus</i>	366	<i>Stig of Insects</i>	33, 338	—, <i>orange</i>	431
<i>Morio</i>	360	STOMIS		—, <i>silver</i>	361
<i>murinus</i>	366	<i>punicatus</i>	153, 361	—, <i>spotted silver</i>	381
<i>nitipennis</i>	ib.	<i>Stomoxoides, Schæf.</i>	298	—, <i>tawny</i>	397
<i>obscuripennis</i>	ib.	STOMOXYS		<i>Sword-grass Moth,</i>	
<i>oleus</i>	366, 442	<i>calcitrans</i>	298, 442	<i>large</i>	252, 382, 442
<i>picipennis</i>	366	<i>irritans</i>	442	—, <i>l.</i>	419
<i>pilipes</i>	ib.	<i>Store boxes, how</i>		—, <i>small</i>	401
<i>politus</i>	ib.	<i>made</i>	312	<i>Sycamore Moth</i>	400
* <i>poreatus</i>	171	<i>Straight barred</i>	407	SYCTODES	
<i>pubescens</i>	351	<i>Stratiomydæ, (Fam.)</i>	291	<i>thoracica</i>	126, 372
<i>punctulatus</i>				<i>Synistata, Fabr.</i>	257

SYNUCHUS		Tachytes tricolor	277	Tenthredinetæ	262
vivalis	151, 365	Tail, Cauda	33	Tenthredo (Fam. I.),	
Syrphidæ, <i>Latr.</i>	296	PALITRUS		<i>Klug</i>	264
Syrphidæ (Fam.)	ib.	*littoralis	102	Tenthredo (Fam. II.)	
SYRPHUS		Locusta	ib.	<i>Klug</i>	265
Pyrastrî	297, 415	Taniptera, <i>Latr.</i>	291	TENTHREDO	
Systems of Entomology by Linné	44	TANYPUS		*cephalotes	266
— of Entomology by Fabricius	ib.	cinctus	290, 387, 457	*dimidiata	265
—, Kirby's observations on forming a	45	TARPA		*fasciata	263
— of Entomology by Dr. Leach, why adopted	ib.	*cephalotes	266	*femorata	262
—, the Modern, promotes the science of Entomology	46	Fabricii	ib.	*furcata	264
— of Natural History, how formed	74	Klugii	266, 412	*hortulana	ib.
Tabanidæ (Fam.)	293	Panzerii	412	*lata	263
Tabanii, <i>Latr.</i>	ib.	*plagiocephala	266	*marginata	ib.
TABANUS		Farsus, the foot	34	*melanocephala	264
autumnalis	437	Tarus, <i>Clairv.</i>	154	nassata	265, 412
bovinus	293, 414	Tegeneria, <i>Walck.</i>	124	*nitens	263
*cæcutiens	293	Telephoridæ (Fam.)	162	*pumila	265
Paganus	414	TELEPHORUS		Rapæ	265, 412
*pluvialis	293	fulvicollis	374	*Rubi Idæi	264
tropicus	71, 428	fuscus	164, 374	*Scrophularia	67
<i>Tabby Moth, the large,</i>		lateralis	374	*sericea	263
—, <i>small</i>	255, 427	lividus	ib.	TEPHRITIS	
—, <i>tea</i>	427	melanurus	ib.	Cardui	299
TACHINA	435	*minimus	164	grossificationis	415
fera	301, 372	obscurus	374	onopordiumis	ib.
TACHINUS		pallidus	ib.	pulchella	ib.
analis	176, 361	ruficollis	ib.	vibrans	ib.
lunulatus	375	rufus	ib.	Terebrantia (Sect.)	262
marginellus	361	testaceus	ib.	Termes, <i>Linn.</i>	261
rufipes	176, 367	Tenebrio, <i>De Geer</i>	196,	Terrestria (Sect.)	220
subterraneus	176, 361, 429	FENEBRIO	208	TETHEA, <i>Och.</i>	25
subterraneus	176, 361, 429	*Bovistæ	216	TETRAGNATHA	
trimaculatus	429	*cadaverinus	194	extensa	127, 364
TACHYPORUS		*coccineus	215	Tetramera	199
analis	361	*femoralis	192	TETRA TOMA	
chrysomelinus	176, 389, 443	*Fossor	153	Fungorum	194, 389
Granum	176	*gemellatus	192	Petrix subulata	219
marginatus	361	*lanipes	195	TETTIGONIA	
nitidulus	ib.	*Mauritanicus	208	spumaria	380
pubescens	443	Molitor	59, 193, 369	viridis	231, 380
		obscura	389	TETYRA	
		*sabulosus	193	inuncta	394
		Fenebrionidæ (Fam.)	192	Maura	220, 394
		Feneidæ (Fam.)	248	THANASIMUS	
		Feneites, <i>Latr.</i>	ib.	formicarius	165, 388
		Tenthredines Allanti, <i>Klug</i>	265	THANATOPHILUS,	
		— Doleri, <i>Klug</i>	ib.	<i>Leach</i>	147
		— Emphyti, <i>Klug</i>	ib.	THECLA	
		Tenthredinidæ (Fam.)	262	Betulæ	241, 430
				— l.	396
				Pruni	241, 417
				— l.	417

THECLA		TILLUS		TORTRIX	
Quercus	241, 417	elongatus	165, 388	Absinthiana	407
—	<i>l.</i> 396	Quadra	374	Acerana	<i>ib.</i>
Rubi	241, 381	unifasciatus	165, 388	affrictana	435
—	<i>l.</i> 417	TIMARCHA, <i>Hoppe</i>	213	Afzeliana	364
Thereva, <i>Fabr.</i>	300	Tinea, <i>Linné</i>	233	angustana	425
THEREVA		Tinea, <i>Fabr.</i>	249	Asperana	436
plebeia	294, 414	Tineæ, collected in pill		atromargana	408
THERIDIUM		boxes	309	aurana	<i>ib.</i>
sisiphum	126	TINEA		Avellana	425
Thigh, <i>Femur</i>	34	Alstroemeri	372	Baumanniana	385
THOMISUS		applana	437, 443	Berginamiana	436
citreus	128, 387	bistriga	427	Betuletana	<i>ib.</i>
lynceus	<i>ib. ib.</i>	contubernia	410	bifidana	441
oblongus	128, 415	curvipunctosa	364	borana	425
Thorax, definition of		Fagi	<i>ib.</i>	cana	408
the	30	gelatella	443	Carpiniana	425
—, discrimination		Nemorum	255	caudana	435
of the	354	Novembris	443	cerusana	425
Thorn Moth, clouded		nubilea	360	chlorana	407
August	434	Phryganea	443	Christiernana	<i>ib.</i>
—, freckle August	<i>ib.</i>	purpurea	372	ciliana	441
—, plain August	<i>ib.</i>	Pyralea	<i>ib.</i>	cinereana	436
—, canary-shouldered	<i>ib.</i>	Salicis	360	comitana	407
—, early	371	signosa	372	composana	386
—, feathered	442	spissicornis	409	contaminana	441
—, founced	441	tortricea	360	corticana	385
—, July	424	TINGIS		costana	436
—, little	404	Cardui	223, 394	Degenerana	425
—, lunar	253, 404	TIPHIA		dentana	254
—, purple	383, 385, 406	femorata	274, 413	Desfontiana	435
—, September	441	Merio	413	diverana	<i>ib.</i>
Thrips, <i>Linn.</i>	63	TIPULA		egestana	386
THRIPS		oleracea	71, 291, 387, 437	emargana	435
fasciata	395	rivosa	291	examiana	443
juniperina	<i>ib.</i>	Tipulariæ, <i>Latr.</i>	290	excavana	435
minutissima	<i>ib.</i>	Tipulidæ (Fam.)	<i>ib.</i>	Fagana	254, 385, 425
Physapus	232, 380	Tique rouge satinée		fasciana	407
THROSCUS		aquatique	133	fimbriana	364
dermestoides	183, 389	Tissue Moth	384, 435	Forskäliana	436
THYATIRA, <i>Och.</i>	251	—, scarce	371	Forsterana	407
THYLACITES, <i>Germ.</i>	205	TOMICUS		fraternana	371
THYMALUS		Typographus	205, 391	gnomana	364, 441
ferrugineus	170, 389	fuscus	391	hamana	435
Thysanura, characters		Tongue of Insects	29	harpana	407
of the order	138	Tooth-striped Moth,		Holmiana	436
—, classification		early	371	hyemalis	444
of the order	140	Tortoise-shell <i>B. large</i>		Ilicana	436
Tibia, the shank	34	—, <i>l.</i>	233, 363, 416	incarnana	441
Tick, dog	132	—, <i>small</i>	238, 363, 396	latifasciana	<i>ib.</i>
Tillus, <i>Marsh.</i>	164	—, <i>l.</i>	396, 430	Lecheana	407
Tillidæ (Fam.)	165			literana	435, 441
				Loeflingina	371
				Logianu	407

TORTRIX		TORTRIX		Tritoma, <i>Geof.</i>	207
Lundiana	407	Xylosteana	425	PRITOMA	
lutosa	364	Zöegana	435	bipustulatum	51, 214, 362
maculana	441	TRACHEA, <i>Och.</i>	251	* <i>russica</i>	214
Mitterbachina	407	Trachelus, <i>Jurine</i>	267	Trochilum, <i>Scopoli</i>	245
Mylleri	441	Trachusa, <i>Jurine</i>	280, 285	TROGOSITA	
nana	425	TRACHYS		* <i>caraboides</i>	208
nebulana	ib.	<i>minuta</i>	160, 388	<i>mauritanica</i>	208, 369
nigricana	436	<i>viridis</i>	338	* <i>mauritanicus</i>	208
nitida	386	<i>Treble-bar Moth, slender</i>		Trombidiadae (Fam.)	130
nubiferana	408	<i>Treble lines M. equal</i>	405, 441	TROMBIDIUM	
nubilana	ib.	<i>—, dark</i>	402	* <i>aquaticum</i>	135
oporana	407	<i>Treble spot M. rusty</i>	441	<i>holosericum</i>	131, 426
Oxyacantha	385, 442	<i>—, white</i>	425	TROX	
palliolatis	425	TRICHUS		<i>arenarius</i>	369
pauperana	386	<i>aquaticus</i>	373	<i>sabulosus</i>	190, 369
perlepidana	371	<i>discus</i>	373	<i>Truncus</i>	30
picana	441	<i>fulvus</i>	365	<i>Frypeta, Meig.</i>	299
Pomona	425	<i>humeralis</i>	415	TRYPOXYLON	
populana	441	<i>meridianus</i>	149, 365	<i>Figulus</i>	277, 413
plumbeolana	425	Trees, decayed, method of collecting		<i>Tussock Moth, dark</i>	247, 418
pruniana	407	insects from	314	<i>—, l.</i>	382
Quercana	436	<i>—, roots of, method of collecting pupæ at the</i>	315	<i>—, nut-tree</i>	250, 370, 418, 439
rhombana	441	<i>Triangle, red</i>	436	<i>—, l.</i>	382
Ribeana	407	Tribonophora, <i>Hüb.</i>	252	<i>—, pale</i>	247, 398
Rosana	408	TRICHIOSOMA		<i>Twin-spot M.</i>	423
Rubiana	456	<i>laterale</i>	372	<i>—, large</i>	ib.
rufana	ib.	<i>Scalesii</i>	427	<i>—, red</i>	383
ruficiliana	385	<i>sylvaticum</i>	263, 427	<i>—, dark-red</i>	404
rugosana	408	<i>unidentatum</i>	427	<i>—, striped</i>	383
rusticana	436	TRICHIVS		<i>—, treble</i>	385
Salicana	ib.	<i>fasciatus</i>	191, 415	TYCHIVS	
Schalleriana	ib.	<i>nobilis</i>	375	<i>niger</i>	178
semifasciana	ib.	<i>variabilis</i>	389	<i>Tyger Moth, cream-spot</i>	248, 398
sequana	385	Trichoptera, characters of the order		<i>—, l.</i>	382
Smeathmanniana	425	classification		<i>—, garden</i>	418
Solandriana	436	of the	256	<i>—, l.</i>	398
spadiceana	359	<i>—, method of preserving</i>	321	<i>—, ruby</i>	399
squamana	435	<i>—, method of arranging</i>	322	<i>—, scarlet</i>	248, 398
straminea	436	Trimera (Sect.)	215	<i>—, l.</i>	382
sticticana	ib.	TRIPLAX		<i>—, word</i>	248, 398
strobilana	386	<i>bicolor</i>	395	<i>—, l.</i>	382
subocellana	425	<i>rufipes</i>	429	TYPHÆUS	
subsequana	371	<i>russica</i>	214, 429	<i>vulgaris</i>	189, 369
tetraquetrana	364	<i>Triple line M. clay</i>	404	<i>V. Moth</i>	404
trapezana	436			<i>V. black</i>	431
tricolorana	441			<i>V. sooty</i>	424
tripunctana	408, 441			VANESSA	
Udmanniana	407			<i>Antiopa</i>	258, 430
umbrana	435			<i>—, l.</i>	416
unipunctata	364				
urticana	385				
viridana	425				
Wöberiana	408				

VANESSA		VESPA		<i>Wave Moth, small dusty</i>	
Atalanta	238, 363, 430	Britannica	280, 386	<i>wave</i>	423
—, l.	416	Crabro	280, 386	—, <i>small fan-foot</i>	434
C. album	238, 396, 417,	*parietina	279	—, <i>mullein</i>	ib.
—, l.	438	*uniglumis	277	—, <i>plain</i>	423
—, l.	430	vulgaris	280, 385	—, <i>ribbund</i>	ib.
Cardui	238, 416	Vespadæ (Fam.)	279	—, <i>rosy</i>	ib.
—, l.	416	Vespariæ, Latr.	ib.	—, <i>sandy</i>	383
Io	238, 363, 411	Vipio, Latr.	270	—, <i>satiny</i>	423
—, l.	416	Ulonata, Fabr.	217, 219	—, <i>subangled</i>	ib.
Polychloros	238, 363,	<i>Umber Moth, barred</i>	404	—, <i>round-winged</i>	383
—, l.	396, 416	—, <i>connecting</i>	442	—, <i>common white</i>	ib.
Urticæ	238, 363, 396, 438	—, <i>dark</i>	384	—, <i>small white</i>	384
—, l.	430	—, <i>mottled</i>	442	—, <i>small yellow</i>	ib.
Vapourer Moth	439	—, <i>scarce</i>	ib.	<i>White Butterfly, Bath</i>	236,
—, l.	431	—, <i>large waved</i>	403	—, l.	416
—, scarce	418, 432	—, <i>small waved</i>	384	—, <i>black-veined</i>	236,
VAPPO		Unguis, claw	35	—, l.	395
ater	292, 428	<i>Underwing Moth, lesser</i>		—, <i>bordered</i>	404, 430
Udmanian Tortrix	407	—, <i>lunar</i>	440	—, l.	416
Vegetables, definition	20	VOLUCELLA		—, <i>green-veined</i>	236,
of	20	bombylans	414	—, <i>large</i>	236, 380, 430
VELIA		inanis	ib.	—, <i>marbled</i>	417
rivulorum	224, 369	mystaceus	ib.	—, <i>small</i>	236, 330
VELLEIUS, Leach	172	pellucens	296, 414	—, <i>wood</i>	236, 380, 430
Veneer, aquatic	408	Uroceridæ (Fam.)	267	<i>White C. But. l.</i>	430
—, barred	ib.	UROCERUS		<i>White Moth, broad-</i>	
—, chequered	437	Gigas	268, 412	—, <i>barred</i>	400
—, common	408	psyllius	412	—, <i>bordered</i>	253
—, buff-edged rosy	386,	UROPODA		<i>White line Moth, mar-</i>	
—, large brown-edged	437	vegetans	133, 364	—, <i>bled</i>	403
—, elbowed-striped	408	<i>Usher, dark-barred</i>	433	<i>White spot, brindled</i>	424
—, garden	ib.	—, <i>dark-bordered</i>	360	—, <i>marbled</i>	403
—, gigantic	ib.	—, <i>spring</i>	ib.	<i>White Tortrix, cloudy</i>	408
—, hooktip	409	<i>Wainscot Moth, com-</i>		<i>White-barked Tor.</i>	436
—, pale hooktip	ib.	—, <i>dotted-bordered</i>	419	<i>White-fringed Tor.</i>	441
—, in/aid	457	—, <i>large</i>	599	<i>White-shouldered Tor.</i>	436
—, dark inlaid	408	—, <i>powdered</i>	400, 419	<i>White spotted</i>	426
—, necklace	364	—, <i>red</i>	419	<i>White Thorn Tortrix</i>	385
—, pearl	408	—, <i>shoulder-stripe</i>	251,	White thorn hedges,	
—, yellow satin	ib.	—, <i>small</i>	399	time for collect-	
—, straw-coloured	ib.	—, <i>smoky</i>	432	ing insects from	315
—, small straw-co-		—, <i>tawny-veined</i>	419	<i>Willow, pale mottled</i>	401
—, coloured	457	—, <i>triple-spot</i>	432	<i>Widow, mourning</i>	363
—, rosy	408	<i>Wall Butterfly</i>	439	<i>Wing-bones, Pterigostia</i>	35
—, rush	425, 436	—, l.	430, 417	<i>Wings, their form and</i>	
—, narrow-winged	409	<i>Wasp</i>	381, 450	structure	ib.
Vertebrosa, anatomical		—, <i>Hornet</i>	68, 280	—, afford charac-	
character of the	75	<i>Wave Moth, common</i>	69, 280	ters for genera	
Vertex	80	—, <i>small-dotted</i>	385	and species	57
Vespa, Linn. 69, 271, 276			405	<i>Wing Cases</i>	27

Wings of Lepidoptera	Xylocopa, <i>Fabr.</i>	285	YPONOMEUTA	
acquire their full	<i>Y. Moth, gold</i>	403	<i>Padella</i>	399
size in a few mi-	—, <i>Essex</i>	ib.	<i>plumbella</i>	432
nutes	—, <i>pigmy</i>	441	<i>sequella</i>	ib.
—, discrimination	—, <i>silver</i>	383	<i>Ypsolophus, Fabr.</i>	255
of the	<i>Yorkshire</i>	403	ZABRUS	
<i>Winter Moth,</i>	<i>Yellow, frosted</i>	423	<i>gibbus</i>	149, 428
359, 443	<i>Yellow-horned Moth</i>	365	ZARÆA	
<i>Winter Tortrix</i>	<i>Yellow-tail Moth</i>	248, 418	<i>fasciata</i>	263, 386
444	—, <i>l.</i>	398	ZEUZERA	
<i>Wæberian Tortrix</i>	<i>Yellow-underwing Moth,</i>		<i>Æsculi</i>	246, 418
408	<i>beautiful</i>	252, 399,	ZODION	
<i>Wood Butterfly, speckled</i>		418	<i>conopsoides</i>	298
—, <i>l.</i>	—, <i>broad-bordered</i>	250,	<i>Zoegien</i>	435
396	399, 492		Zoophytes, anatomi-	
Woods near London	—, <i>least broad border</i>	399	cal character of	75
312	—, <i>lesser broad border</i>	432	— for the micro-	
—, insects how col-	—, <i>lunar</i>	432	scope	334
lected in	—, <i>minute</i>	383	Zoology, the most dif-	
<i>Wormwood Moth</i>	—, <i>small</i>	399	ficult department	
252, 419	YPONOMEUTA		in Natural His-	
<i>Wormwood Tortrix</i>	<i>cribella</i>	382	tory	20
407	<i>Echiella</i>	399	ZYGÆNA	
<i>X. tawny</i>	<i>Evonymella</i>	249, 399,	<i>Filipendulæ,</i>	245, 397
432		482	<i>Loti</i>	397
XANTHIA, <i>Hüb.</i>			ZYGÆNIDÆ, (Fam.)	244
252			<i>ZYGÆNIDES, Latr. ib.</i>	
XANTHO				
86				
<i>florida</i>				
<i>ib.</i>				
<i>*incisa</i>				
<i>ib.</i>				
XIPHYDRIA				
<i>Camelus</i>				
267, 412				
<i>dromedarius</i>				
412				
Xiphysidiadæ (Fam.)				
267				
XYLENA, <i>Hüb.</i>				
252				

THE END.



SMITHSONIAN INSTITUTION LIBRARIES



3 9088 00611 6826