

FLORAE DANICAE  
ICONUM

*FASCICULUS VICESIMUS SEPTIMUS*

---

MDCCCXVIII.



FLORAE DANICAE

ICONUM

FASCICULUS PRIMUS

MDCCLXXIII

NOMENCLATURA  
ET  
LOCI NATALES PLANTARUM.

TAB. MDLXI.

*Veronica scutellata* a villosa Schumach. Enum. pl. Sicil. I. p. 7.  
*V. scutellata*: foliis lineari-lanceolatis subintegerrimis, pedicellis pendulis patentissimis, calycibus  
quadripartitis, caule erectiusculo. var. *pilosa*: foliis pilosis Vahl En. I. p. 70.  
*V. Parmularia* Poit. et Turp. Flor. Paris. T. 14. Trattin. Flor. austr. fasc. II. T. XX.  
In turfosis, fossis uliginosis haud frequens.

TAB. MDLXII.

*Cyperus minor angustifolius palustris*, capitulis fuscis paleaceis. Morif. Hist. 3. p. 239. f. 8. t. 11. f. 40.  
*Schoenus fuscus* culmo trigono, foliis setaceis, canaliculato-carinatis, fasciculis terminalibus subgemi-  
nis involucre longe minoribus, spiculis subtrifloris, stigmatibus stylo longioribus. Schrad.  
Rhyncospora germ. I. p. 110. Lin. sp. pl. 1664. Ed. Willd. I. p. 262. Engl. bot. T. 1575.  
*Rhynchospora alba* β. fusca. Vahl. En. I. p. 236.  
In turfosis Jutlandiæ occidentalis frequens, in Holfatia prope Kiel, in Slesvic. prope Husum, in  
Norvegia ad Nas et Christianland.

TAB. MDLXIII.

*Juncus acutus maritimus*, caule triquetro molli procerior Plukn. alm. 200 t. 40 f. 2.  
*Scirpus triquetror*: spicis ovatis fessilibus pedunculatisqve, squamis lacero-ciliatis, culmo triquetro  
submonophyllo. Vahl. En. 2. p. 270. Smith. brit. I. p. 55. Scrad. germ. I. p. 140.  
*S. mucronatus*: Hoff gramina 3. p. 44. t. 66.  
In littoribus ad Albin.

TAB. MDLXIV.

Gramen paniceum, sive Panicum sylvestre spica divisa. C. Bauh. Theatr. p. 136. Morif. Hist. 3.  
f. 8. t. 4. fig. 15. Scheuchz Agr. p. 49.  
*Panicum Crus galli*: panicula secunda erecta, spiculis approximatis aristatis, foliis lineari-lanceolatis  
nudis. Schrad. germ. I. p. 243 t. 3. f. 8. Lin. sp. pl. 83. Ed. Willd. 1. p. 337. Leers  
Herb. n. 41 t. 2. f. 3. Hoff gram. 2. p. 15. T. 19.  
In cultis Holfatiæ et Insulæ Als, ad ripas locus Mariboe-Sœe Laalandiæ prope Sœholt.

TAB. MDLXV.

*Alopecurus ovatus* (mihi): culmo adscendente, panicula spicata ovata, glumis calycinis lanatis acutis.  
In Grönlandia boreali detexit. celeberr. Gieske Profesf. Dublinensis.

TAB. MDLXVI.

*Aira glauca*: panicula subspicata, glumis obtusiusculis, flosculis calycem excedentibus, foliis glabris.  
Scrad. Flor. germ. I. p. 256. Schkuhr Cat. Hort. Wittenb. 1799. p. 49.  
*Koeleria glauca*, glumis obtusiusculis muticis foliisque glabris. Fries Novit. Flor. Suet. II. p. 26.  
In arena mobili ad mare prope Warde Jutlandiæ inveni.

TAB. MDLXVII.

*Centunculus simplex* (mihi): caule simplici uni-bifloro foliis ovalibus basi angustatis.  
*C. simplex*; caule simplicissimo unifloro, foliis obtusis. Fries l. c. p. 25.  
In arenosis uliginosis prope Grenaae Jutlandiæ semel inveni.  
Obs. Variet. forte est Cent. minimi, habitus tamen diversus nec non foliorum et corollæ  
forma.

## TAB. MDLXVIII.

*Myofotis deflexa*: feminum marginibus membranaceis in lacinias glochiatas divisis, pedunculis deflexis subebractearis. *Wahlenb. in Act. Stockholm 1810. p. 113. f. 4. Flor. lapp. p. 55.*  
In umbrosis prope Balsford Tromsøen Nordlandiæ detexit celeb. *Wahlenberg*, in infulis prope Christianiam invenit defunct. Prof. *C. Smith*.

## TAB. MDLXIX.

*Symphytum officinale*: foliis ovato-lanceolatis decurrentibus. *Lin. Hort. cliff. p. 47.*  
Varietatem hanc insignem corollis roseis e Næsbyeholm Siellandiæ misit illustrissimus Comes de *Dannefskiold Samsøe*.

## TAB. MDLXX.

*Anagallis foemina* Camer. *Epir. p. 395.*  
*Anagallis arvensis* & flore coeruleo *Spec. pl. ed. Willd. T. I. P. II. p. 821.*  
*Anagallis cærulea*: caule erectiusculo subalato, petalis dentatis demum reflexis. *Pers. Syn. I. p. 173.*  
*Schreb. spicil. fl. lipf. p. 5.*  
In Agris ad Lyngbye Siellandiæ invenit Celeb. Prof. *Lehmann*.

## TAB. MDLXXI.

*Beta sylvestris* maritima *Bauh. pin. 118. Rai Syn. p. 157.*  
*Beta maritima*: caulibus decumbentibus, floribus geminis, lacinis calycinis integerrimis. *Smith brit. I. p. 279. Lin. sp. pl. 322. Engl. bot. t. 285.*  
In maritimis ad Marstal Insulæ Ærøe invenit reverendissimus *M. Bredsdorf* Præpos. honor. et Pastor *Westerkierninge Fioniæ*, deinde ad littora prope Crucioram inveni.

## TAB. MDLXXII.

*Anerhum hortense* *Bauh. pin. 147.*  
*Anethum graveolens*: seminibus compressis. *Lin. sp. I. p. 377. Willd. sp. I. p. 1469.*  
Inter segetes Amagriæ.

## TAB. MDLXXIII.

*Damaſonium repens*, *Poramogetonis rotundifolii* folio. *Vaillant Act. Par. 1719. p. 29. t. 4. f. 8.*  
*Alisma utans*: foliis ellipticis obrusis, pedunculis foliatis, capsulis striatis. *Smith. brit. I. p. 402.*  
*Engl. bot. T. 775. Lin. sp. pl. 487.*  
In fossis et inundatis inter Warde et Ringkiöbing Jutlandiæ.

## TAB. MDLXXIV.

*Lysimachia siliquosa* glabra angustifolia *Bauh. pin. 245.*  
*Epilobium palustre*: foliis sessilibus lanceolatis subdenticularis, caule tereti, stigmatate indiviso. *Smith. brit. I. p. 412. Willd. sp. II. p. 317. Gunner. fl. norv. I. p. 38.*  
*Engl. bot. T. 346.*  
In palustribus vulgare.

## TAB. MDLXXV.

*Acer montanum* candidum. *Bauh. pin. 430.*  
*Acer Pseudoplatanus*: foliis quinquelobis inæqualiter dentatis subtus glaucescentibus glabriusculis, racemis pendulis. *Willd. sp. T. IV. P. II. p. 983. Lin. sp. pl. 1495.*  
*Engl. bot. T. 303.*  
In sylvis præfertim Fioniæ.

## TAB. MDLXXVI.

*Perficaria urens* seu *Hydropiper*. *Bauh. pin. 101.*  
*Polygonum Hydropiper*: floribus hexandris semidigynis, foliis lanceolatis undulatis immaculatis, spicis filiformibus nutantibus, caule erecto. *Smith. br. I. p. 426. Gunn. Norv. II. p. 24.*  
*Lin. sp. p. 517. Willd. sp. T. II. p. 444. Svensk Bot. T. 424.*  
Frequens in fossis et locis humidis.

## TAB. MDLXXVII.

*Alfne foliis linearibus.* Hall. helv. n. 863.

*Spergula saginoides:* foliis oppositis linearibus lævibus, pedunculis solitariis longissimis, floribus pentandris, caule repente. Swartz in Act. Stockh. 1789. p. 44. t. 1. f. 2.

In alpibus Norvegia.

## TAB. MDLXXVIII.

*Potentilla Egedii Wormsk.:* caule brevissimo subramoso, foliis pinnatis glabris: foliolis ovalibus pinnatifido-incisis, pedunculis unifloris folio longioribus. Paul. Egedii Perlustratio Grönlandiæ antiqvæ Tab. prim. fig. infima intermedia.

Circa Coloniam Holsteinborg Grönlandiæ invenit celeb. Prof. Giescke.

Obs. Habitu accedit ad *Pot. anserinam* sed tenerior et valde diversa foliis glabris viridibus non interrupte pinnatis, floribus majoribus &c.

## TAB. MDLXXIX.

*Fragaria sterilis Bauh.* pin. 327. Moris. hist. 2. p. 286. f. 2. t. 19. f. 5.

*Fragaria sterilis:* Lin. Sp. pl. 709. Willd. sp. T. II. p. 1092. Curt. lond. Fasc. 3. T. 30.

*Comarum fragarioïdes:* petalis calyce majoribus. Roth. german. I. p. 224.

In declivis prope Nysöc Siellandiæ invenit Botanicus cultor indefessus Liber Baro H. A. Stampe.

## TAB. MDLXXX.

*Papaver eraticum majus Bauh.* pin. 171.

*Papaver Rhoear:* capsulis glabris subglobosis, caule multifloro hispido: pilis omnibus patentibus, foliis pinnatifidis incisis. Smith br. 2. p. 567. Lin. sp. pl. 726. Gunn. Flor. Norv. 2. p. 36. Willd. sp. T. 2. p. 1146. Curt. Lond. Fasc. 3. T. 32.

Inter segetes et ad sepes præsertim prope Neoburgum Fioniæ, raro in Siellandia.

## TAB. MDLXXXI.

*Origanum sylvestre.* Bauh. pin. 243. Rivin. monop. t. 60.

*Origanum vulgare:* spicis subrotundis paniculatis conglomeratis glabris, involucris ovatis calyce longioribus. Smith. brit. 2. p. 639. Lin. sp. pl. 824. Willd. sp. T. 3. p. 135.

In dumetis haud raro.

## TAB. MDLXXXII.

*Sinapi rapi folio.* Bauh. pin. 99.

*Sinapis nigra:* filiquis glabris tetragonis racemo adpresis, foliis fummis lineari lanceolatis integerrimis glabris. Smith. l. c. 2. p. 722. Lin. sp. pl. p. 933. Willd. sp. 3. p. 555.

Inter segetes haud frequens.

## TAB. MDLXXXIII.

*Kakile f. Eruca maritima latifolia.* Bauh. hist. 2. p. 868.

*Ifatis ægyptiaca.* Forsk. descript. p. 121.

*Bunias Kakile β.* Vahl. Symb. 2. p. 78.

*Kakile ægyptiaca:* foliis obovatis inciso-dentatis. Willd. sp. 3. p. 417.

In maritimis prope Ribe Jutlandiæ inveni. In insulis Færöensibus ad littora invenit Botanicus felicissimus cultor. H. C. Lyngbye.

Obs. Certe varietas *Kakil. maritimæ.*

## TAB. MDLXXXIV.

*Ononis non spinosa purpureo flore.* Bauh. hist. 2. p. 393. Barr. ic. 1214.

*Ononis spinosa a mitis.* Lin. sp. pl. 1006.

*Ononis hircina:* floribus geminatis, foliis inferioribus ternatis ellipticis ferratis pubescentibus, caule inermi villoso-viscoso. Willd. sp. 3. p. 989. Jacquin hort. vind. I. p. 40. t. 93.

*Ononis arvensis Schumacher.* Siell. I. p. 209.

In pascuis, rarius prope Hafniam, in Jutlandia prope Westervig, in Bornholmia.

B

TAB.



## TAB. MDLXXXV.

*Artemisia grönlandica*: foliis sericeis: inferioribus pinnatis, pinnis tri-quinquepartitis, superioribus et floralibus subulatis, caule subramoso, floribus subpedunculatis globosis.  
In rupis finus Kabsesund Grönlandiæ invenit celeberr. *Wormskiold*.

## TAB. MDLXXXVI.

*Lenticula aquatica trifulca* *Bauh. pin.* 362.  
*Lenticularia ramosa monorhiza.* *Mich. gen.* 16 t. 11 f. 5.  
*Lemna trifulca*: foliis lanceolatis in petiolum attenuatis cruciatim coherentibus, radicibus solitariis. *Willd. sp.* 4. p. 193. *Lin. sp. pl.* 1376. *Wolf Comment. de Lemna.* p. 20. f. 1. 2. 3. *Gunn. flor. norv.* 2. p. 95. *Svensk Bot.* t. 324. f. 4.  
In aquis stagnantibus.

## TAB. MDLXXXVII.

*Lenticula palustris* *Bauh. pin.* 362. *Vaill. par.* p. 14. t. 20. f. 3.  
*Lenticula minor monorhiza.* *Mich. gen.* p. 16. t. 11. f. 3.  
*Lemna minor*; foliis ellipticis utrinque planis basi coherentibus, radicibus solitariis. *Willd. Sp. pl.* 4. p. 195. *Lin. sp. pl.* p. 1376. *Gunner. fl. norv.* 2. p. 96. *Wolf. l. c.* p. 23. f. 4. 10. *Svensk bot.* T. 324. f. 1.  
In aquis stagnantibus.

## TAB. MDLXXXVIII.

*Lenticula palustris major interne magis convexa.* *Michel. gen.* p. 15. t. 11. f. 2.  
*Lemna gibba*: foliis ellipticis subtus bullato-convexis basi coherentibus, radicibus solitariis. *Willd. sp. pl.* 4. p. 194. *Lin. sp. pl.* p. 1377. *Gunn. fl. norv.* 2. p. 95. *Svensk bot.* t. 324. f. 2.  
In aquis stagnantibus.

## TAB. MDLXXXIX.

*Lenticularia major polyrhiza.* *Mich. gen.* p. 16 t. 11. f. 1.  
*Lenticula palustris major* *Vaill. par.* p. 114. t. 20. f. 2.  
*Lemna polyrhiza*: foliis ellipticis planis basi coherentibus, radicibus fasciculatis. *Willd. sp. pl.* 4. p. 195. *Lin. sp. pl.* p. 1377. *Gunn. fl. norv.* 2. p. 95. *Svensk bot.* t. 324. f. 3.  
In aquis stagnantibus non frequens.  
*Obs.* *Lemn. minorem, trifulcam* et *gibbam* tantummodo floribus masculis, *L. polyrhizam* vero nunquam florentem inveni.

## TAB. MDXC.

*Carex ustulata*: spica mascula solitaria, foemineis binis ovatis pedunculatis, stigmatibus tribus, fructibus ovatis acuminatis bidentatis compressis squama elliptica longioribus. *Willd. sp. pl.* 4. p. 293. *Wahlenb. flor. lapp.* p. 238. *Schkuhr. Caric.* p. 106 T. Y. fig. 82.  
In Norvegiæ alpibus invenit Prof. *C. Smith* in Grönlandia celeb. *Wormskiold*.

## TAB. MDXCI.

*Polypodium cristatum.* *Lin. sp. pl.* p. 1551. *Afzelius in act. holm.* 1787. p. 248. t. 9. *Gunner. fl. norv.* 2. p. 125. *Scumach. fl. Siell.* 2. p. 20. sub *Polystico*.  
*Aspidium cristatum*: frondibus pinnatis, pinnis subcordato-oblongis pinnatifidis, laciniis oblongis obtusis dentato-ferratis, stipite paleaceo. *Willd. sp. pl.* 5. p. 252. *Swartz Syn. fil.* p. 52. *Svensk bot.* t. 390.  
In turfosis ad Rudersdal et Holmegaard Siellandiæ.

## TAB. MDXCII.

*Fucus ligulatus*: fronde cartilaginea plana subnervi bipinnata: segmentis oppositis lineari-lanceolatis, margine spinoso-dentatis. *Turn. hist. fucor.* 2. p. 75 t. 98. *Lighth. flor. scot.* 2. p. 946 t. 29. *Turn. Syn. fuc.* 1. p. 99.  
*Herbacea ligulata.* *Stackh. Ner. brit. edit.* 2. p. XII. et 60. T. 20.

*Laminaria ligulata* Agardh. *Syn. alg. scandin.* p. XIII.  
In oris Færoensibus invenit felicisf. Algarum indagator *Lyngbye*.

## TAB. MDXCIII.

*Fucus Plocamium* Gmel. *hist. fuc.* p. 153. t. 16. f. 1. *Esper Icon. fuc.* 1. p. 18 t. 2.  
*F. cartilagineus* Oeder *Enum. plant. flor. dan.* n. 131?  
*Ceramium Plocamium.* Roth. *fl. germ.* 3. p. 438. *Catalect. bot.* 3. p. 107.  
*Fucus coccineus:* fronde compressa membranaceo-cartilaginea ramosissima, ramulis subulatis tripli-  
quaduplicato-alternis, tuberculis spæricis fæsislibus filiquisqve lanceolatis. *Turn. hist.*  
*fuc.* 1. p. 131. T. 59. *Syn. fuc.* 2. p. 291.  
*Plocamia coccinea* Stackh. *Ner. brit.* edit. 2. p. XII. et p. 43. Tab. 16.  
*Delesferia coccinea* Agardh l. c. p. XIV.  
In oris Færoensibus invenit *Lyngbye*.

## TAB. MDXCIV.

Fig. 1.

*Thorea Lehmanni* (mihi): fronde tereti filiformi ramosa fusca, undiqve fibris tenuissimis pellucidis  
dense obsesa.  
In ligno subputrido in paludosis ad lacum *Lyngbye* detexit celeberr. Prof. *Lehmann*.

Fig. 2.

*Scytosiphon tomentosus:* fronde tereti filiformi tubulosa vage ramosa: ramis ramulisqve remotis,  
fibris geniculatis dense obsesis. *Lyngbye Tentam. algologicum* mox divulgandum.  
Ad littora Hinsholmiæ Fioniæ detexit celeberr. *Hofmann Bang*, ad litus prope Öster Risöer Norve-  
giæ celeb. *Lyngbye*.

## TAB. MDXCV.

Fig. 1.

*Conserva foeniculacea* Hudf. *fl. angl.* p. 594.  
*Fucus subtilis* Turn. *hist. fuc.* t. 234.  
*Scytosiphon foeniculaceus:* fronde tereti filiformi tubulosa vage ramosissima: ramis ramulisqve flexuosis  
densissime intricatis attenuatis capillaceis, *Lyngb. l. c. Agardh disp.* p. 25.  
*Halymenia? foeniculacea* Agardh *Syn.* p. 38  
In sinu Othinienfi legit leleb. *Hofman Bang* ad oras Norvegiæ celeb. *Lyngbye*.

Fig. 2.

*Conserva paradoxa.* Roth. *Cat.* 3. p. 172.  
*Scytosiphon paradoxus:* fronde subtereti filiformi dichotoma, ramis apicem versus paululum attenuatis  
fibrisque moniliformibus verticillatim obsesis. *Lyngb. l. c.*  
In sinu Othinienfi et in sinu Kalvesfund Norvegiæ legit *Hofman Bang*.

## TAB. MDXCVI.

Fig. 1.

*Conserva frigida* Dillw. *Syn. conf. brit.* T. 16.  
*Conserva Dillwynii* Web. et Mohr. *Grosbr. Conf.* T. 16.  
*Ceramium Dillwynii* Roth *catal.* 3. p. 117.  
*Vaucheria Dillwynii.* Agardh. *Synops.* p. 50.  
*Ectospermum Dillwynii:* filis capillaribus ramosis: ramulis ultimis brevibus secundis capsuliferis,  
capsulis fæsislibus solitariis globosis limbo pellucido cinctis. *Lyngb. l. c.*  
In umbrosis in terra.

Fig. 2.

*Conserva pedicellata* Dillw. *Conf. brit.* T. 108.  
*Ceramium pedicellatum:* fronde minutissima diffusa dichotome ramosa: ramis alternis multifidis,  
apicibus bifidis, articulis diametro triplo longioribus, capsulis sparsis ovatis breviter pedi-  
cellatis. *Lyngbye l. c.*  
Ad littora Fioniæ septentr. et in sinu Oxeford Norvegiæ invenit *Lyngbye*.

## TAB. MDXCVII.

*Conserva reticulata:* filamentis anastomasantibus reticulatis in maculas subpentagonas coadunatis.  
*Dillw. Conf. brit.* p. 33. T. 97. *Lin. sp. pl.* p. 1635.

*Hydrodictyon pentagonum.* Vaucher conf. p. 88. T. 9.  
*Hydrod. utriculatum.* Roth catalecta 3. p. 322. Agardh l. c. p. 97.  
 In amne prope Nestved Siellandiæ inveni.

## TAB. MDXCVIII.

Fig. 1.

*Conferva pectinalis:* O. F. Müller in nov. act. Petrop. III. Dillw. l. c. T. 24. Web. et Mohr Conf. brit. Fasc. 3. p. 47. t. 24.

*Diatoma pectinale:* filis dilute viridibus strictis rigidis fragilissimis attenuatis. Agardh l. c. p. 113.  
 In amnis et fossis plantas aquaticas adhærens.

Fig. 2.

*Diatoma arcuatum:* filis simplicibus planis arcuatis flavescens: articulis diametrum longitudine æquantibus transversim striatis post copulationem alternatim solutis. Lyngbye l. c.  
 Ad littora Fionia septentrionalis in *Ceramio elongato* et *rubro* parasiticum invenit Lyngbye.

## TAB. MDXCIX.

Fig. 1.

*Oscillatoria zoostericola:* filis simplicibus fuscis rigidiusculis erectis attenuatis brevissimis cespitosis. Lyngbye l. c.  
 In *Zostera marina* in sinu Othinienfi detexit Lyngbye.

Fig. 2.

*Conferva muralis.* Dillw. l. c. t. 7. Roth. cat. III. p. 189.  
*Oscillatoria muralis:* filis viridibus rigidiusculis curvato-flexuosis crassiusculis in stratum viride implicitis, annulis laxis. Agardh l. c. p. 108.  
 Ad Muros et parietes præsertim humidos.

## TAB. MDC.

*Sphacelaria reticulata:* fronde minutissima ramosa intricata, ramis elongatis apice polygonato-flexuosis, articulis diametro brevioribus. Lyngbye l. c.  
 In *Fuco plicato* aliisque Algis ad littora Fionia sept. detexit Lyngbye.

## TAB. MDCLI.

Fig. 1.

*Bangia viridis:* filis continuis simplicibus minutissimis imbricatis granuliferis, granulis simplici serie dispositis. Lyngbye l. c.  
 Inter *Fucoidea* ad rupes maritimas sinus Kalvefund prope Arendal Norvegiæ inven. celeb. Hofmann-Bang et Lyngbye.  
 Obs. Genus hoc, filis continuis intus granulatis distinctum, Domino N. Hofmann Bang possessori prædii Hofmangave Fionia Botanices cultori indefesso et algarum scrutatori eximio, dedicavit celeberr. Lyngbye.

Fig. 2.

*Conferva atropurpurea.* Dillw. Syn. t. 103?  
*Bangia crispa:* filis continuis simplicibus crispis granuliferis, granulis rotundis subtriplici serie dispositis. Lyngbye l. c.  
 In rupibus maritimis sinus Oxefjord Norvegiæ invener. Hofmann-Bang et Lyngbye.

## TAB. MDCII.

Fig. 1.

*Scytonema Hofmanni.* Agardh Syn. p. 117.  
*Scytonema Bangii:* filis simplicibus erectis rigidis flexuosis, in aculeos erectos fusco-virescentes densissime contortis. Lyngb. l. c.  
 Ad rupes nudas umbrosas inter muscos ad officinam ferrariam Nasf Norvegiæ inven. Hofmann Bang.

Fig. 2.

*Conferva Myochrous.* Dillw. Syn. t. 19 et Introd. p. 37.



*Scytonema Myochrous*: filis in cespitem nigro-fuscum densissime implexis, intrus transversaliter annulatis, ramulis geminis secundis simplicibus. *Lyngb. l. c. Agardh. l. c. p. 113.*  
In turfosis Grönlandiæ invenit *Wormskiold*, ad officin. ferrariam Næls Norvegiæ *Hofmann Bang*.

## TAB. MDCIII.

*Bryopsis Lyngbyei*: fronde tereti ramosa: ramis et pinnis distichis oppositis.  
In scopulis marinis ad Færoe detexit celeb. *Lyngbye*.

## TAB. MDCIV.

*Batrachospermum Myosurus*; *Ducluzeau Esjai s. l'hist. natur. des conferves p. 76. Decandol. Synops. flor. gall. p. 12.*  
*Tremella Myosurus Lyngbye*: fronde elongata fusco-olivacea ramosa: ramis cylindricis tenuissime ramulosis, granulis rotundis.  
In rivulo alpino færoenfi ad saxa invenit celeb. *Lyngbye*.

## TAB. MDCV.

*Lycoperdon poculiforme*. *Jacqu. collectanea austr. I. p. 122. t. 4. f. 1.*  
*Ascidium Berberis*: cespitosum orbiculare parvum convexum, peridiis subelongatis flavis. *Perfoon Synops. fungor. p. 208.*  
In foliis Berberis vulgaris.

## TAB. MDCVI.

*Agaricus gilvus*: gregarius submagnus flavo-ferrugineus nitidus pileo infundibuliformi rigido margine reflexo stipite crasso tubtuberoso. *Perf. Syn. fung. p. 448.*  
In sylvis abietinis passim.  
Obs. Fig. hæc sinit varietatem carneam majorem hujus fungi quæ non specie mihi diversa videtur nec a *Perjonii* fungo nec ab *Ag. cyathiformi* Flor. dan. t. 1011 ad quem certe pertinet *Ag. circinans Schum. Flor. fiell. sept. P. 2. p. 323.*

## TAB. MDCVII.

*Agaricus oreades*: pileo complanato subfusco-pallido, lamellis albis trifidis basi angustis, stipite pleno albo fistuloso. *Bolt. fung. apend. t. 157. exclus. synon.*  
In graminosis.

## TAB. MDCVIII.

*Agaricus prolixus*; pileo carnosio convexo laxo glabro testaceo-ferrugineo, lamellis liberis integerrimis albis, stipite solido serobiculato testaceo. *Fries msscript.*  
In Sylvis Sielandiæ.  
Obs. Affinis *A. fuscipede* *Perf.* sed differt colore, stipite æquali præmorfo et lamellis integerrimis.

## TAB. MDCIX.

*Agaricus collinus*: pileo subcarnosio campanulato explanato umbonato pallescens, lamellis subliberis albidis, stipite fistuloso lævi glabro. *Fries Observat. mycol. P. 2. p. 133. Schaff. fung. t. 220. Schumach. Siell. 2. p. 280.*  
*A. arundinaceus*. *Bull. fung. t. 403. f. a.*  
In graminosis.

## TAB. MDCX.

*Agaricus rutilans*: pileo carnosio planiusculo flavido: maculis rubellis ad marginem ut plurimum picto, lamellis pallidis, stipite longo solido deorsum incrassato pileo concolore. *Perf. Syn. fung. p. 320. Schaff. fung. t. 218.*  
*Agar. xerampelinus*. *Sowerby fung. Angl. t. 31.*  
In pinetis non frequens.

C



TAB.

## TAB. MDCXI.

*Agaricus odoratus*: pileo carnosio planiusculo lævi virescente, lamellis confertis subdecurrentibus albidis, stipite folido subflexuoso concolore aut viridi. *Perfoon* l. c. p. 323. *Bull. herb.* t. 146. *Sowerb.* l. c. t. 42.  
In sylvaticis raro.

## TAB. MDCXII.

*Agaricus purus & roseus*: gregarius, pileo submembranaceo roseo nitido, lamellis latiusculis basi venosis stipiteque fistuloso basi villosulo dilutioribus. *Perf.* l. c. p. 339. *Schumach.* l. c. 2. p. 292. *Agar. roseus.* *Bull.* l. c. t. 507. *Sowerb.* l. c. t. 72.  
In fagineis ad terram.

## TAB. MDCXIII.

*Agaricus amanitæ.* *Batsch El. fung. Cont.* 1. p. 109. t. 18. f. 93. *Perf. obs. myc.* 2. p. 52.  
*A. bulbosus.* *Schumach.* l. c. p. 307.  
*Agaricus tuberosus*: gregarius albus, pileo subcarnosio convexo lævi, lamellis adnatis, stipite brevi Sclerotii adnato. *Fries obs. myc.* 1. p. 38. *Perfoon syn.* p. 374. *Bull.* l. c. 256 et 522.  
In Sclerotiiis diversis Agaricis et ligno putrido insidentibus.

## TAB. MDCXIV.

## Fig. 1.

*Agaricus tenellus.* *Batsch.* l. c. *Cont.* 1. p. 103. t. 18. f. 88.  
*A. citrinellus*: gregarius, pileo hemisphærico papillato striato stipiteque breviusculo basi piloso citrinis, lamellis uncinatis dilutioribus. *Fries* l. c. 1. p. 44. *Perf.* l. c. p. 384.  
In pinetis ad Soroe Siellandiæ.

## Fig. 2.

*Agaricus chloranthus*: solitarius pileo submembranaceo cucullato obruso striato viridi, lamellis rotundato-adfixis stipiteque brevi late virescente, basi subvillosulo virenti albidis. *Fries* l. c. 2. p. 156. *Tab.* 5. f. 2.  
In graminosis ad Soroe Siellandiæ.

## TAB. MDCXV.

## Fig. 1.

*Agaricus polygrammus*: solitarius terrestris, pileo campanulato umbonato subcinereo, stipite caudato longitudinaliter striato argenteo-cælio. *Perf.* l. c. p. 377. *Bull.* l. c. t. 395 et t. 518. f. h. *Sowerby* l. c. t. 221.  
Inter folia dejecta sylvarum Soroeensium ad terram.

## Fig. 2.

*Agaricus filipes.* *Bull.* l. c. t. 320.  
*A. pilosus*: solitarius, pileo membranaceo subhemisphærico papillato striato, lamellis stipiteque basi villosulo-albidis. *Fries* l. c. 1. p. 35. *Perf.* l. c. p. 380. *Batsch.* l. c. p. 67. t. 1. f. 2.  
Inter folia dejecta sylvarum prope Soroe.

## TAB. MDCXVI.

*Agaricus dryinus*: solitarius, pileo compacto subobliquo albido: squamis sparsis obsoletis, lamellis subdistantibus, stipite obsoleto squamuloso. *Perf.* l. c. p. 478. *Schæff.* l. c. t. 233.  
Ad caudices Quercuum in Sylvis ad Soroe.

## TAB. MDCXVII.

*Merulius lutescens*: pileo umbilicato glabro lutescente: venis cinereo-rutillis, stipite cavo luteo. *Perf.* l. c. p. 489.  
*Agaricus cantharelloides.* *Sowerb.* l. c. t. 47.  
*Helvella cantharelloides.* *Bull.* l. c. t. 473. f. 3.  
In sylvis.

## TAB. MDCXVIII.

*Boletus albidus*: gregarius albidus, pileo glabro carnosio fragili, poris minutis demum citrinis, stipite breviusculo inæquali. *Perf.* l. c. p. 516.  
*Bolet. ovinus*. *Schæff.* fung. t. 121.  
 In pinetis raro.

## TAB. MDCXIX.

*Fig. superior.*

*Elvela lilacina*. *Batsch Elench. fung. f.* 131.  
*Thelephora lilacina*: subimbricata mollis azonata pallida, margine subtusque dilute purpurea. *Perf.*  
*Synopf.* p. 572.  
 Ad truncos abietinos.

*Fig. inferior.*

*Thelephora rubiginosa*: *Perf.* l. c. p. 567.  
*Auricularia ferruginea*. *Bull.* t. 378.  
*Stereum rubiginosum*: imbricatum rubiginoso - spadiceum subglabrum, papillis majusculis. *Fries*  
 l. c. p. 1. p. 155.  
 Ad truncos in fylvis Siellandiæ.

## TAB. MDCXX.

*Fig. superior.*

*Peziza triformis*: minima, fessilis: primo granulæformis clausa villosa alba, dein disco depresso fulvo, tandem marginem obliterante convexo aurantiaco. *Fries Muscept.*  
 In lignis putridis.

*Fig. inferior.*

*Peziza biformis*: minuta, fessilis: primo granulæformis clausa villosa alba, dein aperta patellata, subtus granulata virescens, disco luteo. *Fries Muscept.*  
 In lignis putridis.

H A V N I Æ.

T Y P I S H A R T V. F R I D. P O P P.



*Flora Danica Tab. MDLXI.*



*Flora Danica Tab. MDLXII.*







*Flora Danica Tab. MDLXIV.*

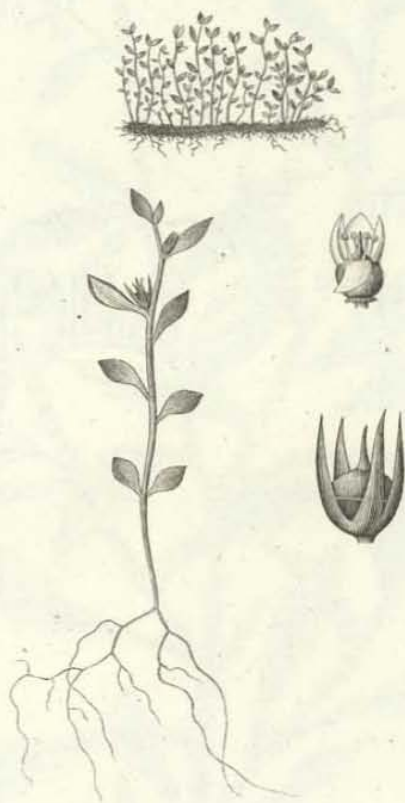




*Flora Danica Tab. MDLXVI.*



*Flora Danica* Fab. MDLXVII.







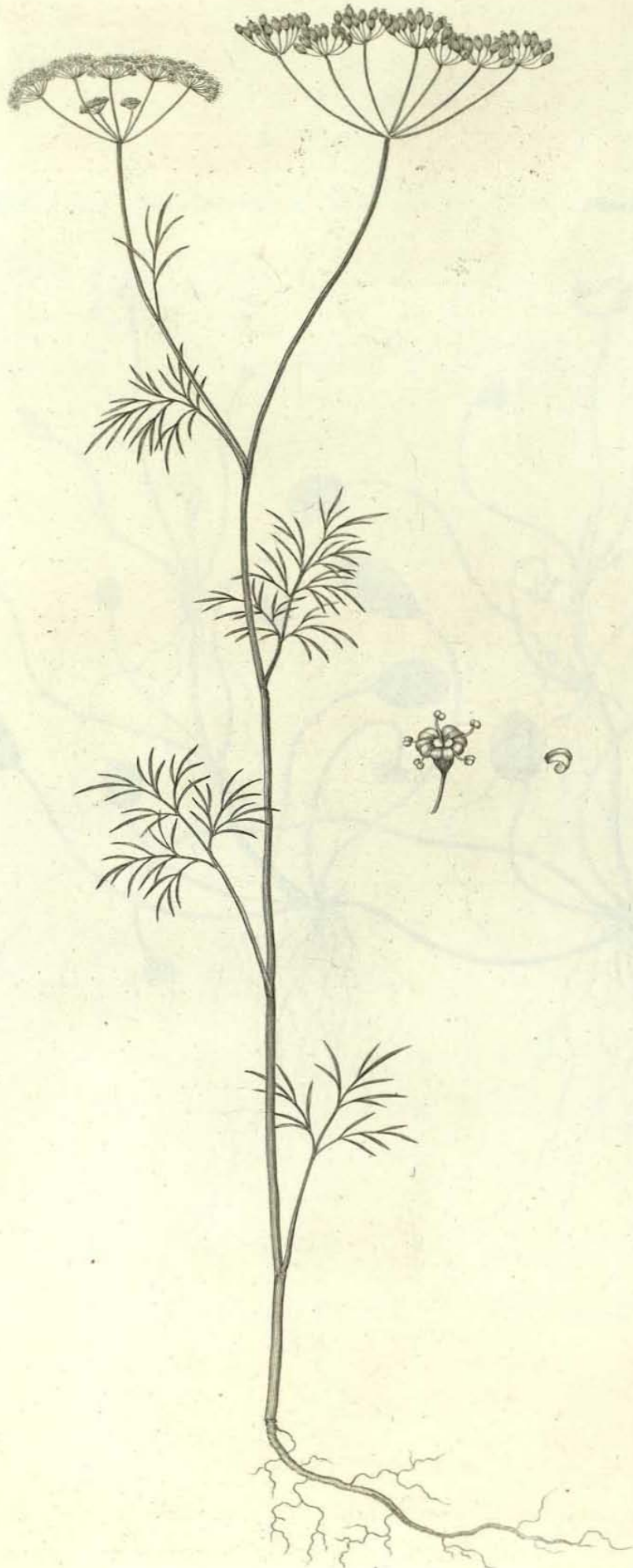
*Flora Danica Tab. MDLXX.*

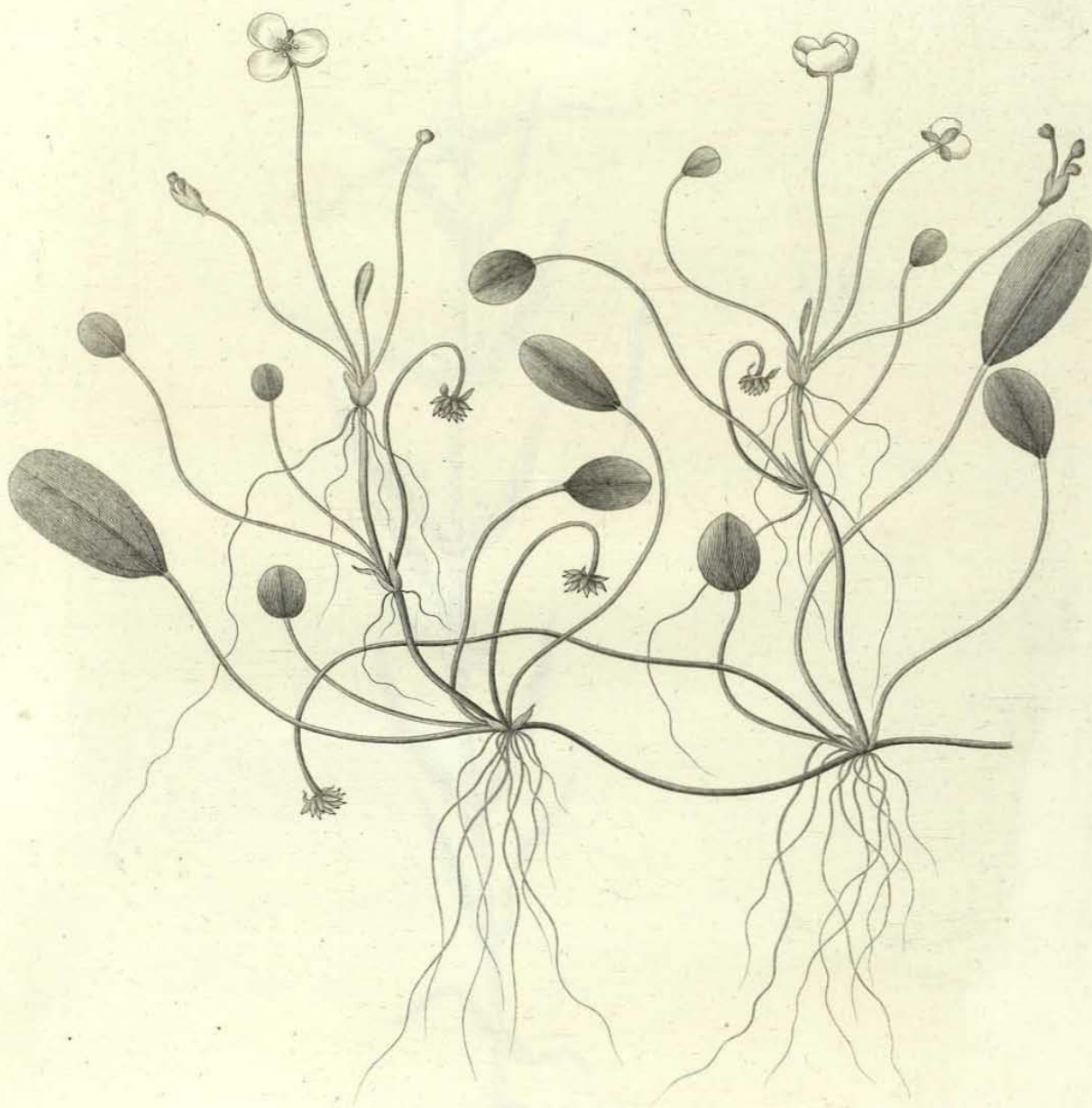




*Flora Danica Tab. MDXXXI.*













UNIVERSITATIS COPENHAGENSIS  
MUSEI BOTANICI  
J. B.  
MUSEO DE HISTORIA NATURALIS



UNIVERSIDAD GENERAL  
DE CANTABRIGA  
BIBLIOTECA

*Flora Danica Tab. MDLXXVII.*



*Flora Danica Tab. MDLXXVIII.*





UNIVERSIDAD CENTRAL  
BIBLIOTECA  
DE CIENCIAS NATURALES



UNIVERSIDAD CENTRAL  
92-075  
FACULTAD DE CIENCIAS  
MEXICO









UNIVERSIDAD CENTRAL  
DE BOGOTÁ  
FACULTAD DE CIENCIAS EXACTAS Y FÍSICAS  
LABORATORIO DE BOTÁNICA Y FITOGENIA

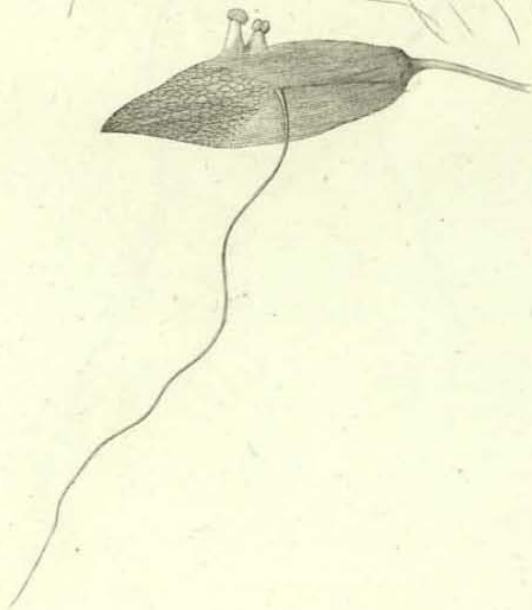



UNIVERSIDAD CENTRAL  
BIBLIOTECA  
J. B.  
DE CIENCIAS NATURALES

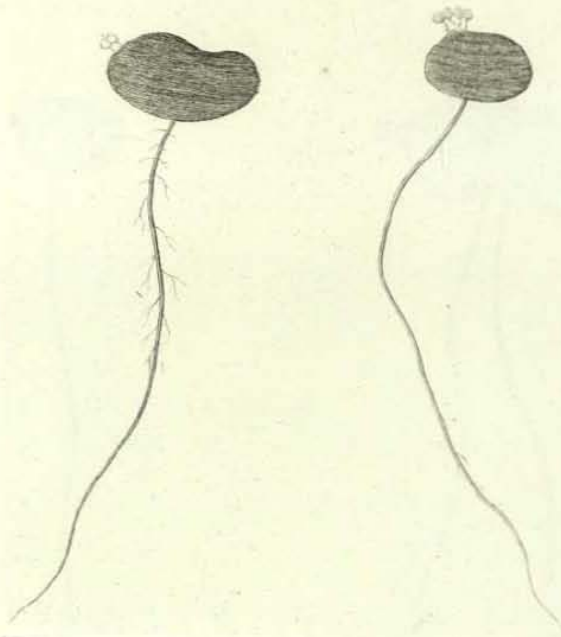
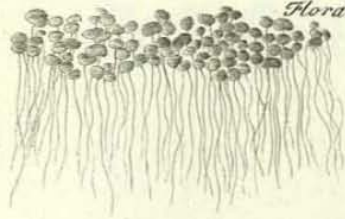
*Flora Danica Tab. MDLXXXV.*



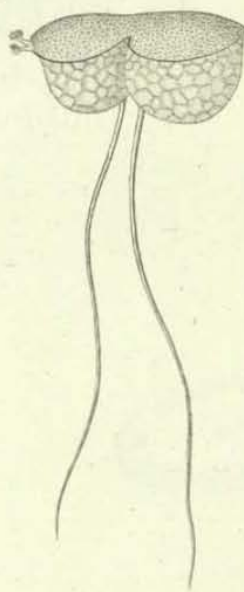
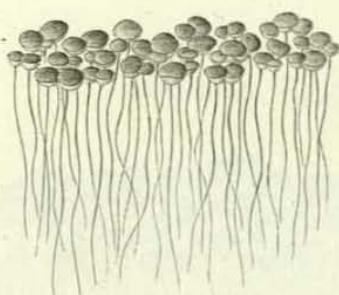
*Flora Panica Tab. MDLXXXVII.*



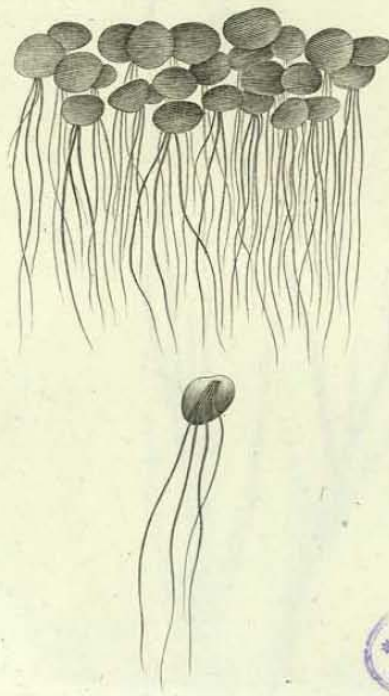
*Flora Danica Tab. MDLXXXVII.*



*Flora Danica Tab. MDLXXXI III.*




*Flora Danica Tab. MDLXXXIX.*

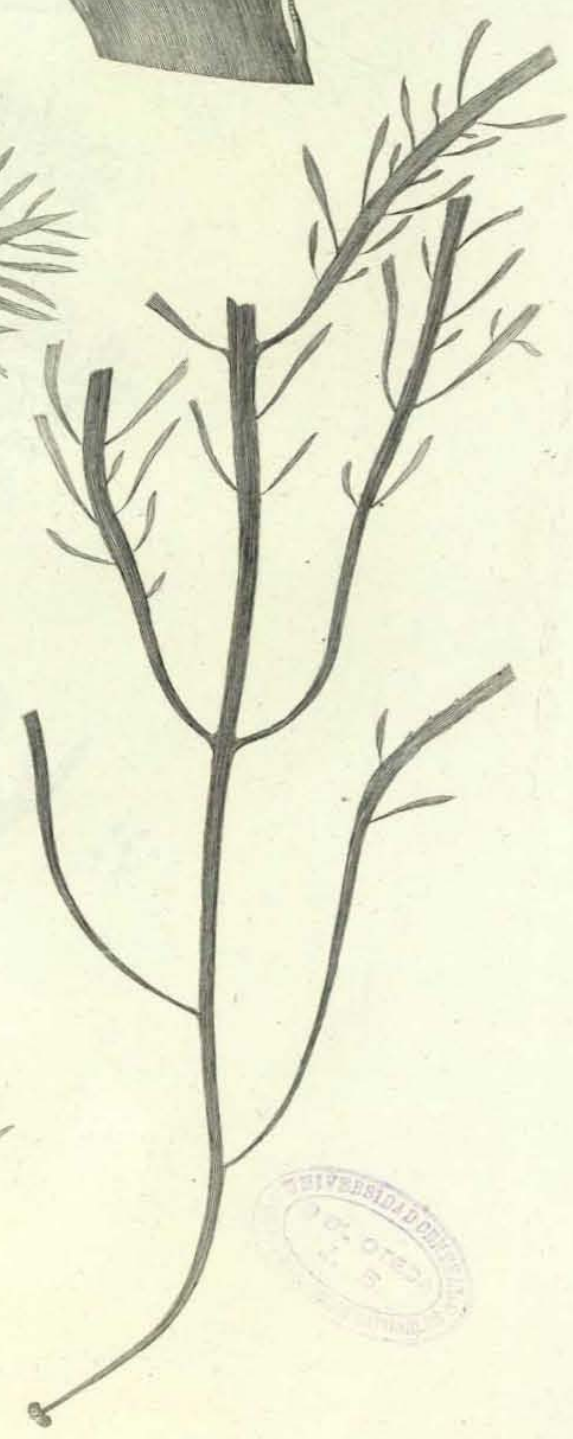






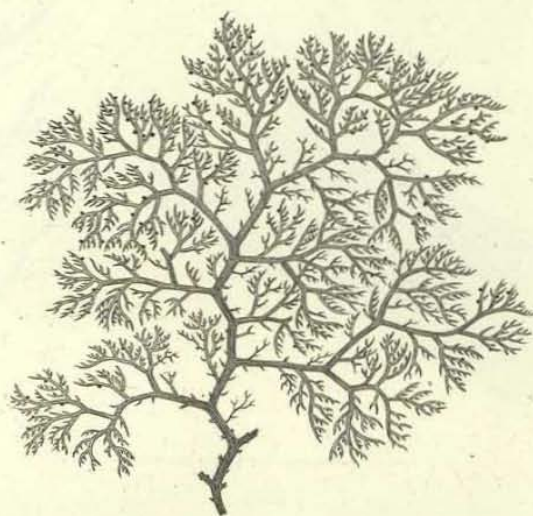
*Flora Danica Tab. MDLXXX.*








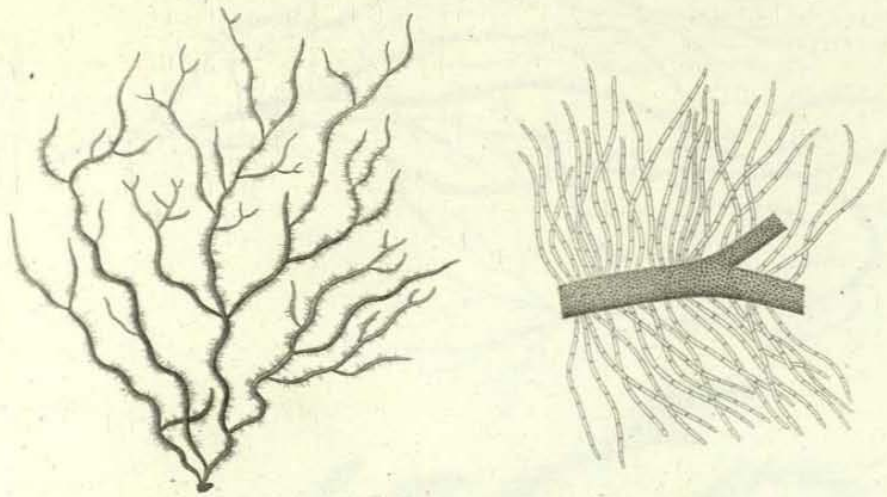
*Flora Danica Tab. MDLXXXIII.*



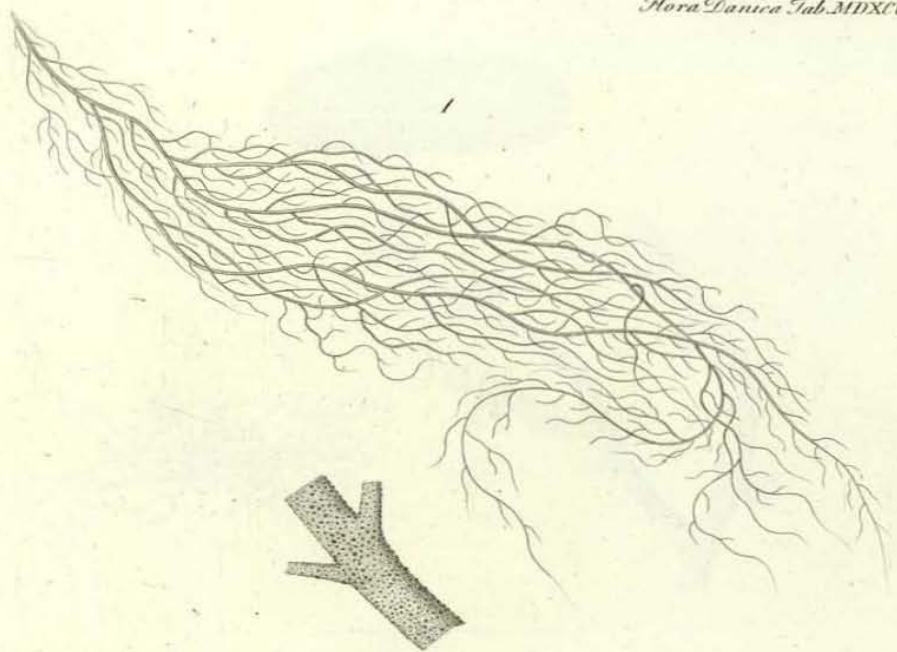


1

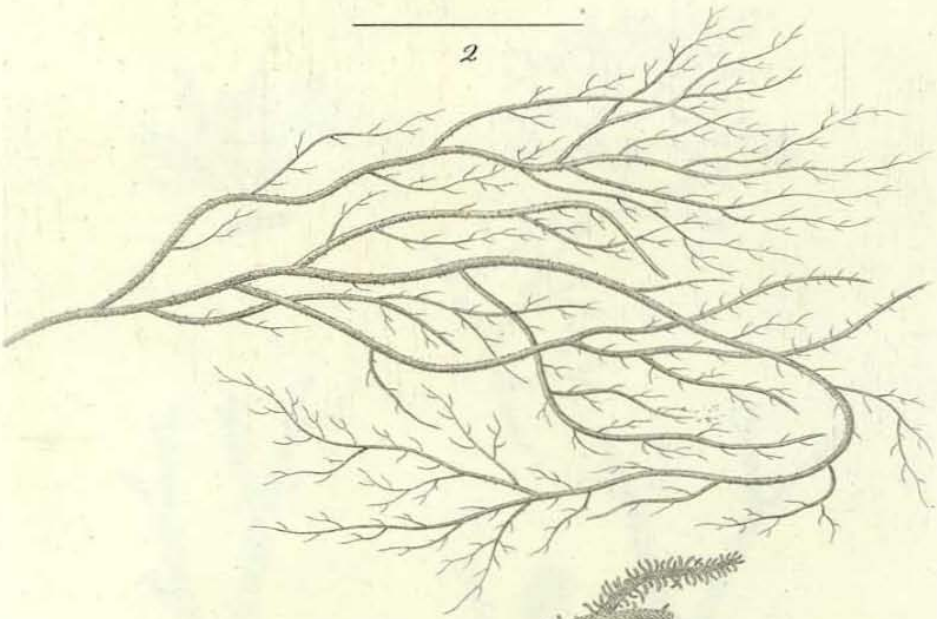


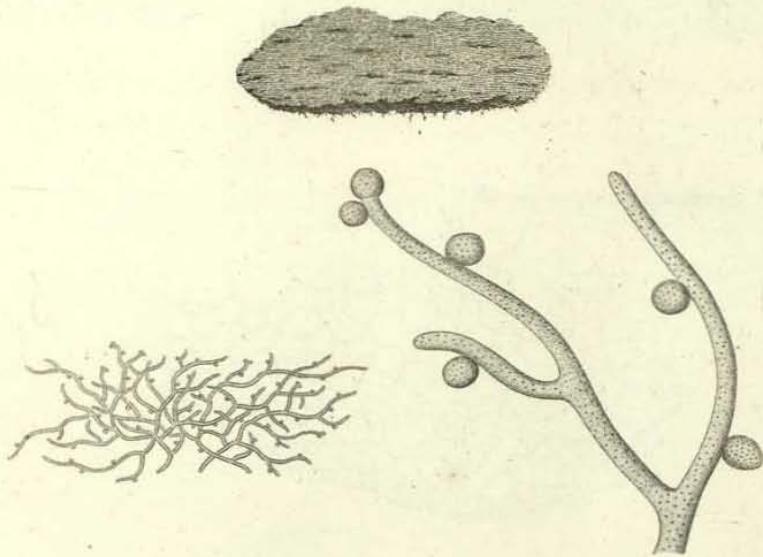
2



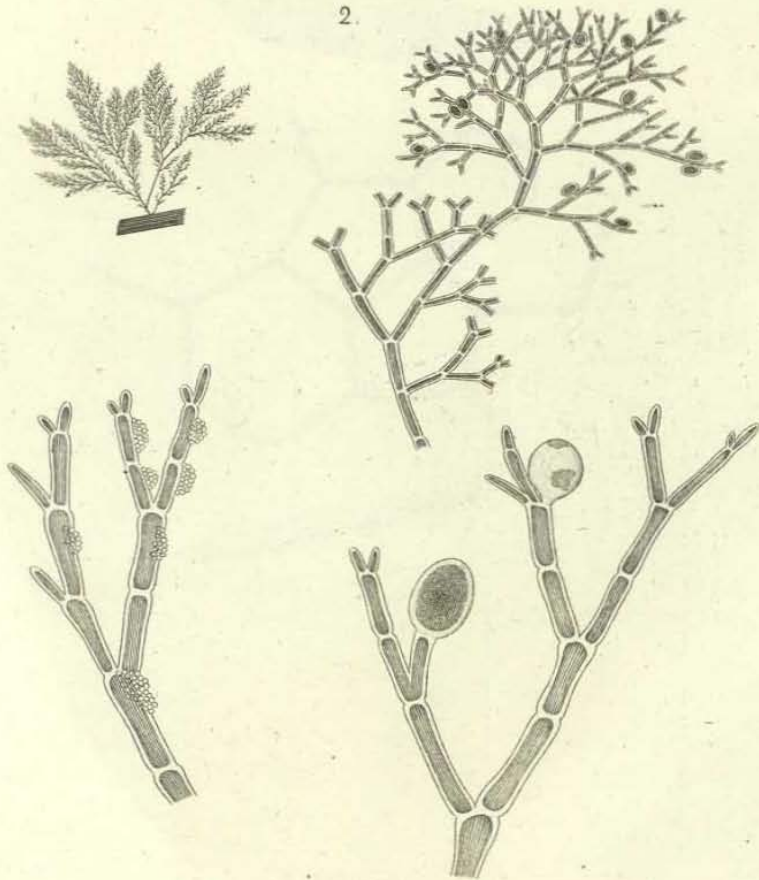


2

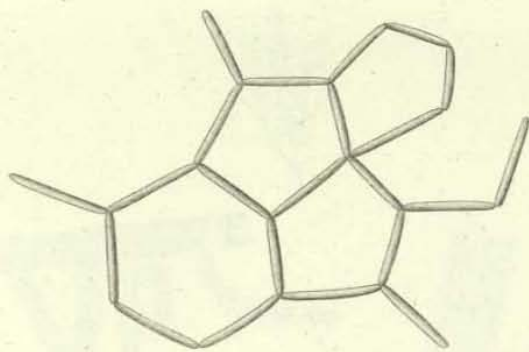
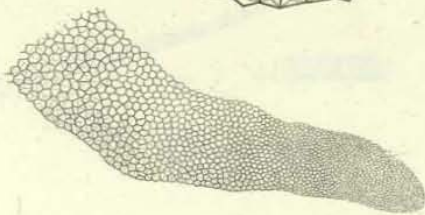
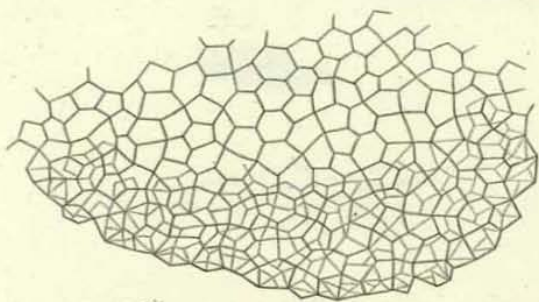




2.

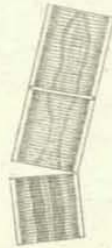
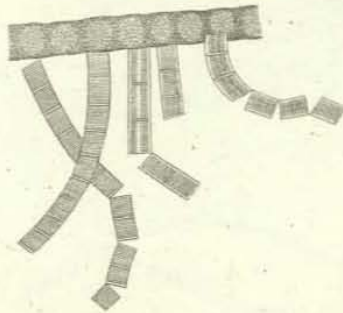
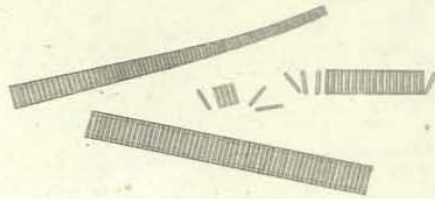


*Flora Danica Tab. MDXCVII.*

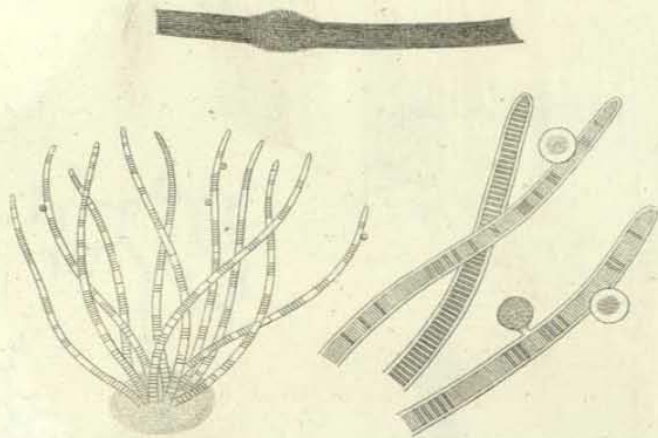




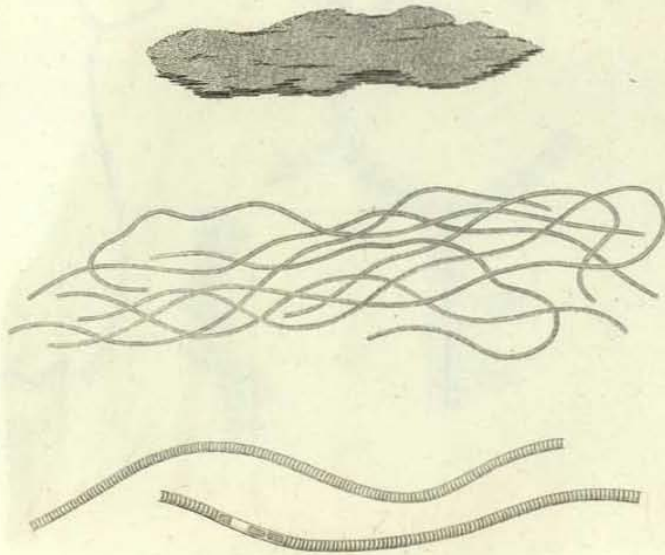
*Flora Danica Tab. MDXCVIII.*



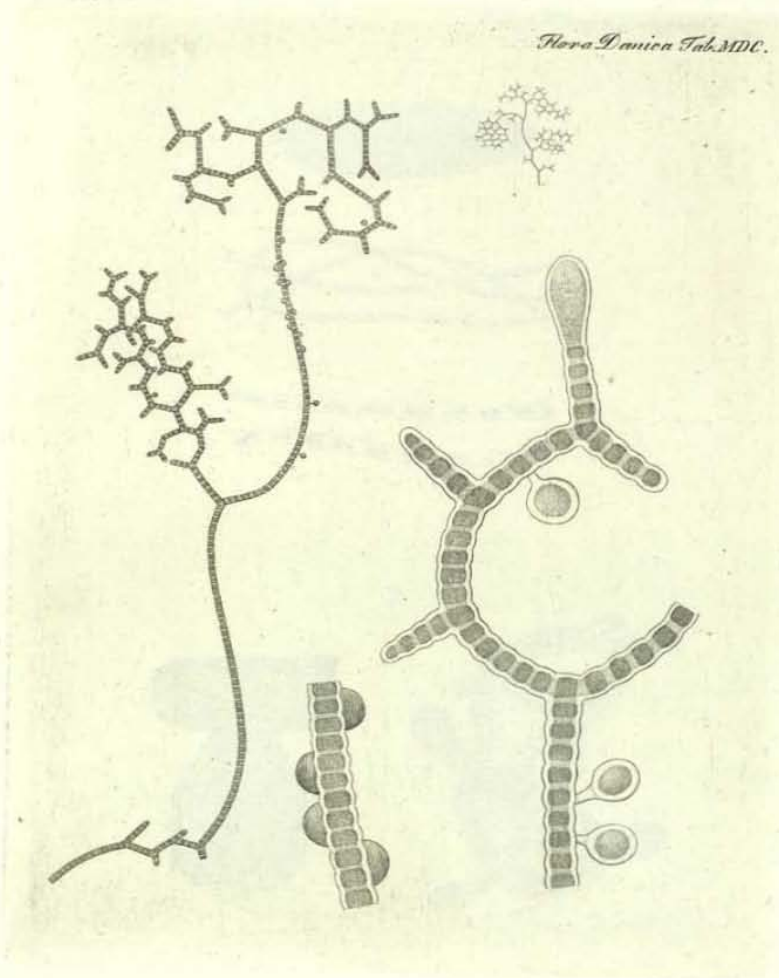
1.



2.

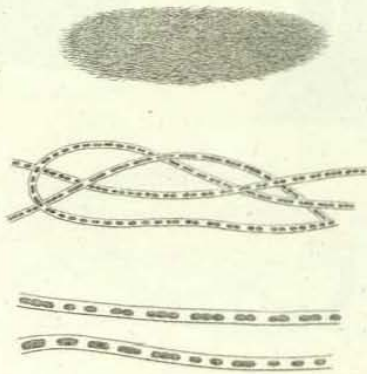


*Flora Danica Tab. MDC.*




*Flora Danica Tab. MDCL.*

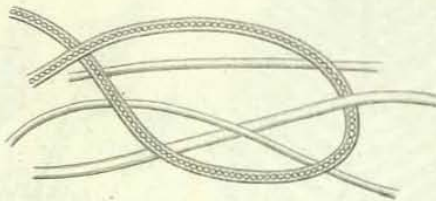
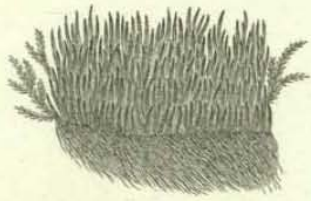
1.



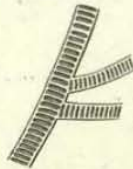
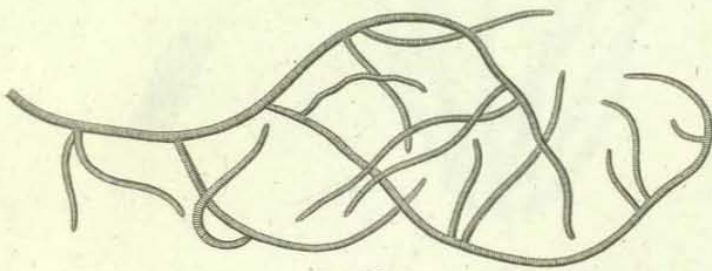

2.



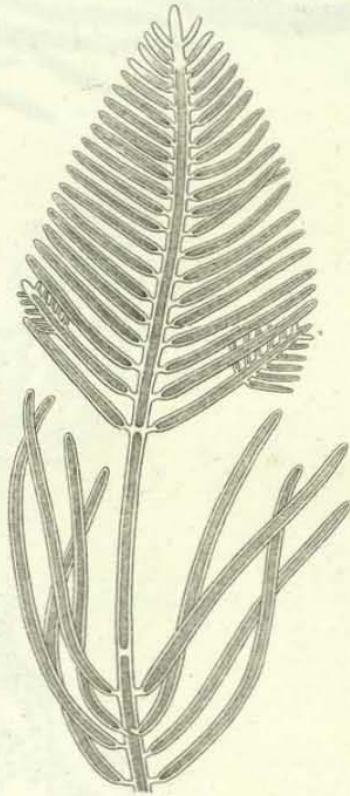

1.



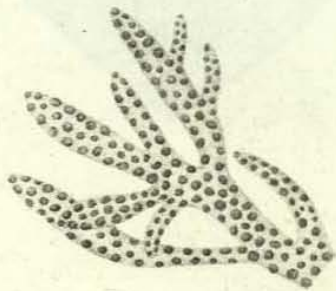

2.



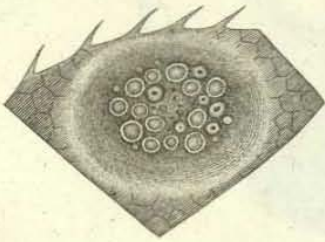
*Flora Danica Tab. MDCIII.*



*Flora Danica Tab. MDCIV.*

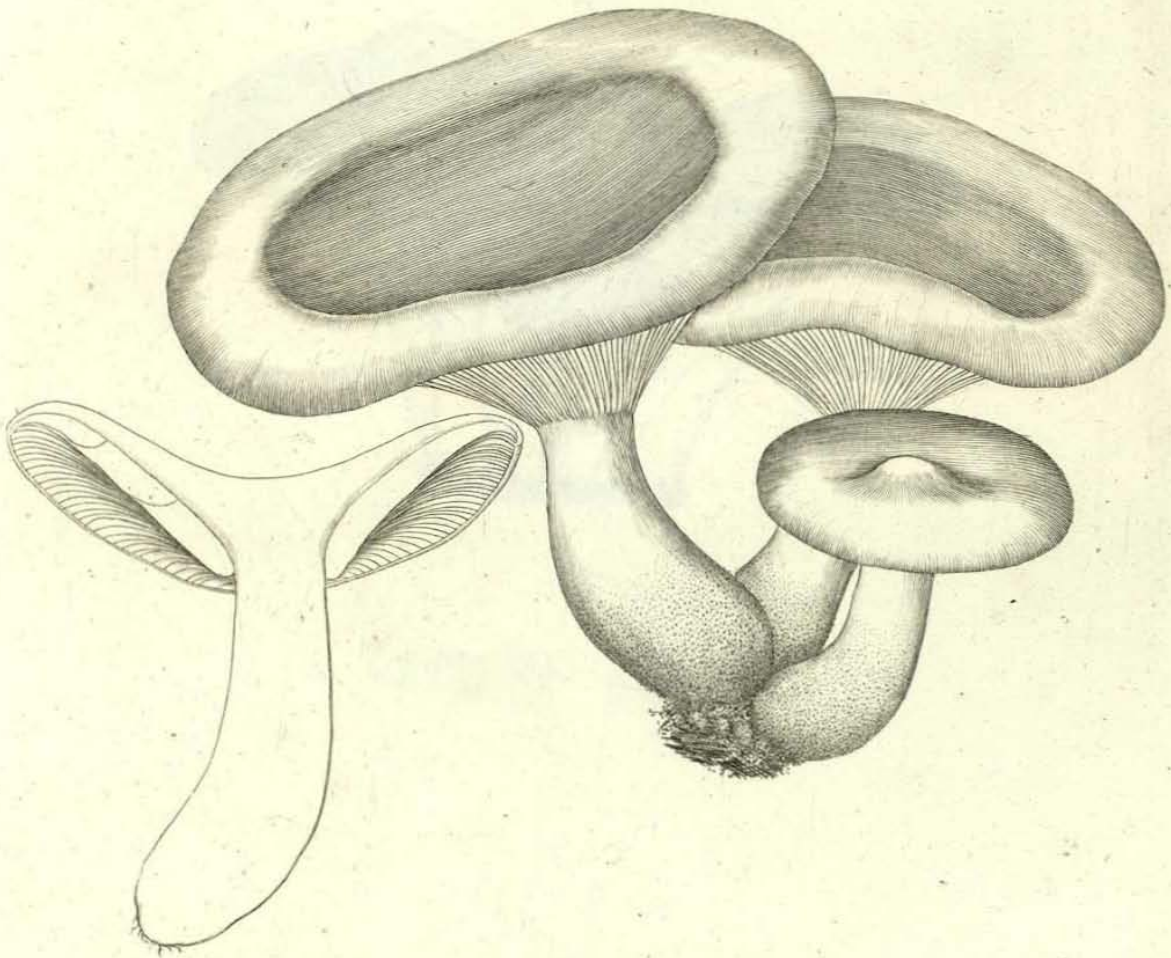


*Flora Danica Tab. MDCV.*

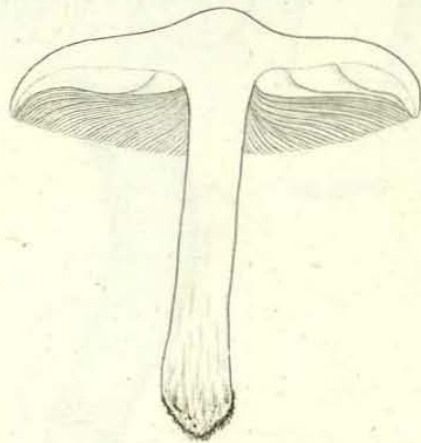




*Flora Danica Tab. MDCVI.*



*Flora Danica Tab. MDCVII.*



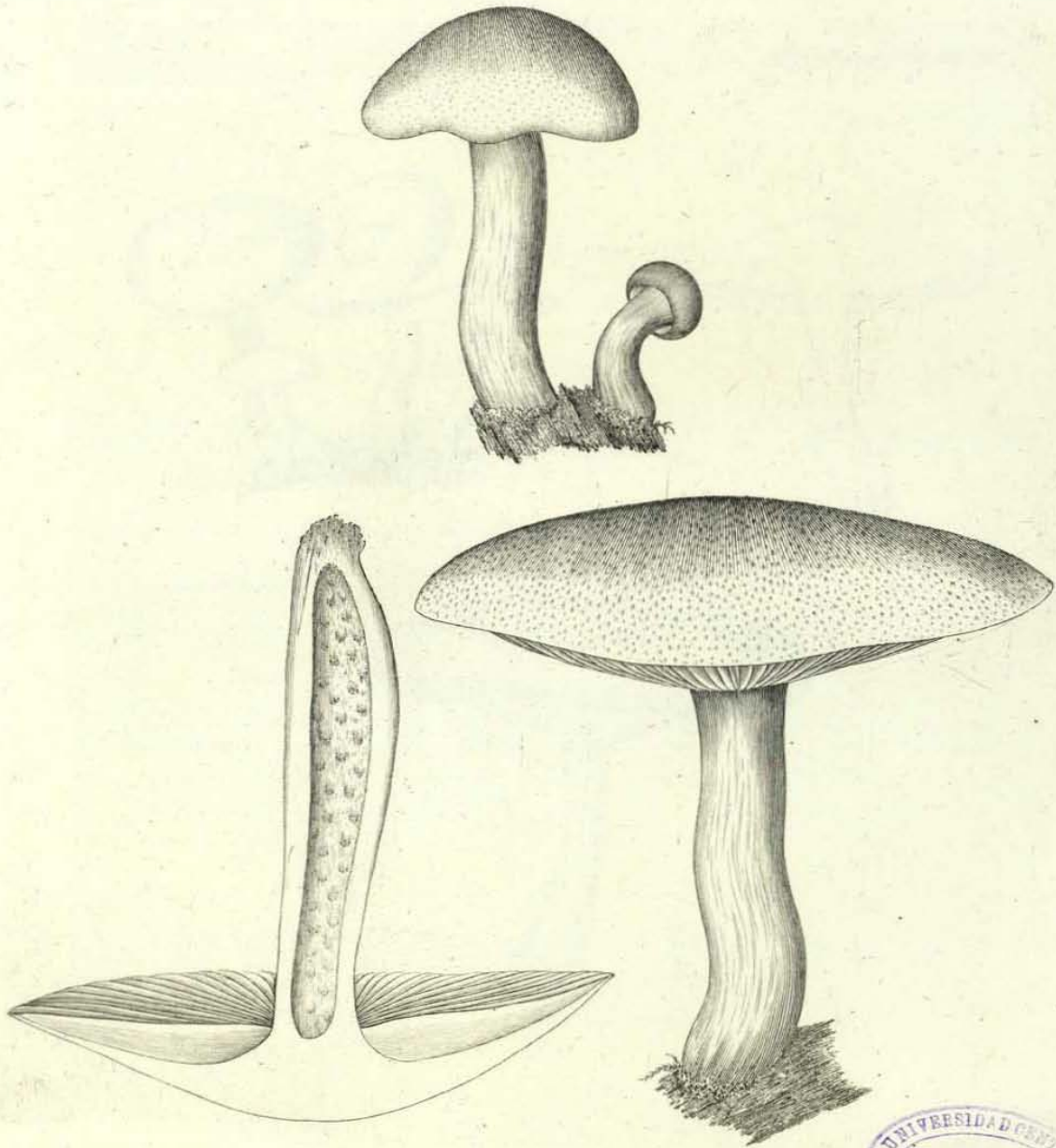
*Flora Danica Tab. MDCVIII.*



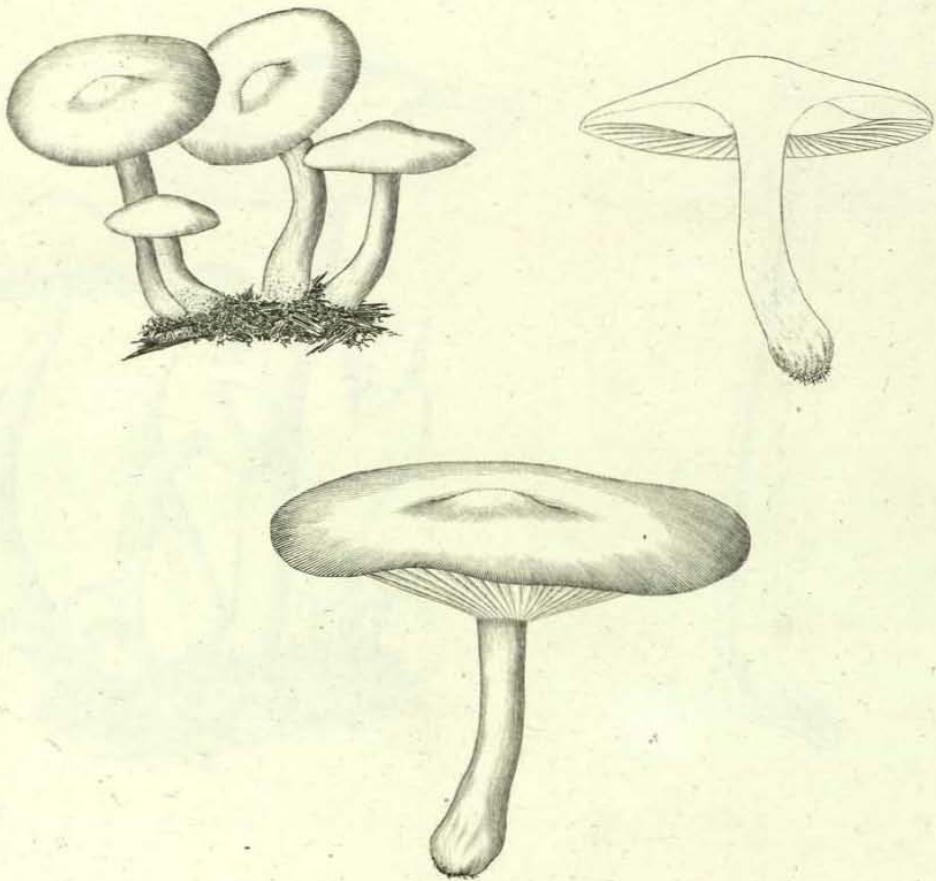
*Flora Danica Tab. MDCIX.*



*Flora Danica Tab. MDCX.*



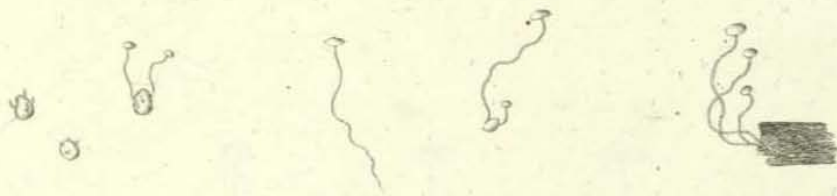
*Fera Danica Tab. MDCXI.*



*Flora Danica Tab. MDCXII.*




*Flora Danica Tab. MDCXIII.*



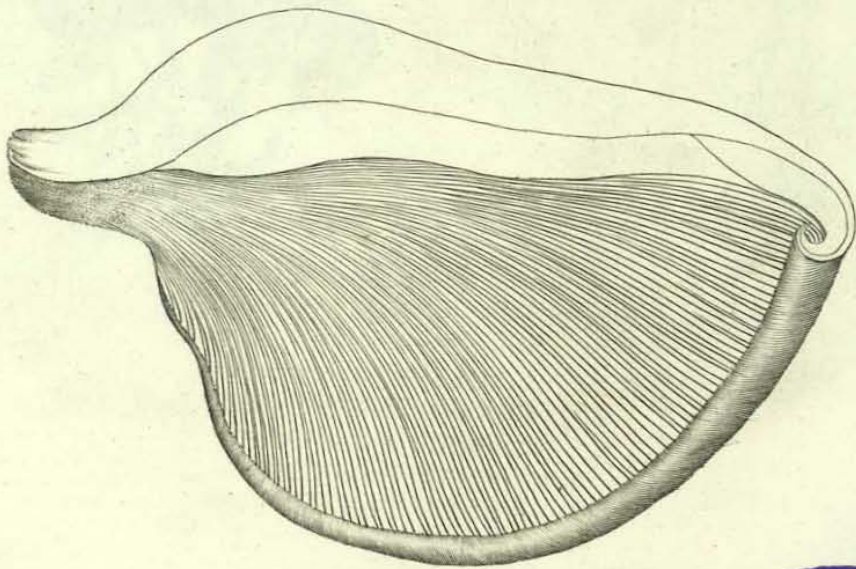
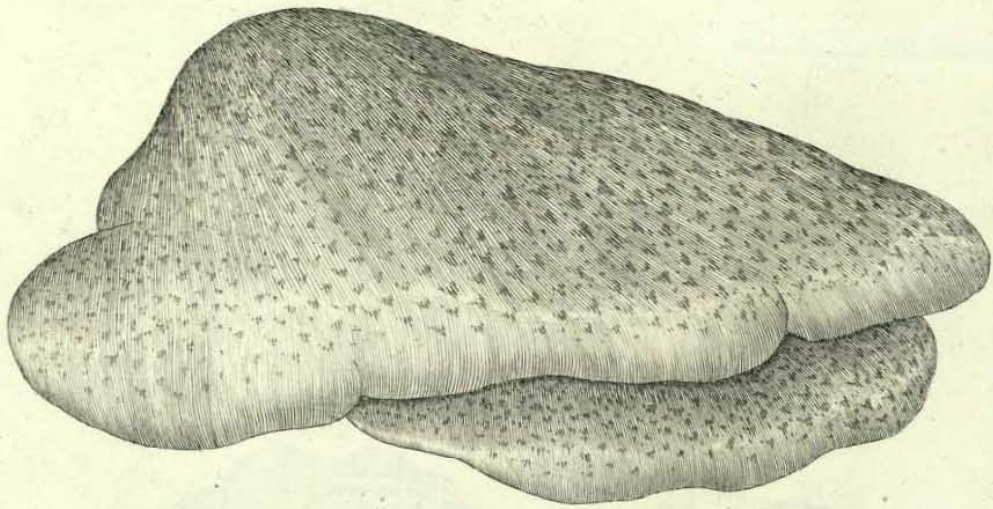


*Flora Danica Tab. MDCXIV.*

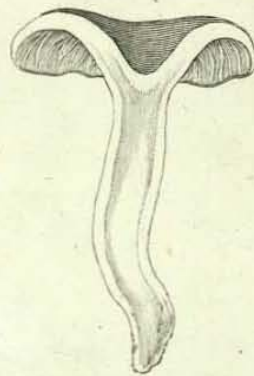




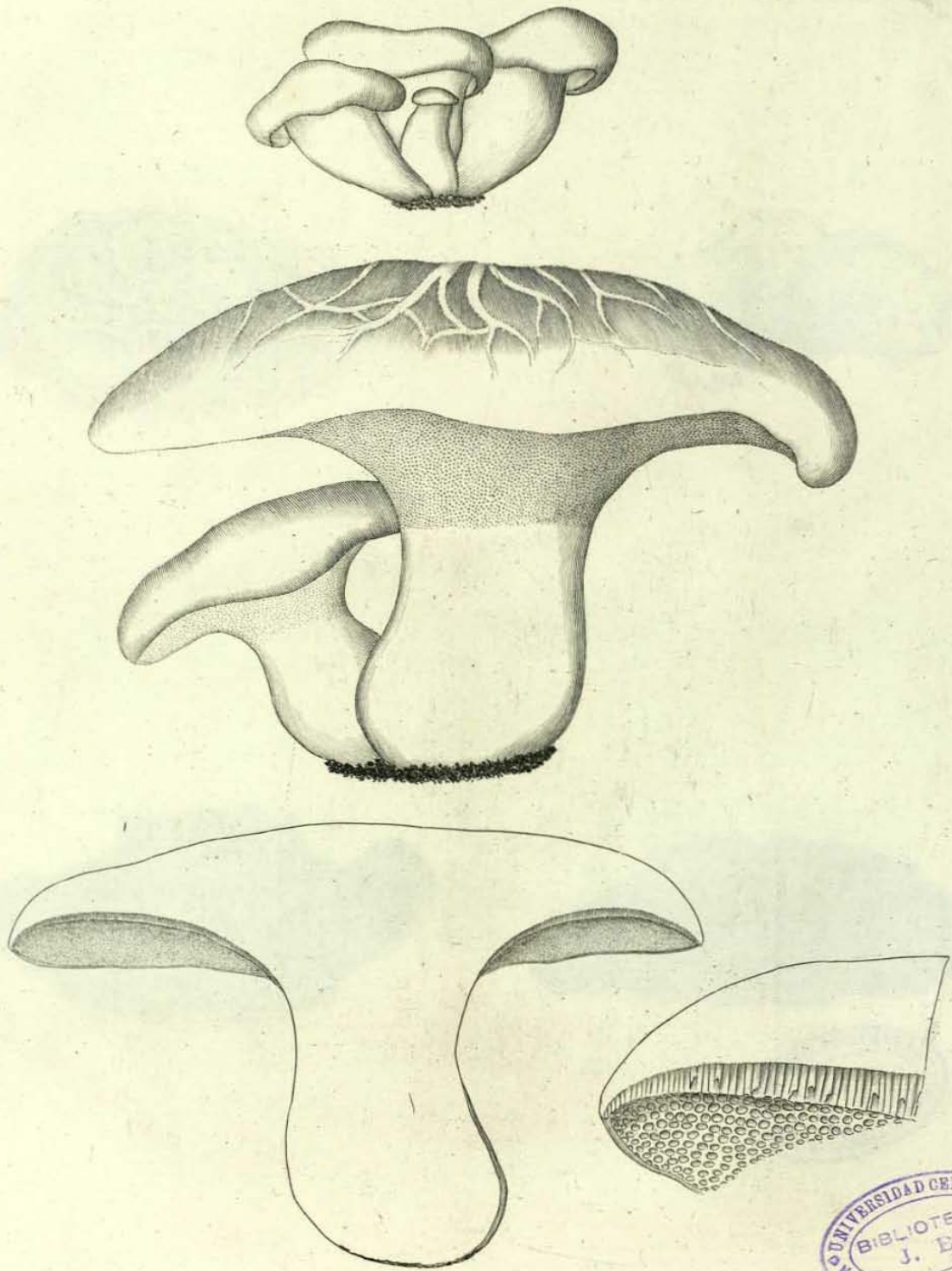
*Flora Danica Tab. MDCXVII.*

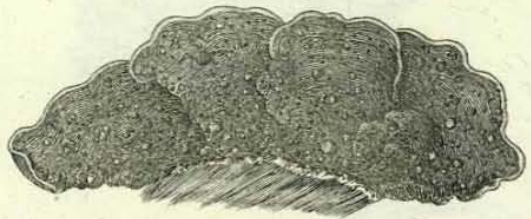
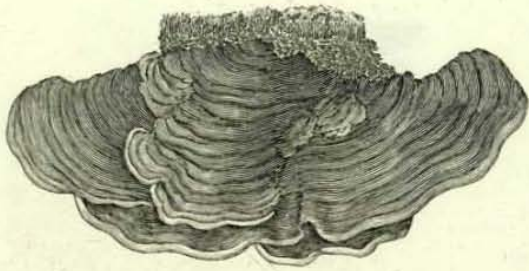
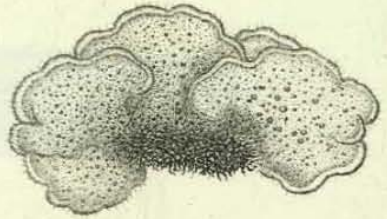
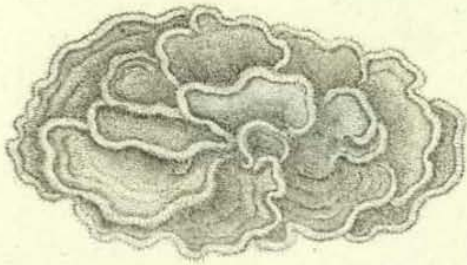


*Flora Danica Tab. MDCXVII.*



UNIVERSIDAD CENTRAL  
BIBLIOTECA  
J. B.  
MUSEO DE CIENCIAS NATURALES





*Flora Danica Tab. MDCXX.*

