

EXPLANATION OF THE PLATES.

(The meagre ciphers represent the length in *millimeters*.)

Plate I.

- Fig. 1—2: *Nodosarina radicula* LIN. p. 10.
» 3—7: *Nodosarina radicula* var. *monile* SOLD. p. 15.
» 8: *Nodosarina radicula* var. *scalaris* BATSCH p. 21.
» 9—10: *Nodosarina radicula* var. *raphanus* LIN. p. 20.
» 11—16: *Nodosarina communis* D'ORB. p. 26.
» 17—19: *Nodosarina communis* var. *obliqua* LIN. p. 31.
» 65—67: *Nodosarina carinata* D'ORB. p. 58.
-

Plate II.

- Fig. 20—31: *Nodosarina legumen* LIN. p. 34.
» 32—35: *Nodosarina legumen* var. *linearis* MONTAG. p. 39.
» 44: *Nodosarina crepidula* var. *FICHT. & MOLL.* p. 43.
-

Plate III.

- Fig. 36—43: *Nodosarina crepidula* FICHT. & MOLL. p. 43.
» 45—49: *Nodosarina crepidula* var. *italica* DEFR. p. 47.
» 50—51: *Nodosarina crepidula* var. *cassis* FICHT. & MOLL. p. 49.
» 52—61: *Nodosarina calcar* LIN. p. 49.
» 62—64: *Nodosarina complanata* DEFR. p. 56.
-

Plate IV.

- Fig. 68—70: *Uvigerina pygmæa* D'ORB. p. 59.
» 71—75: *Uvigerina Auberiana* D'ORB. p. 60.
» 76: *Uvigerina (Heterostomella) lævis* PARK. & JONES p. 61.
» 77—81: *Uvigerina dimorpha* PARK. & JONES p. 62.
» 82—94: *Bulimina pupoides* D'ORB. p. 63.
» 95—98: *Bulimina elegantissima* D'ORB. p. 66.
» 99—108: *Bulimina (Virgulina) squamosa* D'ORB. p. 67.
» 109—113: *Bulimina squamosa* var. *subsquamosa* EGGER. p. 69.
» 114—126: *Bulimina (Bolivina) punctata* D'ORB. p. 69.
» 127: *Bulimina punctata* var. *decurrens* EHRENB. p. 71.
» 129—132: *Bulimina costata* D'ORB. p. 71.
-

Plate V.

- Fig. 133—158: *Textularia sagittula* DEFR. p. 72,
» 159—161: *Textularia sagittula* forma *Bigenerina* p. 78.
» 162—164: *Textularia gibbosa* D'ORB. forma *Bigenerina* p. 79.
» 165—166: *Textularia Pennatula* BATSCH var. *aculeata* EHRENB. p. 79.
» 167—170: *Textularia Trochus* D'ORB. p. 80.
-

Plate VI.

- Fig. 171—172: *Textularia Trochus* D'ORB. p. 80.
» 173—180: *Textularia pupoides* D'ORB. p. 81.
» 181—182: *Textularia pupoides* var. *conica* n.; p. 83.
» 183—184: *Textularia triquetra* v. MÜNSTER p. 83.
» 185—186: *Textularia triquetra* forma *Bigenerina* p. 85.
» 187—189: *Candeina nitida* D'ORB. p. 89.
» 190—193: *Sphæroidina bulloides* D'ORB. p. 89.
» 194: *Globigerina universa* var. D'ORB. p. 90.
» 195—207: *Globigerina bulloides* D'ORB. p. 90.
» 208—214: *Carpenteria balaniformis* GRAY, var. *proteiformis* n.; p. 94.
-

Plate VII.

- Fig. 215—219: *Carpenteria balaniformis* GRAY var. *proteiformis* n.; p. 94.
» 220—225: *Planorbulina farcta* FICHT. & MOLL. p. 95.
» 226—227: *Planorbulina farcta* var. *vulgaris* D'ORB. p. 97.
» 228—233: *Planorbulina tuberosa* FICHT. & MOLL. var. *Ariminensis* D'ORB. p. 98.
» 234—236: *Planorbulina Ungeriana* D'ORB. p. 100.
» 237—241: *Planorbulina Ungeriana* var. *affixa* n.; p. 103.
» 242—244: *Planorbulina reticulata* Czjz. p. 103.
» 245—247: *Tinoporus vesicularis* PARK. & JONES p. 104.
» 272: *Spirillina vivipara* EHRENB. p. 108.
-

Plate VIII.


- Fig. 248—250: *Pullenia sphaeroides* D'ORB. p. 104.
» 251—257: *Discorbina rosacea* D'ORB. p. 105.
» 258—261: *Discorbina valvulata* D'ORB. p. 106.
» 262—263: *Discorbina bulloides* D'ORB. p. 106.
» 264—265: *Discorbina Poëyi* D'ORB. p. 107.
» 266—268: *Discorbina Berthelotiana* D'ORB. p. 107.
» 269—271: *Discorbina vesicularis* var. *elegans* D'ORB. p. 108.
» 273—275: *Pulvinulina auricula* FICHT. & MOLL. p. 109.
» 276—282: *Pulvinulina repanda* FICHT. & MOLL. p. 110.
» 283—285: *Pulvinulina elegans* D'ORB. p. 111.
» 286—288: *Pulvinulina elegans* var. *trochus* RÖM. p. 112.
» 289—295: *Pulvinulina Menardii* D'ORB. p. 112.
» 296—298: *Pulvinulina Micheliniana* D'ORB. p. 114.
» 299—300: *Polystomella crassula* WALK. var. *Scapha* FICHT. & MOLL. p. 114.
» 301—302: *Polystomella crispa* LIN. var. *Poëyana* D'ORB. p. 116.
» 303: *Heterostegina depressa* D'ORB. var. *simplex* D'ORB. p. 117.
-

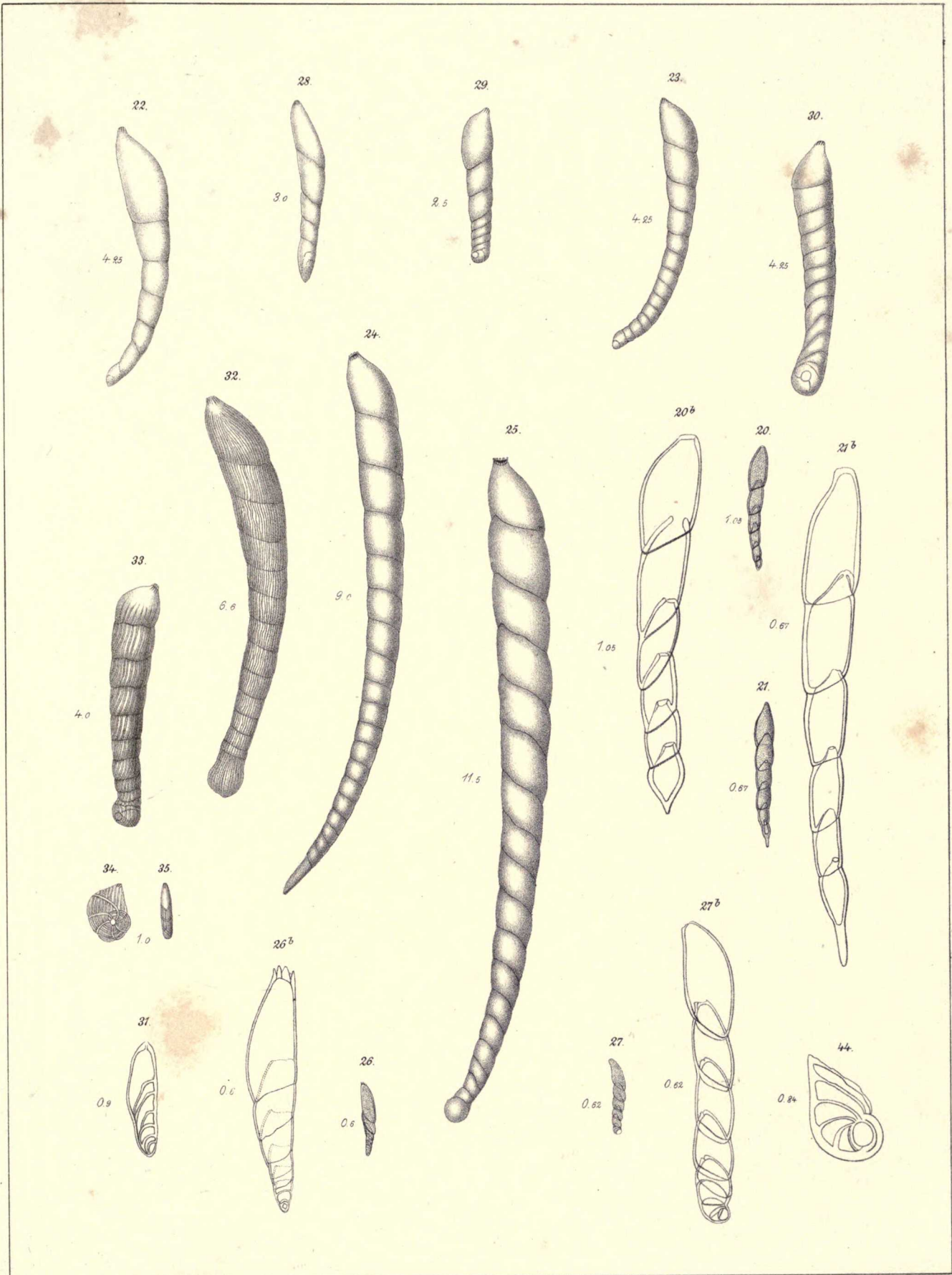
Plate IX.


- Fig. 304—307: *Orbiculina adunca* FICHT. & MOLL. p. 118.
" 308—310: *Cornuspira foliacea* PHIL. p. 120.
" 311—318: *Vertebralina conicoarticulata* BATSCH. p. 121.
" 319—355: *Miliolina seminulum* LIN. p. 122.
-


Plate XII.


- Fig. 410—414: *Lituolina scorpiurus* var. *ammophila* n.; p. 137.
» 415—418: *Lituolina foedissima* REUSS p. 138.
» 419—420: *Lituolina irregularis* RÖM. p. 139.
» 421—423: *Lituolina irregularis* var. *compressa* n.; p. 141.
» 424—425: *Lituolina irregularis* var. *globigerinæformis* PARK. & JONES. p. 141.
» 426—429: *Hyperammia elongata* BRADY p. 142.
» 430—431: *Rhabdammina abyssorum* Sars var. *robusta* n.; p. 143.
» 432: *Jaculella acuta* BRADY p. 143.
























ON
THE RETICULARIAN RHIZOPODA
OF
THE CARIBBEAN SEA

BY
A. GOËS.

WITH TWELVE PLATES.

COMMUNICATED TO THE ROYAL SWEDISH ACADEMY OF SCIENCES THE 9TH OF MAY 1881.

STOCKHOLM, 1882.
KONGL. BOKTRYCKERIET.
P. A. NORSTRÖM & SÖNER.