

**Crustacea collected by the Swedish Zoological Expedition to British East Africa 1911.**

By

EINAR LÖNNBERG, and G. BUDDE-LUND.

With 5 figures in the text.

Communicated 6<sup>th</sup> Dec. 1911.

---

**Decapoda.**

**Potamon (Potamonantes) johnstoni MIERS.**

CALMAN: Trans. Zool. Soc. London Vol. XIX Part 1 p. 51.

Freshwater crabs were collected in Itiolu and Lekundu rivers, tributaries to Guaso Nyiri from the southern side, at several opportunities, and in different sizes and ages.

The <sup>31</sup>/<sub>1</sub> 1911 I found a small crab under a log in the forest above Meru boma rather far from, and high above the nearest rivulet. I was glad over this discovery, but after having examined all my specimens my friend Dr. TH. LAGERBERG has stated that they all belong to the same species as mentioned above.

One of the largest of my specimens is according to Dr. LAGERBERG very similar to the type of this species from Kilimanjaro as figured by CALMAN (l. c. p. 54). The changes in general shape of this species are very remarkable.

From a zoogeographical point of view it is of interest to find that this species occurs not only in the forests at higher altitudes but also in the small rivers of the acacia-steppe.

### Isopoda.

The collection of this kind of animals is quite small which depends partly upon the fact that in consequence of other work much time could not be spent in looking for members of this group, but partly on the scarcity of these animals in the localities visited by this Expedition. In the forests on the slopes of Kenia, and near Meru boma many logs were turned for the purpose of finding Isopoda and other animals of similar habits, but none of the former kind were found there. This may, to some extent, be due to the drought, although terrestrial Isopoda do not appear to be very sensitive to that. Under dry and rotten logs in the forest near Escarpment station numerous specimens of two different species both of which have proved to be new to science were found in January 1911. At a place called Njoro north of Guaso Nyiri river (about 1° N. lat.) some few specimens of a third new species were found under the sheaths of dry palmleaf-stalks near a dry riverbed, where some water-holes belonging to the Rendiles had been dug.

The material thus collected was delivered to Mr. G. BUDDE-LUND, Copenhagen, whose eminent knowledge about this group is well known, and he kindly promised to undertake the scientific determination and description of the species. Before, however, he had fully finished his work, he was suddenly carried off by death which is to be greatly deplored. But the late author had found time to name the new species and write their diagnoses. His manuscript concerning this little collection has kindly been placed at my disposition by his son Dr. C. G. BUDDE-LUND for which courtesy I beg to express my gratitude.

In the following this manuscript is published without any alterations or additions and is thus solely the work of the late G. BUDDE-LUND:

#### *Eubelum instrenuum* n. sp. BUDDE-LUND.

Superficies lævis, punctatissima.

Antennæ sc. art. 2 longior quam 3, art. 2 < 4;  $\frac{7}{18}$  corp. long.

Oculi majores, ocelli c. 20.

Flagellum 3-articulatum, art. 1 = art. 2, art. 2 < art. 3; flagellum satis brevius quam scapi art. 5 (sæpe art. 1, sæpe 2, sæpe 3 longissimus).

Max. I dent. 4+5 (1. 3. 4. 5 apice leviter fissi). [fig. 2].

Max. I lam. int. penicillis c. 10; post nulla spina. [fig. 3].

Mandib. sin. pen. lib. 9. 6.

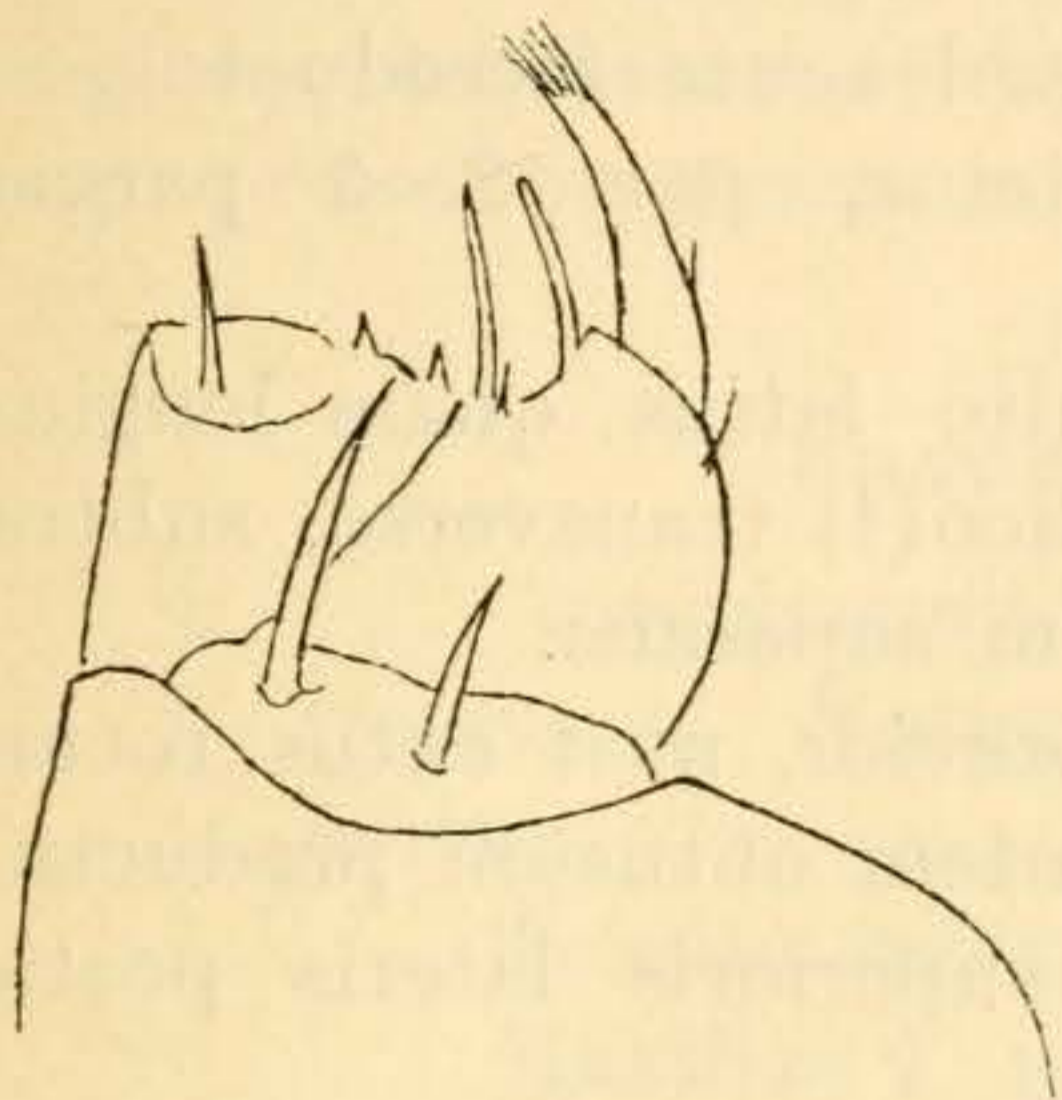


Fig. 1. *Eub. instrenuum* <sup>75</sup>/<sub>1</sub>.  
[maxilliped apex.]

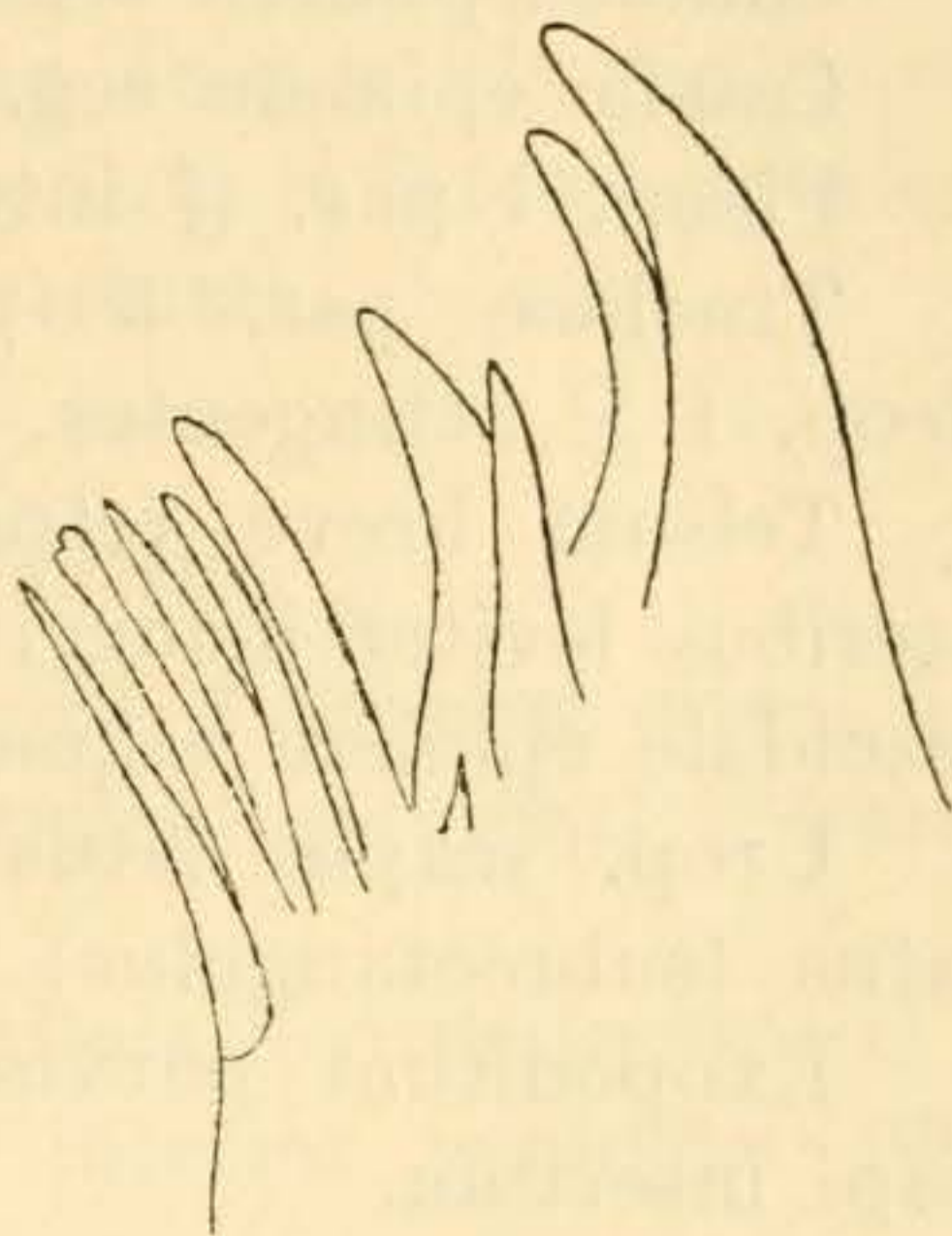


Fig. 2. *Eub. instrenuum* <sup>100</sup>/<sub>1</sub>.

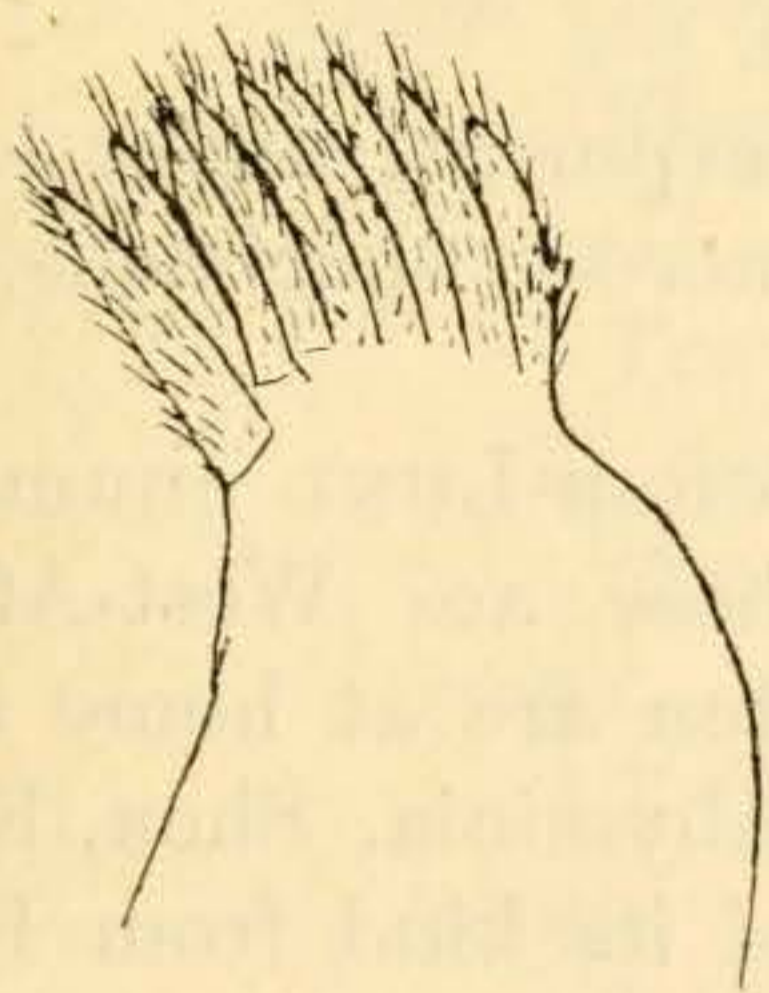


Fig. 3. *Eub. instrenuum* <sup>100</sup>/<sub>1</sub>.

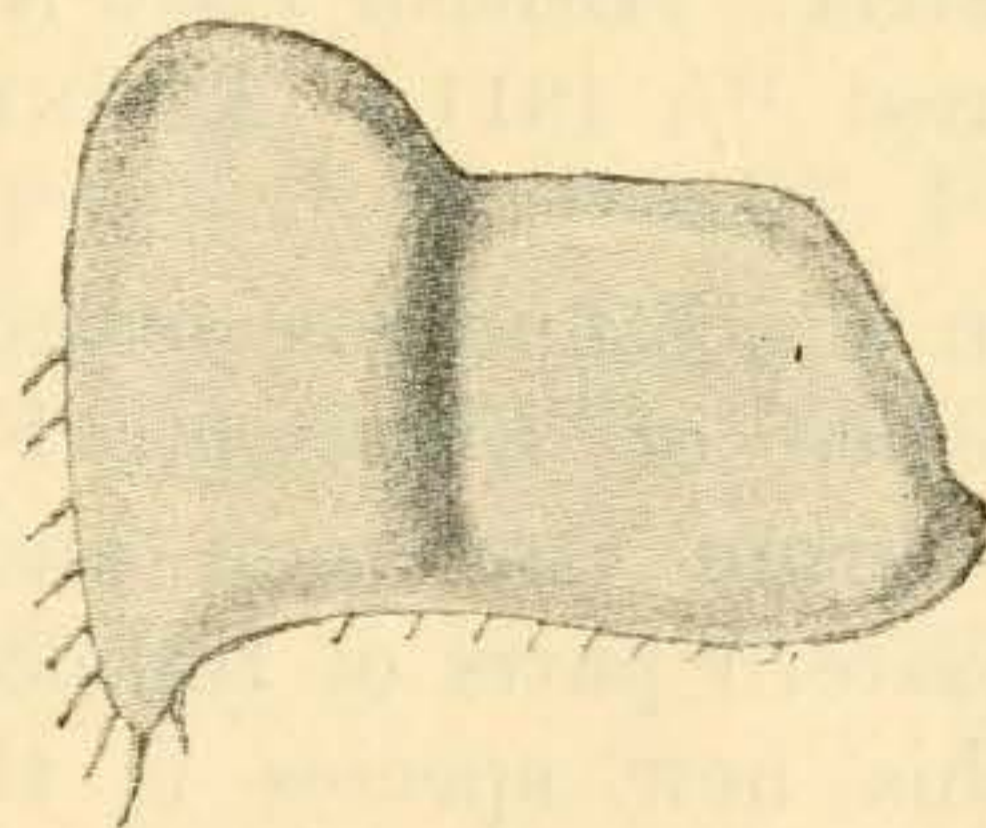


Fig. 4. *Eub. instrenuum* ♂ pl.  
1 sin. <sup>25</sup>/<sub>1</sub>.

Epistoma convexiusculum, supra in frontem reflexum, margine superiore arcuato integro, frontem paululum superans, transverse minus manifesto carinatum.

Clypeus lobis lat. parvis, rotundatis.

Trunci segm. 2 pron. manifesto discreto <sup>25</sup>/<sub>9</sub> dorsi expl., proc. parvo.

Trunci segm. 1 mg. lat. crasso, vix sulcato; post supra

fissa; lacinia interior rotundata subovalis, crassior, quam lacinia exteriore paulo longior.

Epim. sulco intramarg. profundo angusto a margine laterali suboculto, per totam longitudinem ducto.

Trunci segmentum 1. utrinque subrectum vel levissime incurvum.

Epimera segmenti 2. ante paulo crassiora.

Caudæ epimera segm. 3. 4. 5 subrectangula.

Caudæ epimera seg. 5 paulum divergentia.

Pleop. 1 par. ♂ intus breviter sed acute retroductus.

Tracheæ par. 5—par 1 maximus, par 2—5 parvæ; pleop. 1 ♀ attingentes.

Telsum breve tetragonum, multo latius quam longius, lateribus leviter incurvis latere postico(?) transverso, subtrapezoidale epimera segmenti 5 paulum superans.

Urop. scapus latus telso vix brevior, post extus rotundatus (subrectangulus) intus in dentem obtusum productus.

Exopoditum parvum incisuræ superioris lateris postici scapi insertum.

Endopoditum telso paulo brevius.

Subunicolor, plumbeus vel griseus, in segm. trunci sæpe macula pallida epimera sæpe pallide rufa.

Longitudo 10—18. Latitudo 5—9.

Patria: »British East Africa, Escarpment, under logs in the forest <sup>11/1</sup> 1911.» LÖNNBERG (numerous specimens).

[In a posthumous manuscript BUDDE-LUND enumerates 16 species of *Eubelum*. Five of these are West-African, chiefly from Cameroon and Congo, ten are at home in the northeastern parts of the continent (Abyssinia, Shoa, Kaffa), and this new species is the first of its kind from British East Africa.]

### Gerutha.

Antennæ: Flagellum 3articulatum, articulus 2 a 3 minus manifesto discretus.

Maxillæ prioris paris: Lacinia interior penicillis numerosis (6—12), lacinia exterior dentibus 4+5.

Mandibula: Lacinia mobilis appendice prima latiore, molari penicillis liberis pluribus.

Epistoma supra marginatum.

Truncus: Segmentum 1 epimero crasso, supra sulco longitudinali intramarginali nullo, margine laterali ad longitudinem sulcato, post fisso. Margo posterior subtransvers[us].  
— Segmentum 2 epimero —

Cauda: Exopodita omnium pleopodum trachea instructa. Epimera segmenti 5 ad apicem convergentia.

Telsum tetragonum, medio sæpe tetragono producto.

Uropodes telsum non superantes, scapus vix vel paulo longior quam latior; exopoditum minutum in latere superiore scapi prope marginem posteriorem positum.

### Conspectus specierum.

- a.* Antennarum scapi articulus 2 brevior quam articulus 4. Margo posterior trunci segmenti 1 transversus.

Telsum tetragonum, lateribus leviter incurvis.

Maxillæ 1 paris lamina interior penicillis plus quam 10.

Lamina interior epimeri trunci segmenti 1 major quam lamina exterior.

Oculi parvi.

- b.* Flagellum articulo 5 scapi longitudine æquale.

Trachearum pares 1—2 magnæ, pares 3. 4. 5. parvæ.

Maxillæ primi paris lamina interior post spina.

Trunci segmentum 2 pronoto ægre discreto.

Superficies squamata.

*Gerutha pila* B. L.

- bb.* Flagellum articulo 5 scapi brevius.

Trachearum pares.

Maxillæ primi paris lamina interior post nulla spina.

Trunci segmentum 2 pronoto manifesto discreto.

Superficies punctata.

*Gerutha lævis* n. sp. BUDDE-LUND.

Habitat: British East Africa, Escarpment.

*aa.* Antennarum scapi articulus 2 non brevior quam articulus 4.

Margo posterior trunci segmenti 1 utrinque leviter incurvus.

Telsum medio tetragono producto.

Maxillæ 1 paris lamina interior penicillis c. 6.

Trunci segmentum 2 pronoto manifesto discreto. Superficies pilosa.

*b.* Flagellum articulo 5 scapi longitudine æquale.

Trachearum pares.

Maxillæ primi paris lamina interior post spina.

Lamina interior epimeri trunci segmenti 1 major quam lacinia exterior.

Oculi parvi, ocelli c. 15 confluentes, ægre pigmentati.

*Gerutha pilosa* n. sp. BUDDE-LUND.

Habitat: Gadat (Gafa) 3,000 m.

*bb.* Flagellum articulo 5 scapi brevius.

Trachearum pares 1—4 majores, par 5 parvus.

Maxillæ primi paris lamina interior spina nulla.

Laminæ epimeri trunci segmenti 1 æquales.

Oculi mediocres, ocelli confluentes c. 15.

*Gerutha marginepilosa* n. sp. BUDDE-LUND.

Habitat: Kaffa.

Oculi parvi; ocelli c. 10; antennæ articulus 2=4.

*Gerutha nitida* n. sp. BUDDE-LUND.

Habitat: Shoa, Galla.

***Gerutha lævis* n. sp. BUDDE-LUND.**

Superficies lævis punctatissima.

Oculi minuti, ocelli minutissimi, c. 12.

Antennæ  $\frac{1}{3}$  corpore paulo longiores; articulus 2 sc. multo

longior quam 3, articulus 2 paululo brevior quam 4, articulus 4 paulo brevior quam 5.

Flagellum paulo brevius quam articulus 5; articulus 1 paulo brevior quam 2, art. 2=3 ægre discreti.

Max. I lam. ext. dent. 4+5 (integri).

Mand. sin. penicillis c. 4 lib., lacinia int. molari.

Max. I lam. int. penicillis c, 10, post nulla spina.

Epistoma valde convexum, supra seclusum, in frontem reflexum, margine superiore manifesto.

Epimera segmenti 1 trunci margine laterali maxime antepocrasso, ad longitudinem sulcato, post leviter et subæqualiter fisso, lacinia interiore paulo longiore. Intra marg. nullus sulcus.

Trunci segm. margine postico transverso.

Trunci segm. 2 pronoto  $\frac{1}{3}$  dorsi, manifesto discreto, proc. lat. parvus.

Trunci segm. 2 infra dente articulari parvo anteriori.

Tracheæ 5 par. manifestæ; par 1 in ♀ in medio attingentes.

Caudæ epimera 5, apicibus valde convergentibus.

Telsonum tetragonum, lateribus post leviter incurvis, multo latius quam longius margine postico leviter curvatum.

Urop. scapus oblique tetragonus, vix longior quam latior.

Exopoditum minutissimum, punctiforme; supra in scapo satis a latere posteriore positum.

Color griseus vel pallide griseus, subunicolor.

Long. 9 mm. Lat. 4,5 mm.

Patria: Brit. E. Africa.

5 specimens found under logs in the forest at Escarpment station 11 Jan. 1911. Prof. LÖNNBERG coll.

### **Periscyphis brunnea** n. sp. BUDDE-LUND.

Superficies nitida, minutissime et densissime squamata.

Oculi majores, ocelli c. 25.

Antennæ  $\frac{1}{2}$  corporis longitudinem æquantes, sc. articulus 2 vix longior sed multo crassior quam articulus 3, articulus 2 multo brevior quam articulus 4, articulus 4 multo brevior quam articulus 5.

Flagellum multo brevius quam 5, articulus 1 nonnihil longior quam 2.

Epistom. latera ante oculos paulum introducta; epistom. medio fronte adcretum, nullo margine discernente.

Linea marginalis verticalis utrinque fere ad epistoma producta.

Trunci segmentum 1 in angulo priore sulco brevi, paulum a margine laterali distante; ipse margo pertenuis.

Margo posterior segmenti 1 utrinque fortius incurvus, angulis posticis acutioribus retroductis.

Margo posterior segment. 2. 3. utrinque incurvus, angulis posticis obtusioribus, leviter retroductis.

Margo posterior segment. 4. 5. 6. medio incurvo, angulis posticis acutis.

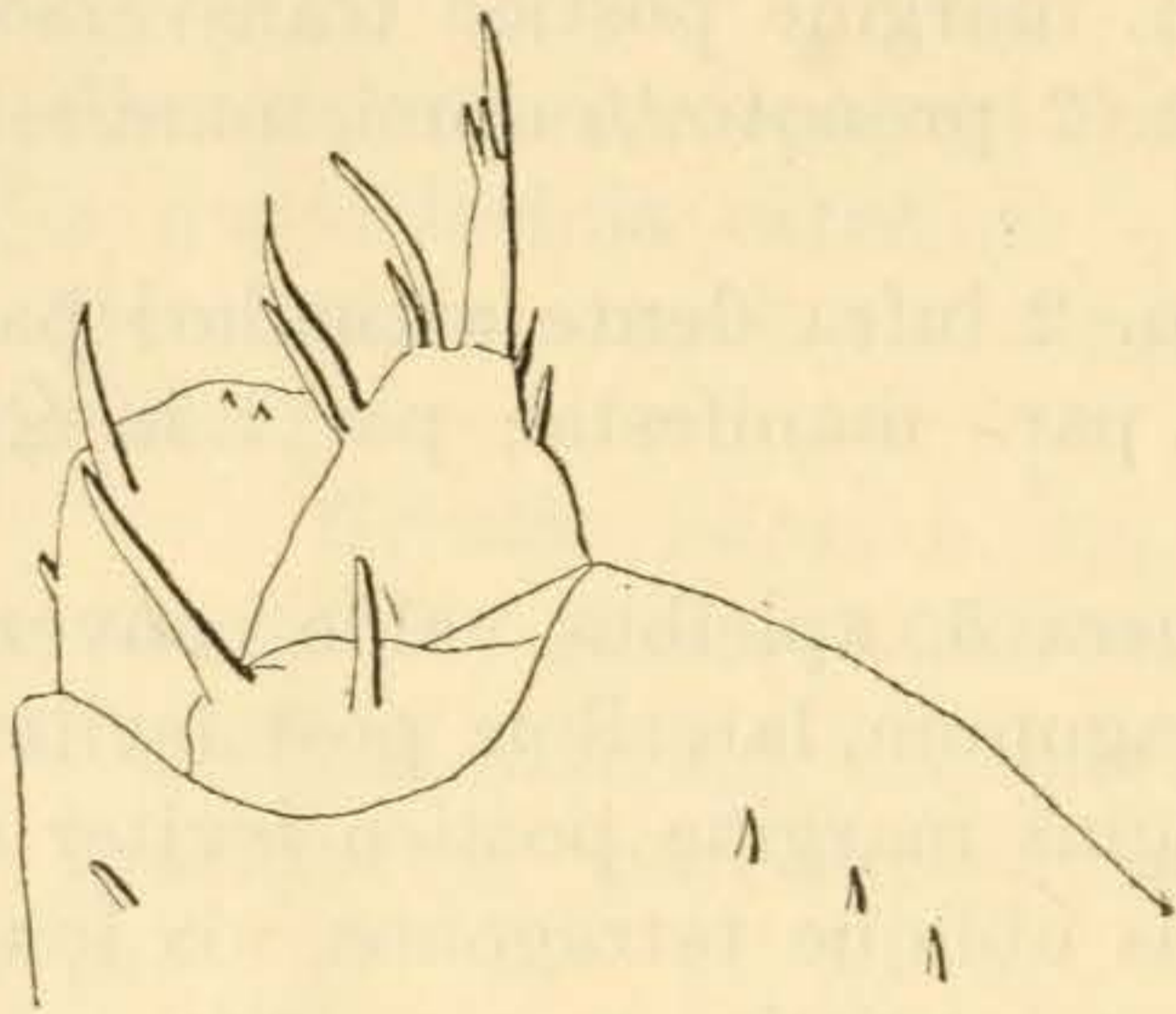


Fig. 5. *Periscyphis brunneus* <sup>135/1</sup>.  
[maxilliped. apex].

Epimera caudæ brevia, segment. 5 subdivergentia.

Telsonum satis latius quam longius, medio breve et anguste triangulo producto, apice obtuso.

Uropod. scapus oblonge tetragonus.

Exopoditum parvum, duplo longius quam latius, fossæ mediæ lateris postici insertum.

Endopoditum gracile, telso non brevius.

Longitudo 6 [mm.]. Latitudo 2,8 [mm.].

Subunicolor brunneus, pedes, pleopodes, uropodes albidi.

Patria: East Africa, N. of Guaso Nyiri about 1° N. lat. under the sheaths of palmleaf-stalks. <sup>17/2</sup> 1911 LÖNNBERG.

[This genus *Periscyphis* embraces a number of species which are found distributed over the north-eastern part of the Ethiopian continent from Egypt to Abyssinia, Somaliland,



British and German East Africa, but not further south as yet. The occurrence of a member of such a genus at Njoro, N. of Guaso Nyiri is thus quite in agreement with the facts made known about the fauna of the district mentioned by this Expedition viz. that it is closely related to the fauna of the Somaliland.]



Tryckt den 6 februari 1912.